

A45JE

ARTICULATING BOOM LIFT



OUTSTANDING ACCESS: A 45'3" platform height, 25'7" of outreach, and an up and over height of 23'10" make it easier to reach locations within the large work envelope.

MORE VERSATILITY: 5' jib comes **STANDARD**.

DURABLE PROTECTION: The **STANDARD LGMG Hostile Environment Kit** includes cylinder bellows, boom wipers, hydraulic hose sheathing, and a metal platform control box cover, protecting the machine in harsh jobsite conditions.

ADDED SECURITY: **STANDARD** master battery disconnect switch allows you to shut down and secure the lift from unwanted usage.

POWER

390Ah FLA batteries

PLATFORM

AC power to platform
Anti-collision protection
Auto-leveling platform
Descent alarm with flashing beacon
Dual joystick proportional controls
Dual entry 6' x 2.5' platform
Emergency stop button
Flashing beacons
Horn
Hostile environment kit
Jib
Metal platform control cover
Motion alarm
Overload sensing system
Platform tool tray

CHASSIS

AC drive motors
AC lifting motors
Emergency descent system
Emergency stop button
Foam-filled tires
Intelligent diagnostic system
Over-tilt protection system
Telematics ready

OPTIONS

Solid non-marking tires
Solid tires
Telematics



LGMG NA provides an industry-leading 5-year/5,000 hour warranty on new boom lifts, scissor lifts, and vertical mast lifts, and a 3-year/3,000 hour warranty on new telehandlers with an option to purchase an extended warranty upon request.

Terms and conditions apply. Subject to LGMG's warranty policies then in effect. Please visit www.lgmгна.com/warranty for details.

A45JE

ARTICULATING BOOM LIFT



	Imperial	Metric
Work Height Max.	51'3"	15.8 m
Platform Height Max.	45'3"	13.8 m
Horizontal Outreach Max.	25'7"	7.81 m
Up and Over Height	23'10"	7.26 m
Platform Length	6'	1.83 m
Platform Width	2'6"	0.76 m
Jib Length	4'8"	1.42 m
A Stowed Length	21'10"	6.7 m
Length-Transport (jib tucked)	19'2"	5.85 m
B Overall Width	5'11"	1.8 m
C Stowed Height	6'6"	1.98 m
Height-Transport	8'6"	2.6 m
D Wheelbase	6'8"	2.03 m
E Ground Clearance	9"	0.24 m

PRODUCTIVITY

Max. Platform Occupancy	2	
Platform Capacity	507 lbs	230 kg
Turntable Rotation	355°	
Platform Rotation	(+/-) 90°	
Vertical Jib Rotation	130°	
Turntable Tailswing	0	
Drive speed (stowed)	3 mph	4.8 km/h
Drive speed (raised)	0.62 mph	1 km/h
Gradeability	30%	
Outside Turning Radius	13'5"	4.1 m
Inside Turning Radius	6'	1.83 m
Max. Allowable Chassis Tilt	3°/3°	
Tire Type	Foam-filled	
Tire Size	9-14.5	
Tire Contact Pressure	119 psi	821 kPa
Occupied Floor Pressure	307 psf	14.7 kPa

POWER

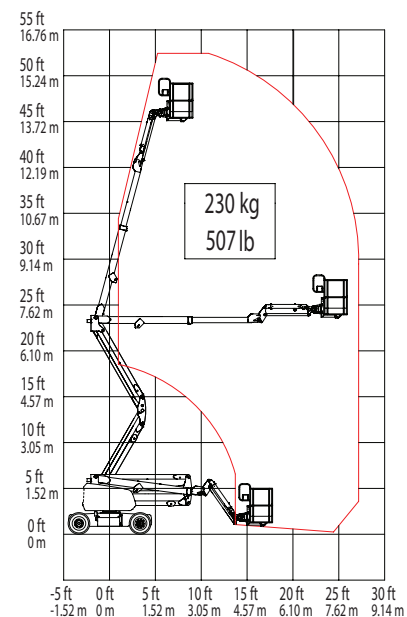
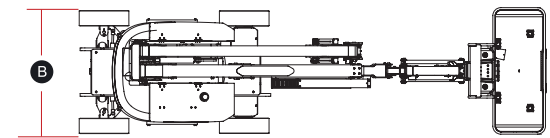
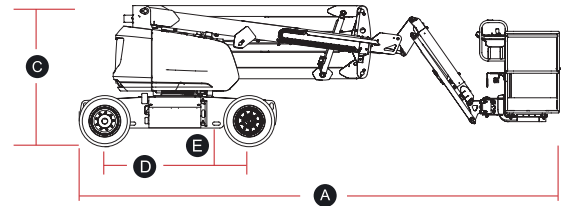
Power Source	48V(8x6V), 390Ah, FLA	
--------------	-----------------------	--

HYDRAULIC SYSTEM

Hydraulic Oil Volume	7.9 gal	30 L
----------------------	---------	------

WEIGHT

Machine Weight	16,530 lb	7,500 kg
----------------	-----------	----------



ANSI A92.20, CSA B354.6

Please contact LGMG for more details. LGMG reserves the right to change technical data without prior notice. All photos and pictures in this brochure are for promotional purposes only. This brochure comes into effect in December, 2025.

LGMG North America Inc.

Address: 4105 Live Oak Drive, Suite 100, The Colony, Texas 75056 United States

Email: sales@lmgna.com Tel: +1 833 288 5464

www.lmgna.com

