

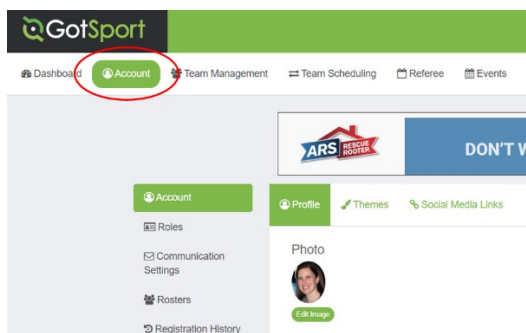
US Club Player Registration 2026-2027

Login to GotSport:

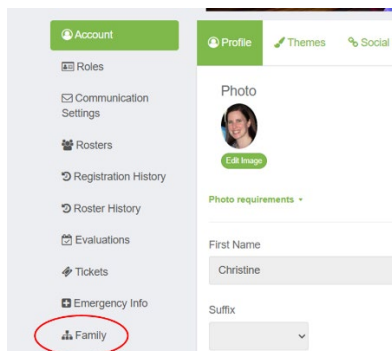
- Go to <https://system.gotsport.com>
- Enter your account email and password, click **Sign In**.
 - If you cannot remember your password, go to: <https://system.gotsport.com/> and click **Forgot Password?**. You can then enter your email to have your login credentials sent to you.
 - If you cannot remember the email address associated with your account, please reach out to christine@sachc.org for this information.

Navigate to Your Player's Profile and Complete Requirements:

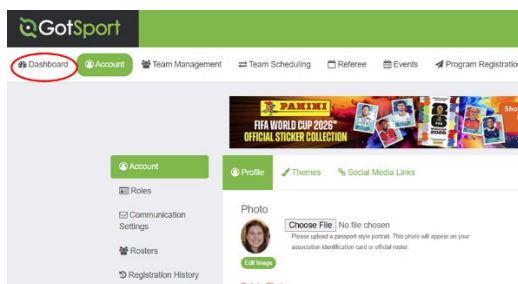
- Click **Account** in the top menu bar.



- In the left navigation bar, click **Family**.

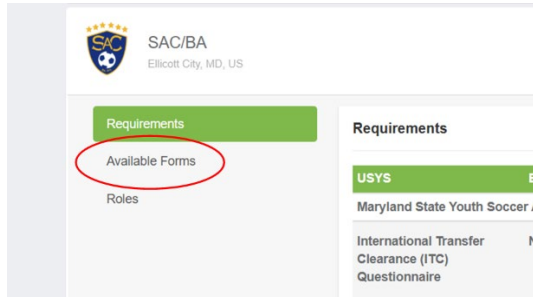


- Click the name of the player whose form you need to complete.
- Click **Dashboard** at the top of the player profile.

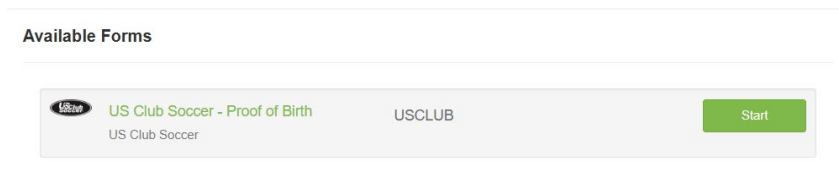


US Club Player Registration 2026-2027

- Scroll down to the SAC/BA section of the Dashboard and click **Available Forms**.



- Locate **US Club Soccer - Proof of Birth** in the list of forms.
 - Click **Start**.
 - Click **Select** next to your player's name.
 - Scroll to the bottom of the form and click **Save**.
 - Click **Choose File** in the Proof of Birth section and upload your player's proof of age.
 - Click **Save**.



- Return to the previous browser tab and locate **FORM R002 | Player Info, Medical Treatment Authorization, Liability Waiver/Release and Consent Form** in the list of forms.
 - Click **Start**.
 - Click **Select** next to your player's name.
 - Read and sign the form and click **Save**.

