

Note: This calendar is for general awareness only and not a substitute for a professional security assessment.

CYBER SMART OCTOBER

31 DAYS TO A SAFER BUSINESS





SUN	MON	TUE	WED	THU	FRI	SAT
			1 Change your most-used password.	2 Turn on MFA for Microsoft 365.	3 Start using a password manager.	4 Disable "Save Passwords" in your browser.
5 Audit shared logins.	6 Create a unique Wi-Fi password for guests.	7 Review your company's password policy.	8 Hover before clicking links.	9 Delete suspicious attachments immediately.	10 Report a phishing email to your IT team.	11 Learn what "spoofed" sender addresses look like.
12 Train staff to pause before clicking.	13 Bookmark login pages (don't Google them).	14 Review your spam filter settings.	15 Run all system updates today.	16 Encrypt your laptop drive.	17 Use a screen lock timeout (5 minutes or less).	18 Secure your printer/copier credentials.
19 Remove unused admin accounts.	20 Use Endpoint Detection & Response where possible.	21 Uninstall unused apps.	22 Test your backups (restore a file).	23 Keep 3 copies of your data (3-2-1 rule).	24 Store one backup offsite or in the cloud.	25 Back up mobile devices, not just desktops.
26 Schedule automatic backups weekly.	27 Document your disaster recovery plan.	28 Verify backups are encrypted.	29 Identify your critical systems.	30 Review access permissions.	31 Celebrate Cybersecurity Awareness Month with your team 🎉	


 Lock It Down 
(Passwords & MFA)

 Don't Take the Bait 
(Phishing & Email Safety)

 Every Device is a Door 
(Endpoint Security)

 Back It Up 
(Data Backup & Continuity)

Checklists are a good start, but only part of the puzzle. CBS helps businesses turn checklists into real protection — year-round.

 Schedule A Free Cybersecurity Consultation → cbsedge.com/resources/assessment