

# GAR**EX**

# PERFORMANCE MADE SIMPLE



Shaker XL

## RESIDENTIAL | GARAGE DOORS DESIGNED HERE FOR CANADIAN WEATHER

WELL DESIGNED  
EASY TO CUSTOMIZE  
QUICK TO INSTALL



# A Door for Every Style!

## Thicknesses and Insulations

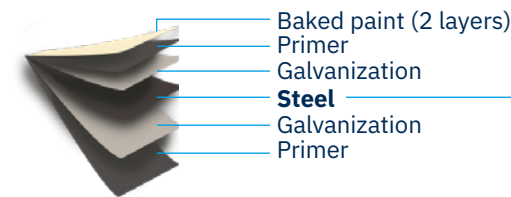


**1 3/4 Door (R-16 Insulation):** The most popular, perfectly designed for Canadian winters.

**1 3/8 Door (R-12 Insulation):** A more economical option, suitable for garages requiring less insulation.

**1 3/4 Door Full View (Panoramic):** Full glazed.

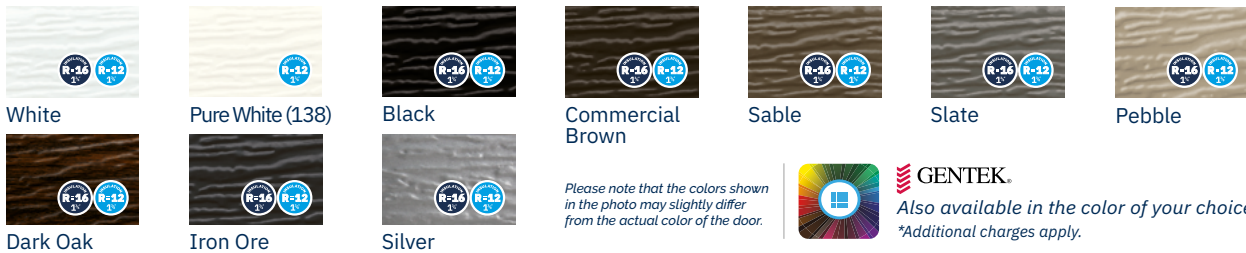
## Coatings



**Galvanized Steel (26 ga):** a durable and strong steel.

**Galvanized Steel (20 ga):** a thicker, sturdier steel.

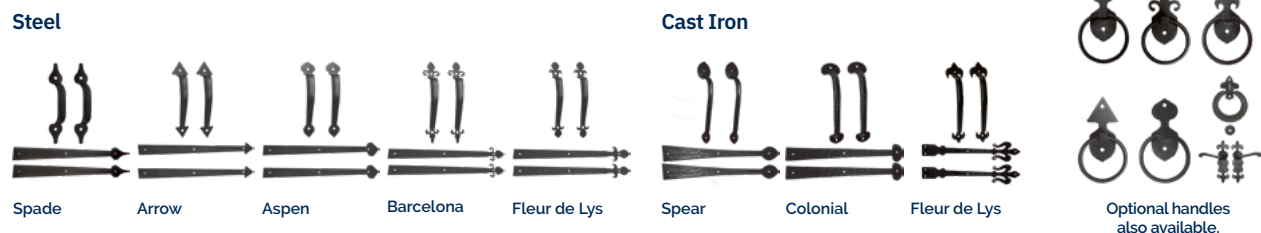
## Colors



## Choice of Styles



## Decorative Hardware



Available on all embossed models.

# Discover Your Style



Shaker

## MODERN

Sleek and modern, our garage doors blend seamlessly with the clean lines of contemporary homes. Our modern garage doors are designed to complement today's architectural styles with elegance and simplicity.

See pages 4 to 13.

## TRADITIONAL

Our traditional garage doors feature a timeless and harmonious design, perfect for homeowners looking for a classic, everlasting style.

See pages 14 to 19.



Premium Select XL

## CARRIAGE HOUSE

Our carriage-style garage doors bring a warm, authentic touch to your home, ideal for farmhouse and heritage-inspired designs.

See pages 20 to 27.



Compact Villeray (37)

## FULL VIEW (PANORAMIC)

Our full view doors turn light into an architectural feature. They're ideal for spaces that seek to combine modern aesthetics with maximum brightness.

See pages 28-29.



Full View



SLEEK & MODERN

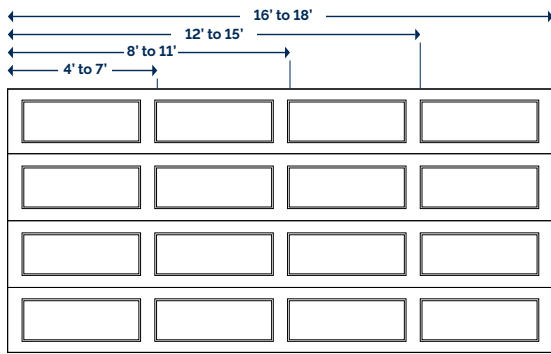
Shaker



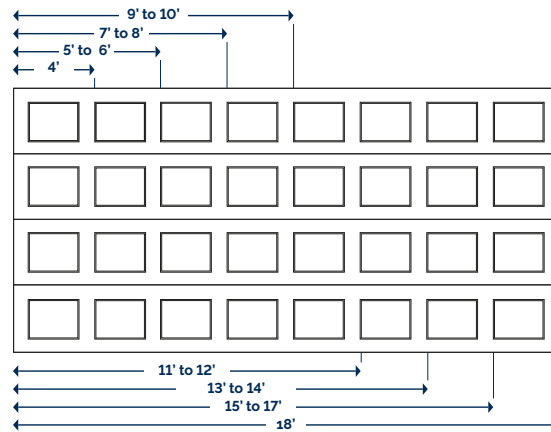
# Shaker Series

Discover our *Shaker Series*. The **Shaker XL** and **Shaker** models stand out with their recessed embossing, offering a modern and refined style. No matter your choice, this series will undoubtedly enhance the charm of your home while placing you at the forefront of current residential trends.

# Available Configurations



Shaker XL



Shaker




# Discover Your Style



Shaker XL

# Color Chart

## Galvanized Steel



Please note that the colors shown in the photo may slightly differ from the actual color of the door.



**GENTEK**

Available in the color of your choice.

*\*Additional charges apply.*

# Technical Information

Panel Height	18, 21 and 24 inches (46, 53 and 61 cm)
Door Thickness	1 3/4" (44,45 mm) / RSI 2,81 (R-16)
Windows	20 x 14, 41 x 13, or custom sizes* <i>*(Minimum height of 8 inches and a maximum width of 72 inches).</i>
Metal Thickness	26 ga Galvanized Steel
Insulation	High-density polyurethane meeting the highest environmental standards.
End Blocks	Made of 100% recycled materials - A Garex exclusivity.
Coating	Baked Polyester (2 layers)
Texture	Woodgrain

*Additional widths available, based on our production capacity.*



WIDE GROOVES

Grooved (GX)

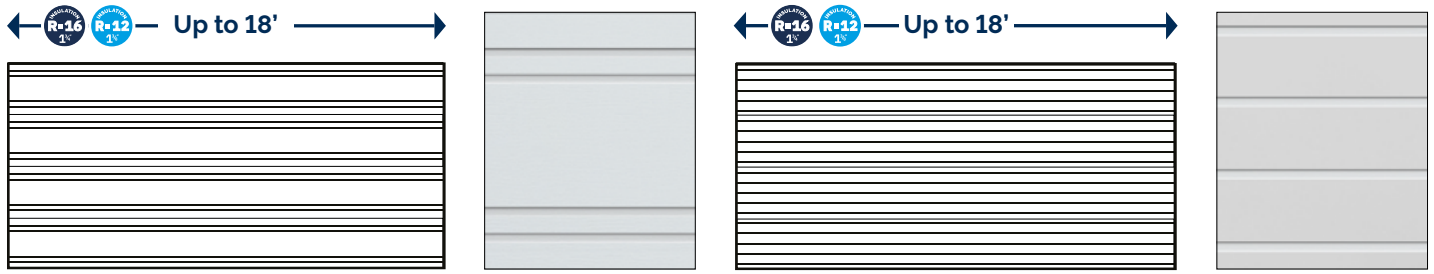


# Grooved Series

---

Discover the **Grooved Series**, where sleek design meets modernity. Its wide grooves create a refined linear effect, adding a minimalist and elegant touch to your facade. A perfect choice for those who appreciate a clean and contemporary style.

# Available Configurations



Grooved (GX)

Multi-Groove (MG)


# Discover Your Style



Grooved (GX)

# Color Chart

## Galvanized Steel



Please note that the colors shown in the photo may slightly differ from the actual color of the door.



**GENTEK**

Available in the color of your choice.

\*Additional charges apply.

# Technical Information

Panel Height	18", 21 and 24 inches (46, 53 and 61 cm)
Door Thickness	1 3/8" (34,93 mm) / RSI 2,11 (R-12) 1 3/4" (44,45 mm) / RSI 2,81 (R-16)
Windows	20 x 14, 25 x 13, 41 x 13, or custom sizes* *(Minimum height of 8 inches and a maximum width of 72 inches).
Metal Thickness	26 ga Galvanized Steel
Insulation	High-density polyurethane meeting the highest environmental standards.
End Blocks	Made of 100% recycled materials - A Garex exclusivity.
Coating	Baked Polyester (2 layers)
Texture	Woodgrain

\*Panel height of 18" available only for the Grooved (GX) model.

Additional widths available for 1 3/4" (R-16) doors, based on our production capacity.



FINE GROOVED

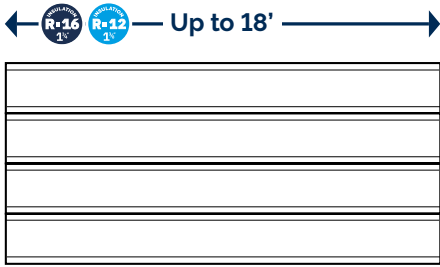
Urban





# Urban Series

Dive into contemporary elegance with our **Urban Series**. Its subtle embossing with fine lines perfectly embodies modern design, bringing style and sophistication to your facade. Give your home a touch of refinement that will stand the test of time with confidence.

# Available Configurations



Urban



Urban MR




# Discover Your Style



Urban MR

# Color Chart

## Galvanized Steel



Please note that the colors shown in the photo may slightly differ from the actual color of the door.



**GENTEK**

Available in the color of your choice.

\*Additional charges apply.

# Technical Information


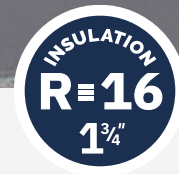
Panel Height	18, 21 and 24 inches (45, 53 and 61 cm)
Door Thickness	1 3/8" (34,93 mm) / RSI 2,11 (R-12) 1 3/4" (44,45 mm) / RSI 2,81 (R-16)
Windows	20 x 14, 25 x 13, 41 x 13, or custom sizes* *(Minimum height of 8 inches and a maximum width of 72 inches).
Metal Thickness	26 ga Galvanized Steel
Insulation	High-density polyurethane meeting the highest environmental standards.
End Blocks	Made of 100% recycled materials - A Garex exclusivity.
Coating	Baked Polyester (2 layers)
Texture	Woodgrain

Additional widths available for 1 3/4" (R-16) doors, based on our production capacity.



SIMPLE & WARM

# Woodgrain



Discover our **Woodgrain** model. With a finish that captures the authenticity of wood, it provides a modern, seamless look that will appeal to design enthusiasts. Its unique pattern minimizes the perception of repetition, creating a natural and sophisticated effect, making it one of the most admired.

# Available Configurations

← **R-16** 1" **R-12** 1" — Up to 18' —→




# Discover Your Style



# Color Chart

## Galvanized Steel



Please note that the colors shown in the photo may slightly differ from the actual color of the door.



**GENTEK**

Available in the color of your choice.

\*Additional charges apply.

# Technical Information

Panel Height	18, 21 and 24 inches (45, 53 and 61 cm)
Door Thickness	1 3/8" (34,93 mm) / RSI 2,11 (R-12) 1 3/4" (44,45 mm) / RSI 2,81 (R-16)
Windows	20 x 14, 25 x 13, 41 x 13, or custom sizes* *(Minimum height of 8 inches and a maximum width of 72 inches).
Metal Thickness	26 ga Galvanized Steel
Insulation	High-density polyurethane meeting the highest environmental standards.
End Blocks	Made of 100% recycled materials - A Garex exclusivity.
Coating	Baked Polyester (2 layers)
Texture	Woodgrain

Additional widths available for 1 3/4" (R-16) doors, based on our production capacity.



SMOOTH & ELEGANT



# Quantum

---

Discover the **Quantum** model: the only door in our residential range to feature a completely smooth texture. Its sleek, groove-free design blends minimalism and elegance. Made from thicker, more durable 20 ga steel, it's perfect for those seeking a contemporary aesthetic with an industrial touch.

# NEW COLOR NEW PROTECTION PROTEX BLACK


*High-end looking paint offering enhanced durability.*

## Discover Your Style




## Color Chart

### Galvanized Steel (20 ga)



White



Protex Black (NEW)

*Please note that the colors shown in the photo may slightly differ from the actual color of the door.*



**GENTEK®**

*Available in the color of your choice.*

*\*Additional charges apply.*

## Technical Information

Panel Height	18, 21 and 24 inches (46, 53 and 61 cm)
Panel Width	Up to 18 feet (5,48 m)*
Door Thickness	1 3/4" (44,45 mm) / RSI 2,81 (R-16)
Windows	20 x 14, 25 x 13, 41 x 13, or custom sizes* <i>*(Minimum height of 8 inches and a maximum width of 72 inches).</i>
Metal Thickness	20 ga Galvanized Steel
Insulation	High-density polyurethane meeting the highest environmental standards.
End Blocks	Made of 100% recycled materials - A Garex exclusivity.
Coating	Granulated Baked Polyester (2 layers)
Texture	Smooth

*\*Please note that the maximum width for a custom color door for this model is 16 feet.*



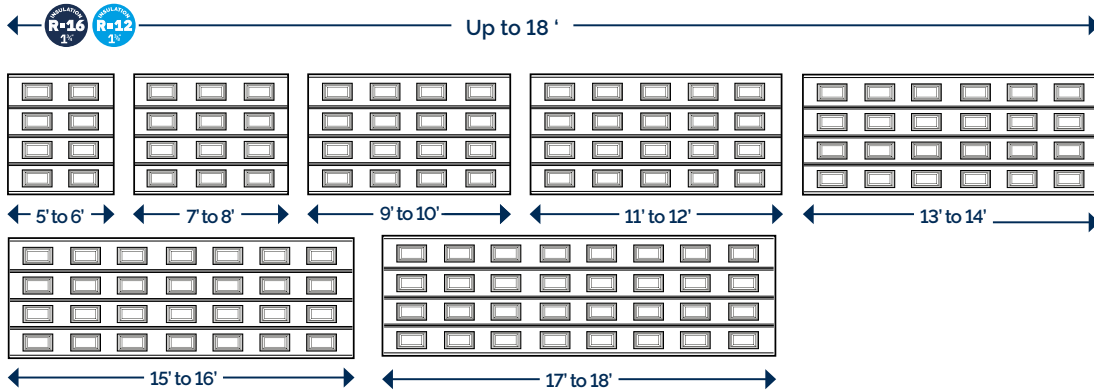
TIMELESS ELEGANCE



# Classic

Discover our **Classic** model. Its refined embossing and delicate grooves give it an elegance that suits all architectural styles. It's the perfect choice for those seeking a timeless, traditional look.

# Available Configurations




# Discover Your Style



# Color Chart

## Galvanized Steel



Please note that the colors shown in the photo may slightly differ from the actual color of the door.



**GENTEK**

Available in the color of your choice.

\*Additional charges apply.

# Technical Information


Panel Height	18, 21 and 24 inches (46, 53 and 61 cm)
Door Thickness	1 3/8" (34,93 mm) / RSI 2,11 (R-12) 1 3/4" (44,45 mm) / RSI 2,81 (R-16)
Windows	20 x 14 or custom sizes* *(Minimum height of 8 inches and a maximum width of 72 inches).
Metal Thickness	26 ga Galvanized Steel
Insulation	High-density polyurethane meeting the highest environmental standards.
End Blocks	Made of 100% recycled materials - A Garex exclusivity.
Coating	Baked Polyester (2 layers)
Texture	Woodgrain

Additional widths available for 1 3/4" (R-16) doors, based on our production capacity.



TRADITIONAL LOOK

Premium Select XL



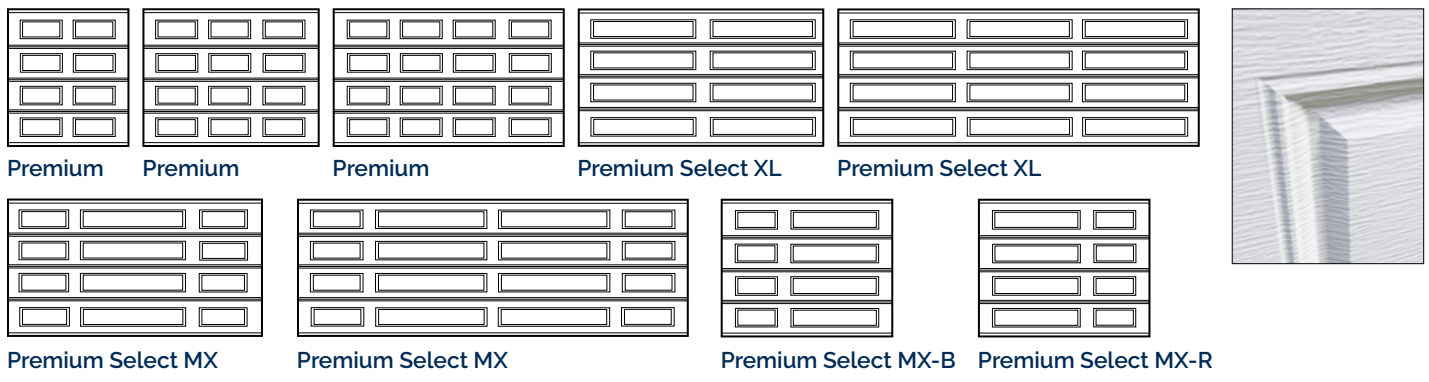
# Premium Series

---


Discover our **Premium Series**. Renowned for its versatility, it integrates beautifully with all architectural styles. Offering a wide range of options, it brings together charm and elegance to elevate the look and personality of your home. Among its standout models, the **Premium Select XL** is the top choice for those seeking the perfect balance between tradition and modernity.

# Available Configurations


← **R-16** 1" → Up to 18' →



# Discover Your Style



# Color Chart



Please note that the colors shown in the photo may slightly differ from the actual color of the door.

**GENTEK**  
Available in the color of your choice.  
*\*Additional charges apply.*

# Technical Information

Panel Height	18, 21 and 24 inches (46, 53 and 61 cm)
Door Thickness	1 3/4" (44,45 mm) / RSI 2,81 (R-16)
Windows	20 x 14, 25 x 13, 41 x 13, or custom sizes* <i>*(Minimum height of 8 inches and a maximum width of 72 inches).</i>
Metal Thickness	26 ga Galvanized Steel
Insulation	High-density polyurethane meeting the highest environmental standards.
End Blocks	Made of 100% recycled materials - A Garex exclusivity.
Coating	Baked Polyester (2 layers)
Texture	Woodgrain

*Additional widths based on our production capacity.*



TIMELESS APPEAL

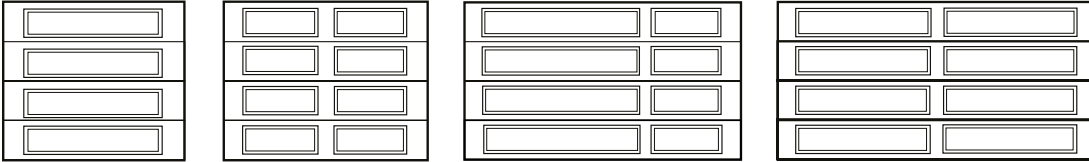
# Heritage



Discover our **Heritage** door model. This model features customizable moulding, specially designed to add a unique architectural touch to your property. It embodies elegance, making it the ideal choice for those looking for a stylish garage door with a classic, timeless appeal.

# Available Configurations

← **R-16** 1" → Up to 18' →




The maximum size of the applied moulding is 6' wide.

# Discover Your Style



## Color Chart

### Galvanized Steel



Please note that the colors shown in the photo may slightly differ from the actual color of the door.



**GENTEK**

Available in the color of your choice.

\*Additional charges apply.

## Technical Information

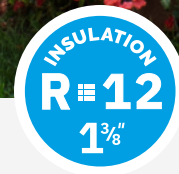
Panel Height	18, 21 and 24 inches (46, 53 and 61 cm)
Door Thickness	1 3/4" (44,45 mm) / RSI 2,81 (R-16)
Metal Thickness	26 ga Galvanized Steel
Insulation	High-density polyurethane meeting the highest environmental standards.
Windows	Custom sizes* *(Minimum height of 8 inches and a maximum width of 72 inches).
End Blocks	Made of 100% recycled materials - A Garex exclusivity.
Coating	Baked Polyester (2 layers)
Texture	Woodgrain

Additional widths available based on our production capacity.



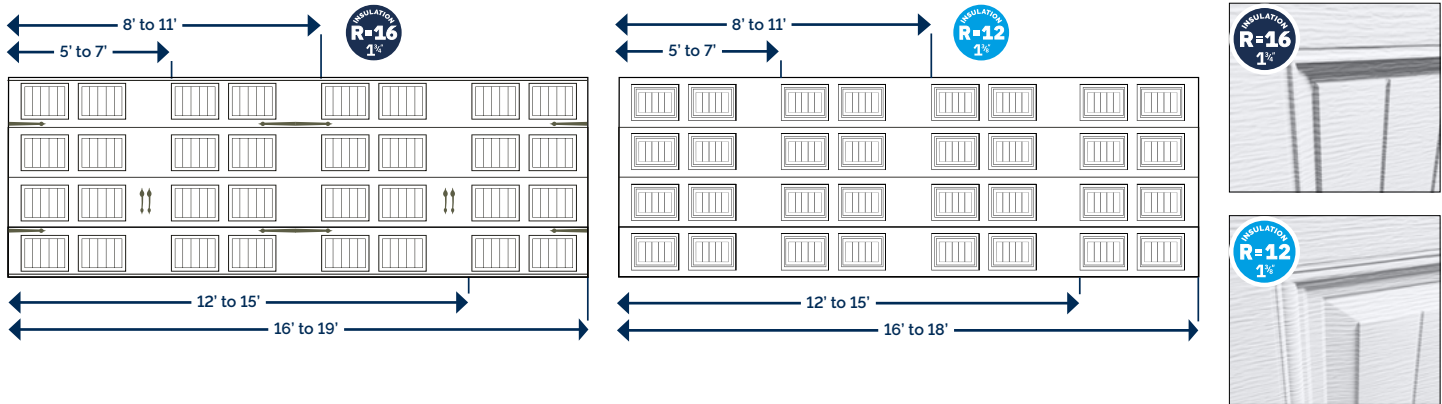
RUSTIC & AUTHENTIC LOOK

# New Hampshire




Discover the **New Hampshire** model. Featuring vertical lines and thoughtfully spaced embossing, it allows for the addition of double glazing, bringing extra light and style to your space. Let yourself be captivated by its unique and warm character, which will undoubtedly add a rustic and authentic touch to your home.

# Available Configurations




# Discover Your Style



# Color Chart

## Galvanized Steel



Please note that the colors shown in the photo may slightly differ from the actual color of the door.



**GENTEK**

Available in the color of your choice.

\*Additional charges apply.

# Technical Information

Panel Height	18, 21 and 24 inches (46, 53 and 61 cm)
Door Thickness	1 3/8" (34,93 mm) / RSI 2,11 (R-12) 1 3/4" (44,45 mm) / RSI 2,81 (R-16)
Windows	41 x 13, or custom sizes* *(Minimum height of 8 inches and a maximum width of 72 inches).
Metal Thickness	26 ga Galvanized Steel
Insulation	High-density polyurethane meeting the highest environmental standards.
End Blocks	Made of 100% recycled materials - A Garex exclusivity.
Coating	Baked Polyester (2 layers)
Texture	Woodgrain

Additional widths available for 1 3/4" (R-16) doors, based on our production capacity.



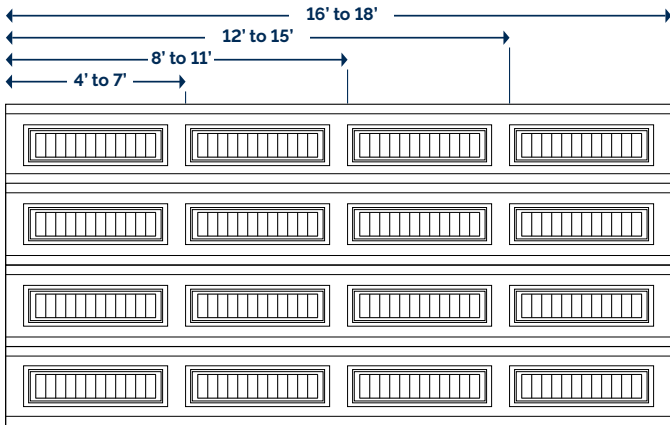
COUNTRY CHIC STYLE



# New Hampshire XL

Discover our **New Hampshire XL** model. With its 11 distinctive vertical lines, this garage door combines rustic elegance with a touch of refinement. Its unique design adds warmth and authenticity to your home's exterior, perfect for those looking for a style that is both rustic and chic.

## Available Configurations




## Discover Your Style



## Color Chart

### Galvanized Steel



Please note that the colors shown in the photo may slightly differ from the actual color of the door.



**GENTEK**

Available in the color of your choice.

\*Additional charges apply.

## Technical Information


Panel Height	18, 21 and 24 inches (46, 53 and 61 cm)
Door Thickness	1 3/4" (44,45 mm) / RSI 2,81 (R-16)
Windows	41x13 or custom sizes* *(Minimum height of 8 inches and a maximum width of 72 inches).
Metal Thickness	26 ga Galvanized Steel
Insulation	High-density polyurethane meeting the highest environmental standards.
End Blocks	Made of 100% recycled materials - A Garex exclusivity.
Coating	Baked Polyester (2 layers)
Texture	Woodgrain

Additional widths available based on our production capacity.



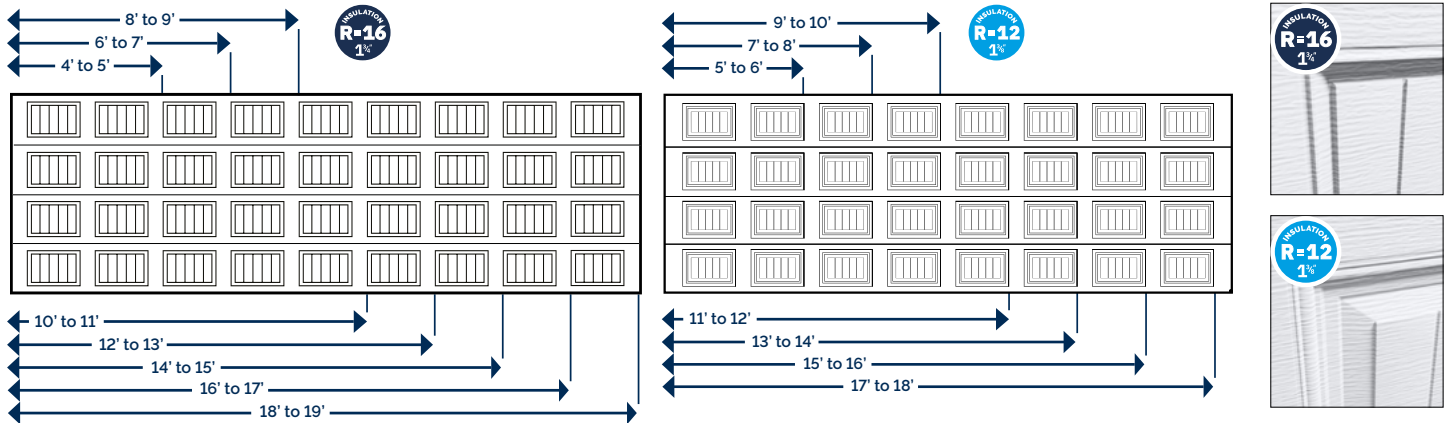
DISTINCTIVE CHARM

# Vermont



Discover our **Vermont** model. Inspired by the charm of *New Hampshire*, it features an elegant and regular embossing pattern, ideal for single windows. Its clean and symmetrical design will undoubtedly add a distinctive touch to your home.

# Available Configurations




# Discover Your Style



# Color Chart

## Galvanized Steel



Please note that the colors shown in the photo may slightly differ from the actual color of the door.



# Technical Information

Panel Height	18, 21 and 24 inches (46, 53 and 61 cm)
Door Thickness	1 3/8" (34,93 mm) / RSI 2,11 (R-12) 1 3/4" (44,45 mm) / RSI 2,81 (R-16)
Windows	20x14 or custom sizes* *(Minimum height of 8 inches and a maximum width of 72 inches).
Metal Thickness	26 ga Galvanized Steel
Insulation	High-density polyurethane meeting the highest environmental standards.
End Blocks	Made of 100% recycled materials - A Garex exclusivity.
Coating	Baked Polyester (2 layers)
Texture	Woodgrain

Additional widths available for 1 3/4" (R-16) doors, based on our production capacity.



DECORATIVE OVERLAYS

Codefroy (33)



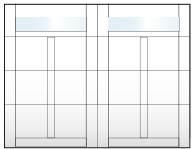
# Overlays Series

---

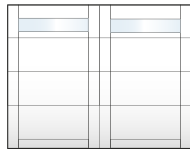
Discover our **Overlays Series**. With its multitude of decorative board options, these doors will undoubtedly bring a rustic touch to your home. With the option to customize the color of the boards, you can unleash your imagination or simply go with a color match for a more elegant and warm style. Whatever your choice, we have the perfect option for you.

# Available Configurations

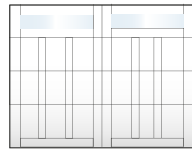
← **R-16** 1" ————— Up to 18' ————— →



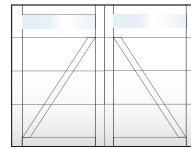
Tilly (30)



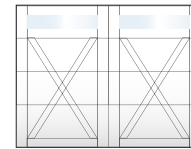
Port-Royal (31)



Montarville (32)



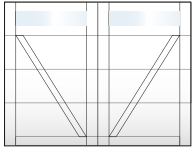
Godefroy (33)



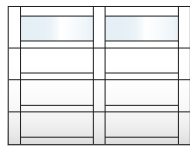
Lotbiniere (34)



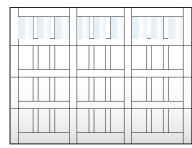
Possibility of having a different color for the door and the planks.



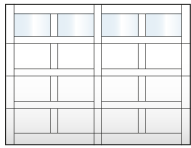
Mitis (35)



Extended Villeray (36)



Compact Villeray (37)



Uniform Villeray (38)


## Discover Your Style



Extended Villeray (36)

## Color Chart

### Galvanized Steel



Please note that the colors shown in the photo may slightly differ from the actual color of the door.



**GENTEK**

Available in the color of your choice.

\*Additional charges apply.

## Technical Information

Panel Height	18, 21 and 24 inches (46, 53 and 61 cm)
Board Width	3 1/2" and 5 1/2" (8,89 cm and 13,97 cm)
Door Thickness	1 3/4" (44,45 mm) / RSI 2,81 (R-16)
Windows	Custom sizes *(Minimum height of 8 inches and a maximum width of 72 inches).
Metal Thickness	26 ga Galvanized Steel
Insulation	High-density polyurethane meeting the highest environmental standards.
End Blocks	Made of 100% recycled materials - A Garex exclusivity.
Coating	Baked Polyester (2 layers)
Texture	Woodgrain

Additional widths available based on our production capacity. Our Lotbiniere (34) configuration is limited to a maximum of 4 panels.



**BRIGHT & ELEGANT**

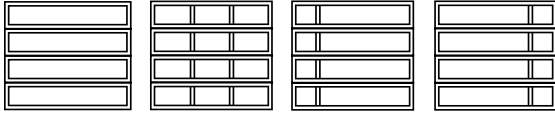
## **Full View (Panoramic)**

---

Discover our **Full View (Panoramic)** door. With its fully glazed surface, it fills your space with natural light, creating a sleek and modern look. Perfect for those seeking a refined style, it adds a unique touch to your facade.

## Available Configurations

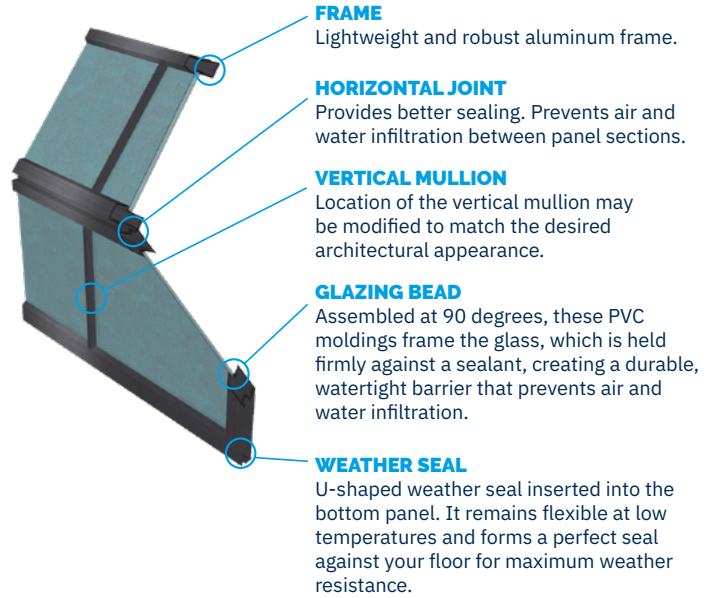
### 8' Door



### 9' to 12' 2" Door



### 12' 3" to 18' Door




## Discover Your Style



## Available Options

### KICK-PROOF PANEL




### GLASS SELECTION

Clear



Opaque satin



Dark tinted




Different glass and polycarbonate options are available on page 31.

## Color Chart


### Aluminum



White



Black



Clear Anodized

Since anodizing is not an exact science, variations in shade may occur.

Please note that the colors shown may slightly differ from the actual color of the door.



**GENTEK**

Available in the color of your choice.

\*Additional charges apply.


## Technical Information

Panel Height	Nominal values: 18, 21 and 24 inches (46, 53 and 61 cm)
Door Thickness	1 3/4" (44,45 mm)
Metal Thickness	Aluminum 6063 T5
Thermos Thickness	0,71" (18,5 mm)
Mullion Width	1,6" (40,63 mm)
Paint	Duracon LG black (K90212) or white (K1285) Clear anodize
Texture	Smooth

Additional widths available, based on our production capacity.


# WINDOWS TO SUIT YOUR HOME

With its modern and contemporary design, the **NEO** frame is an aesthetically pleasing choice that is both subtle and refined. It will enhance the overall look of your projects while seamlessly blending with a variety of architectural styles.



Available in our standard colors or custom colors. Please note that the colors shown may slightly differ from the actual color of the door.

## Custom Format (Urban Frame)



### Dreaming of a Project Unique to You?

With our urban frame, unleash your creativity with fully customized window dimensions (while maintaining a minimum height of 8 inches and a maximum width of 72 inches).


The frame is a PVC extrusion assembly. Available in our standard colors or custom colors (additional fees apply).

## Available Grids



We offer a wide range of configurations, such as arched, sunburst, and many other variations within the Head, Standard, and Diamond designs.

For further customization, several muntin bar styles are available: Georgian, rectangular, or tubular, in different sizes and finishes (white, brass, or lead).



The illustrations are for reference purposes only and may differ slightly from the actual product.

# TYPE OF GLASS



<sup>1</sup>Available with tempered glass option.

<sup>2</sup>Available for the Full View (Panoramic) door only.

# GLASS SELECTION

3 to 6 MM



Privacy  
0%

CLEAR

3 MM



Privacy  
20%

GRAY

3 MM



Privacy  
20%

BRONZE

3 MM



Privacy  
80%

PIN HEAD


3 to 6 MM



Privacy  
80%

OPAQUE SATIN

3 to 4 MM



Privacy  
80%

BLACK SATIN

4 MM



Privacy  
40%

DARK TINTED

5 MM



Privacy  
60%

GLUE CHIP

6 MM



Privacy  
40%

GRAY

6 MM



Privacy  
40%

BRONZE

6 MM




Privacy  
80%

SUPERGRAY

(Available with tempered glass option only).

6 MM



Privacy  
90%


MIRROPANE GRAY

(Mirror)

Photos may differ slightly from actual glass tints. Several other glass options available. Please note that single pain glass is only available in 4 mm.

# WEATHER SEALS

## PVC




This all-PVC weather seal features a rigid base combined with an arctic-grade flexible double blade, providing reliable protection against Canadian winters. It ensures a seamless finish with your garage door while staying flexible even in freezing temperatures.

Available in white, black, commercial brown, slate, pebble, sand, or in custom colors.



## HYBRID



This hybrid weather seal features a durable rigid PVC base and an arctic-grade flexible double blade, reinforced with a matching aluminum cover. This smart combination offers superior resistance to heat-related warping, while adding a touch of elegance and a premium finish that blends seamlessly into your project.

Available in white, black, commercial brown, slate, iron ore, or in custom colors.



# OPERATORS

No matter your project, we offer a wide range of commercial operators designed to meet your needs. The choice of operators mainly depends on the opening frequency and surface area of the door.

- All our operators are **UL 325 certified** for optimal safety.
- All our operators are covered by the manufacturer's warranty.
- Available in various power levels and voltages, with optional remote control.



# TRACK CONFIGURATION

Whatever the space available, we have the right system for your environment.



STANDARD



SLOPED ROOF



HIGH LIFT



LOW HEADROOM



FULL VERTICAL LIFT

## Designed here for canadian weather

For nearly 35 years, Garex has been designing and manufacturing garage doors using steel sourced from the heart of the country. We prioritize local materials to deliver high-quality products that meet Canada's strictest environmental standards.

With our nearby manufacturing facilities in Quebec, New Brunswick, and Ontario, we maintain full control over every step of production, ensuring consistent quality, shorter lead times, and reliable delivery. Every Garex door is built to withstand our harsh winters, providing optimal insulation and dependable protection season after season.



# DOOR COMPONENTS



## PERFECT SEALING

Prevents water and air infiltration between panel sections with joint seals, reducing thermal break and preventing heat transfer between the inside and outside of your garage.

## QUALITY HARDWARE

The hardware is determined by the door's dimensions, clearance, and weight.

## INSULATED HEAVY-DUTY PANEL

High density polyurethane core, meeting Canada's strictest environmental standards.

## COMPOSITE END BLOCKS

A Garex exclusivity made from 100% recycled materials. It **ensures corrosion and moisture resistance while offering a true thermal break.**

## WATERTIGHT WEATHER SEAL

Arctic-grade, TPE ultra-durable U-shaped weather seal inserted into the bottom panel. It remains flexible at low temperatures and forms a perfect seal against your floor for maximum weather resistance.

A GAREX  
EXCLUSIVE

## Recognized by the Industry

As soon as they were introduced to the market in 2015, our end blocks attracted a lot of attention. The *Contech Building* jury, a leading figure in the construction industry, selected our product as one of its top 5 favorites out of the 25 innovations presented. This recognition attests to our commitment to excellence and our determination to offer unmatched quality products. Our composite end blocks are just one of the ways we're committed to providing you with durable, sturdy doors for many years to come.



## Well Designed

The starting point for good design is the choice of materials. Metals are first extracted from Canadian mines, then transformed into coils before being delivered to our factories to be manufactured into panels.

In our two production facilities, we have presses that enable us to create a variety of panel designs from which our customers can make their selection. Each panel is then reinforced, assembled, and sealed using our exclusive Garex composite end blocks. Finally, the panels are injected with polyurethane to ensure optimal insulation and structural rigidity.

## Easy to Customize

Our customers can not only choose the size and color of their garage door, but also customize many other aspects, such as the windows, by choosing window designs patterns, layout and type of glass.

## Quick to Install

To ensure the most efficient installation, each garage door is delivered with premium tracks, custom-designed springs, the necessary installation hardware, and weatherstripping specially adapted to the model you've chosen.



# GAREX

## A GARAGE DOOR FOR EVERY STYLE



Montarville (32)

**GARAGE DOOR MANUFACTURER**  
**PERFORMANCE MADE SIMPLE**

**HEAD OFFICE - FACTORY**  
610, Principale St.  
Val-Alain (QC)  
G0S 3H0

**DISTRIBUTION CENTER**  
10020, Mirabeau St.  
Anjou (QC)  
H1J 1T6

**FACTORY (NB)**  
62, Saint-André Rd.  
Saint-André (NB)  
E3Y 3S9

**FACTORY (ONTARIO)**  
1430 Tessier St.  
Hawkesbury (ON)  
K6A 3W5



**GAREX.COM**

**CONTACT US**  
1 800 748-3317  
info@garex.com



**VISUALIZE YOUR GARAGE DOOR**  
**WITH OUR DESIGN CENTER**



**SCAN ME!**  
WITH THE CAMERA



**FOLLOW US!**