


Washing the Linens


1. Remember that you are handling cloth (corporals and purificators) that may have remains of the Precious Body and Blood on it. Be careful as you carry these linens around that you are careful not to drop any stray particles.
2. Soak the corporals and purificators in a container of cold water - not a sink. Once the Precious Blood and any remaining particles of the Precious Body have dissolved, remove the linens and pour the water in a suitable location outside. Don't pour it down a drain or in a place where people walk.
3. There are many options when it comes to stain removal
 - Spot treat the purificators with a make-up stain remover.
 - Treat the stains with a solution of hydrogen peroxide and dishwashing liquid. The solution must contain both agents in order to cleanse the stain. The stain should immediately disappear.
 - Carbona works very well if you follow the instructions. Put the purificators and corporals in a small soaking cycle in your washer with Carbona red juice and wine remover. Soak overnight.
 - Soak in COLD water (hot will make them set in the material) with salt or vinegar or an effluent tablet or stain remover.
4. Check that all stains have been removed. If not, spot treat again. Put all linens (purificators, corporals, lavabo towels, etc) in a normal HOT wash cycle with a small amount of detergent. Don't add bleach.
5. Lavabo towels can be put in the dryer.
6. Lay other linens out flat and let partially dry. They are then ready for ironing (damp).
7. Iron the linens while they are still damp. Put a small amount of starch on the corporals, none on the other linens. Press the damp linens upside down to raise the embroidery.
8. Check all linens for lint and pet hair before folding.
 - Corporal (square cloth about 18" x 18"): may be starched so that it is stiff and smooth, especially on the upper surface. The corporal is folded in thirds, with the "right side" folded to the inside as follows:
 - Turn the corporal over so that it is right side up.
 - Fold the two sides in by thirds
 - Fold the top down by a third, and the bottom up by a third, so that the back of the cross is visible.
 - Purificator (square cloth, about 12" x 12"):
 - With the purificator wrong side up, fold in thirds, and in thirds again (as for Corporals, but with the front of the cross visible).
 - Lavabo (and Baptismal) Towel (rectangular cloth, about 12" x 18") :
 - With the towel wrong side down, fold in thirds lengthwise.
 - Fold in two. The front of the cross should be visible.

Purificator:


starts as a rectangle,
ends as a rectangle



Step 1
fold bottom 1/3 up




Step 2
fold top 1/3 down




Step 3
fold in half

Corporal:


starts as a square,
ends as a square




Step 1
fold bottom 1/3 up




Step 2
fold top 1/3 down



Step 3
fold right 1/3 in



Step 4
fold left 1/3 in



Top view