

Welcome to



Milton C of E Primary School

Reception Intake 2025/26





Introductions

Mr Clark - Headteacher

Mrs O'Shea - EYFS Teacher

Mr Haycraft - SENDCO and Deputy Head

Mrs Watkins - Assistant Head and KS1 Lead



School Values and Ethos

At our school, we combine a **warm, nurturing** and **inclusive** environment with an **aspirational** and **ambitious** knowledge-rich curriculum.

We strive for **excellence**, holding the **highest expectations** to enable every child to make **accelerated progress** and reach their **full potential**.

Love and
community

Courage and
perseverance

Friendship and
respect

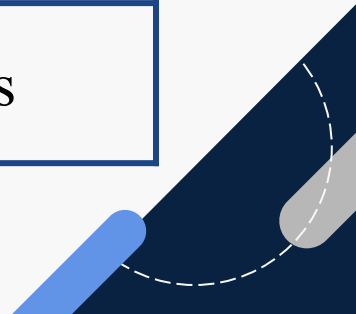
Curiosity and
wisdom






School Structure 2026/27

Reception Class (EYFS)		
1/2 Class		1/2 Class
3/4 Class	3/4 Class	3/4 Class
5/6 Class	5/6 Class	5/6 Class





A typical day in EYFS

Register - go through visual timetable

Session 1 - Sounds-Write Phonics



Busy time



Maths Area



Busy time



Sensory Area



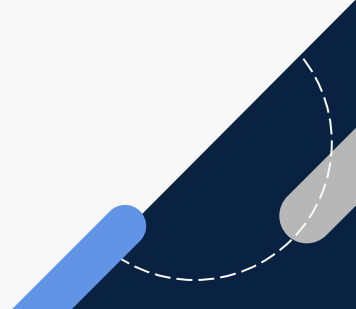
Creative Area



Busy time



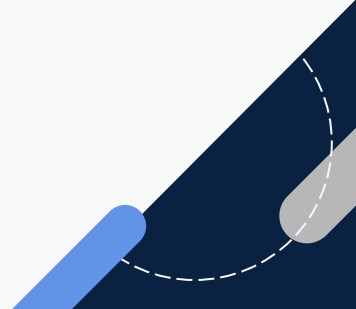
Role Play Area



Busy time



Outdoor Area



Knowledge Rich Curriculum



Our exciting and ambitious knowledge based curriculum is at the heart of our learning, nurturing your child's curiosity through topics such as, All about Me, Space, Stories from the Past, Kings and Queens, Transport and more!



Children's Interests



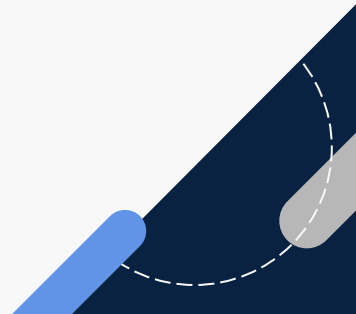
We also follow your child's interest and explore topics that they ask about...
dinosaurs is often a request!



Quality Texts



Quality texts are also explored with an emphasis on the developing oracy and story telling skills.



Playtime



Snack Time



Session 2



Teacher-led learning followed by a group activity

School Meals

- Book meals through MCAS
- Menu – 3 week rolling basis
- Office happy to assist with any queries.
- Cutlery – We encourage the children to use cutlery.
- Special diets/allergy page – please complete online in the admissions pack if this is applicable to your child.
- Please help your child to practise using a knife, fork and spoon when eating.



Lunchtime and Play time



Afternoon Register – go through afternoon visual timetable

Session 3


Teacher led learning time
followed by a group activity
or 'Busy Time'




Storytime... then the Eddy Medal



Pack Information



Am I Ready for School?




Tips for Parents

When your child starts primary school, there are a number of skills they should ideally have mastered. Use this checklist as a guide to help track their progress and build confidence before starting school.

Child's Name: _____


Self-care

- I know how to wash my hands with soap and dry them properly.
- I can wipe my nose.
- I can ask for help if I don't feel well.




Speaking and literacy

- I am interested in reading stories and looking at picture books.
- I am able to talk about myself, my needs and feelings.
- I am practising recognising my name when it's written down.



Getting dressed and undressed on my own

- I can button and unbutton my clothes.
- I can put on my own shoes and socks.
- I can put my coat on and use a zip.
- I can turn clothes the right way round if they are inside out.





Eating

- I can use a knife and fork to cut up my food.
- I can feed myself using my cutlery.
- I can open my packed lunch by myself.
- I am confident opening wrappers and packaging.



Writing skills

- I like tracing over patterns and letters.
- I am practising holding a pencil.
- I can use scissors safely.



Going to the toilet

- I can go to the toilet on my own, wipe myself properly and flush.
- I can wash and dry my hands without any help.



Independence

- I am happy to be away from my mummy, daddy or my main carer.
- I am happy to tidy my belongings and look after my things.
- I am feeling confident about starting school.



Counting skills

- I can count from 1 to 10.
- I enjoy practising counting objects.
- I like saying number rhymes and playing counting games.
- I can recognise some numbers when they are written down.



Listening and understanding

- I am able to sit and listen for a short while.
- I can follow instructions.
- I understand the need to follow the rules.



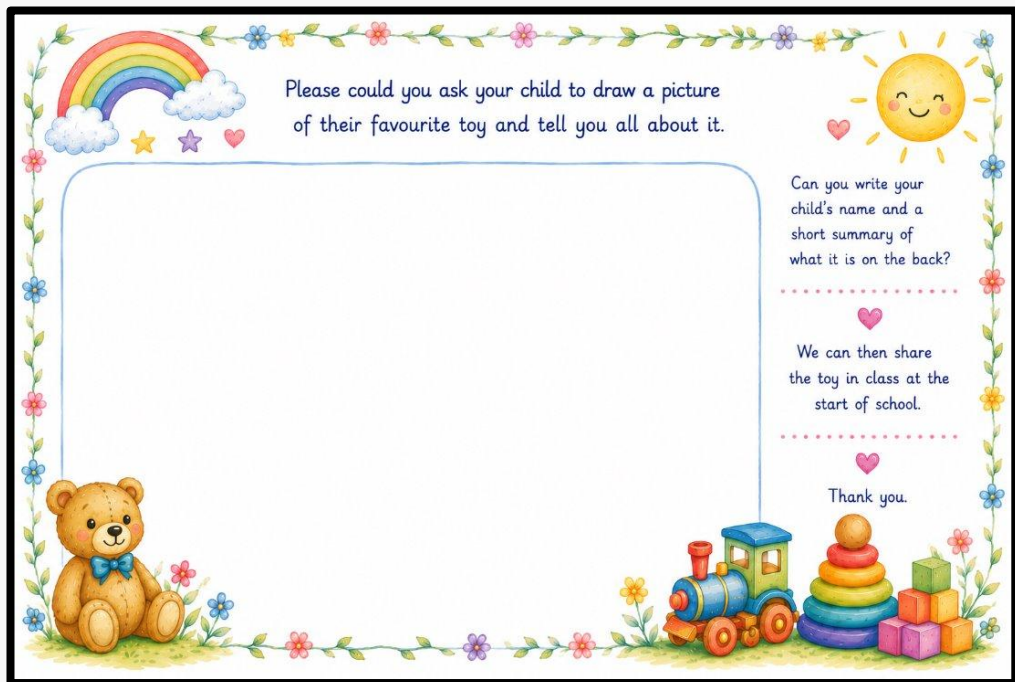
PLEASE COMPLETE THIS CHECKLIST WITH YOUR CHILD AND RETURN A COPY IN SEPTEMBER. This will help us get to know your child and support a happy and confident start to school.



Thank you for your support!



Pack Information



Please could you ask your child to draw a picture of their favourite toy and tell you all about it.

Can you write your child's name and a short summary of what it is on the back?

.....


♥

We can then share the toy in class at the start of school.

.....

♥


Thank you.



Favourite Toy

Starting School at Milton

Please take a few minutes to complete this questionnaire. It will help us get to know your child before they start school and enable us to support a happy and successful transition into Reception.



Child's name: _____

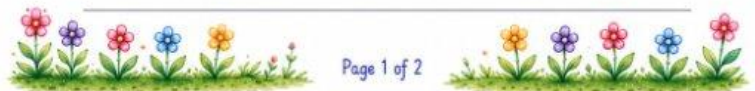
- 1 What are your child's strengths and what are they really good at?

- 2 What are your child's interests?

- 3 Is there anything that your child finds tricky or needs extra support with?

- 4 How does your child like to learn? (e.g. through play, stories, active learning)

- 5 How does your child like to communicate? (e.g. talking, drawing, gestures)




Tapestry Journal

- Secure online learning journal
- Photos and observations of your child's learning experience
- Celebrate successes
- Share a learning skill you may like to support with at home
- Like a post or comment if you wish
- Upload photos or videos from home to support activities such as 'Show and Tell'



TAPESTRY
ONLINE LEARNING JOURNAL



Tapestry Journal

- Tapestry – permission forms to complete online
- Tapestry is not used for notifying school that your child is sick or there is a change in home collection arrangements - please ring the office
- If your child has an upcoming medical appointment, please let the class teacher know via a letter or e-mail the office

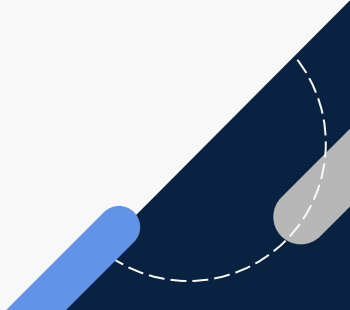




Communication & contact

We publish our **weekly newsletter** on **Tapestry** which outlines the learning in EYFS for the upcoming week.

Wider school information is shared through **ClassDojo** and our **Sway** online newsletter.



Staggered Entry

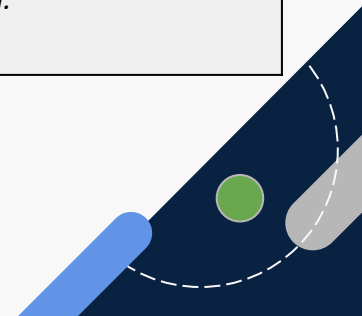


Date	Morning (9:00–12:00)	Lunch Session	Afternoon (1:15–3:15)	Notes
Thurs. 3 rd Sept.	Autumn born only	No children	Spring/Summer born only	
Fri. 4 th Sept.	Spring/Summer born only	No children	Autumn born only	
Mon. 7 th Sept.	Autumn born only	No children	Spring/Summer born only	
Tues. 8 th Sept.	All children	Autumn born	Autumn born only	Collect Spring & Summer born at 12pm
Wed. 9 th Sept.	All children	Autumn and Spring born only	Autumn and Spring born only	Collect Summer born at 12pm
Thurs. 10 th Sept.	All children	All children	All children	All children full day – collect 3.15pm
Fri. 11 th Sept.	All children (9:00–12:00)	No children	No children	<i>Optional short parent phone consultations to discuss school hours if needed.</i>

Autumn born children refers to those born from **01/09/21 - 31/12/21**

Spring born children refers to those born from **01/01/22 – 30/04/22**

Summer born children refers to those born from **01/05/22 - 31/08/22**

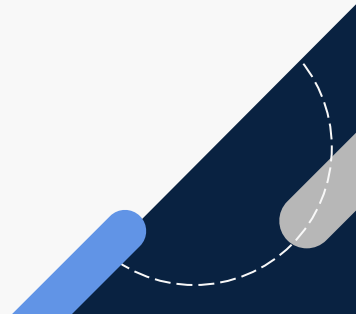


First Day



You will need:

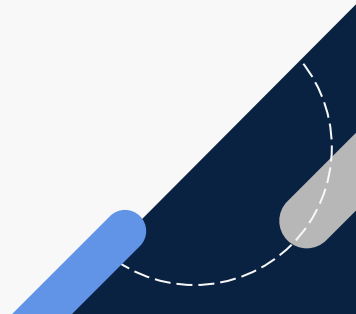
- Named water bottles and a book bag
- Bring child's drawn picture of their favourite toy to share
- Please name all belongings – even sun hats and gloves!
- School bag – change of pants, socks, clothes helpful
- P.E. kit – no plimsolls needed in autumn term
- Daily fruit snack is provided





Special Educational Needs and Disabilities

- SENDCO Role
- Communication
- Speech and Language
- Home - School Collaboration





Any Questions?



See you on Thursday 3rd September!

Autumn children AM

Spring/Summer born children PM

