

Adult Volunteer: Create your FCA Account and Complete a Volunteer Application



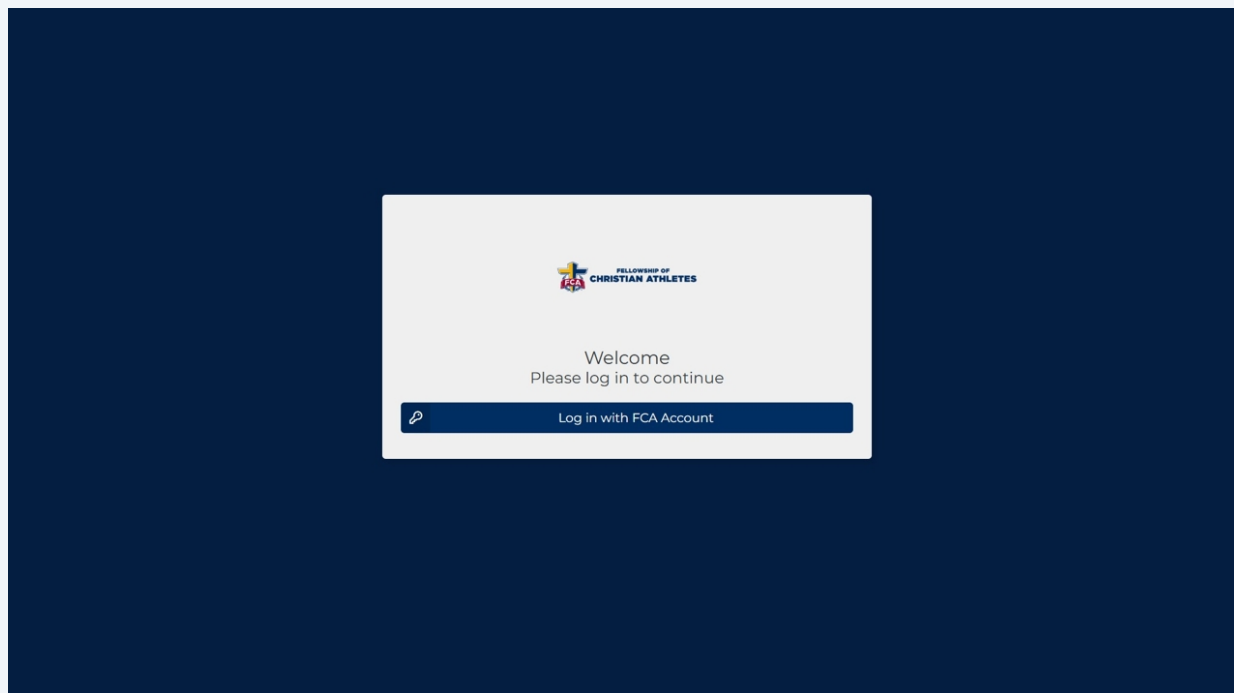
Create your FCA Account



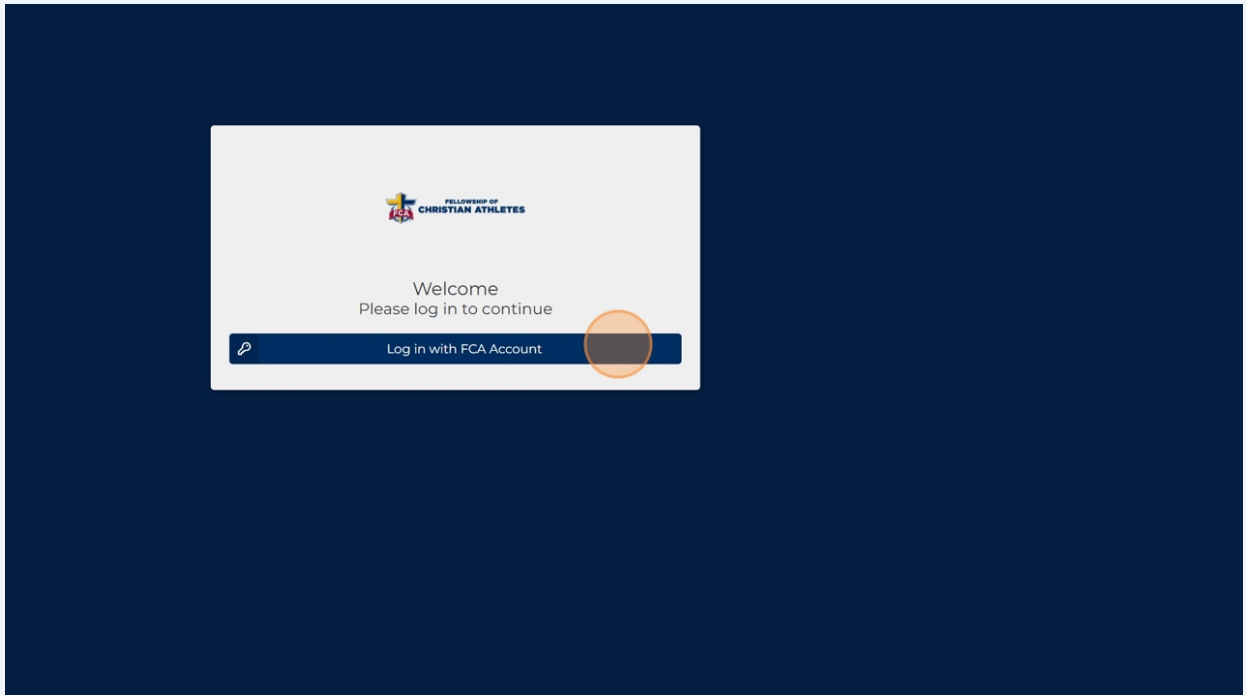
If you have never created an FCA Account, you need to create one to access our volunteer opportunities. If you already have an FCA Account, simply log in and move to the next section of instructions.

If you have previously accessed other FCA systems without using our new account experience, such as FCA University, please use the same email address you have used to access our other systems. This will assist us in merging your accounts!

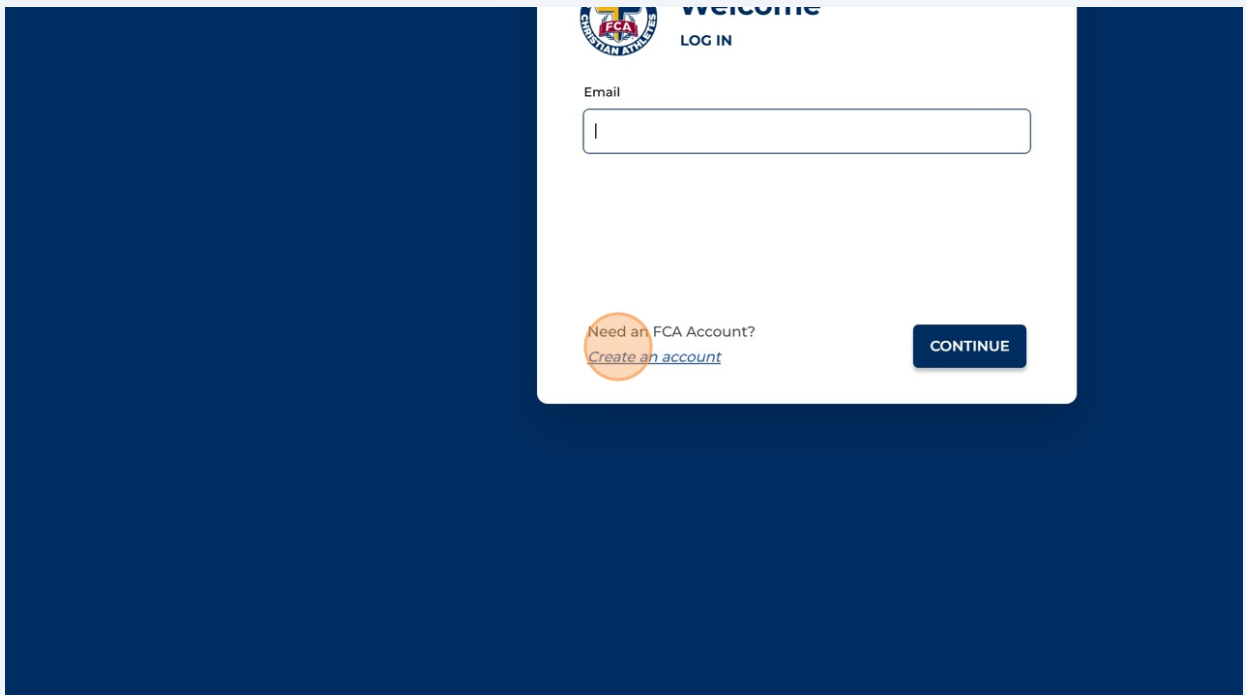
- 1 Navigate to <https://vip.fca.org/>



2 Click "Log in with FCA Account"



3 Click "Create an account"



4

Click the "Email" field and enter the email address you would like to use for your account.

Create Account
CREATE YOUR FCA ACCOUNT

△ Attention FCA University Users [Hide details](#)

If you want to receive credit for previously completed FCA University courses in the new Volunteer Impact Portal, please create your FCA Account using the same email address you used in FCA University.

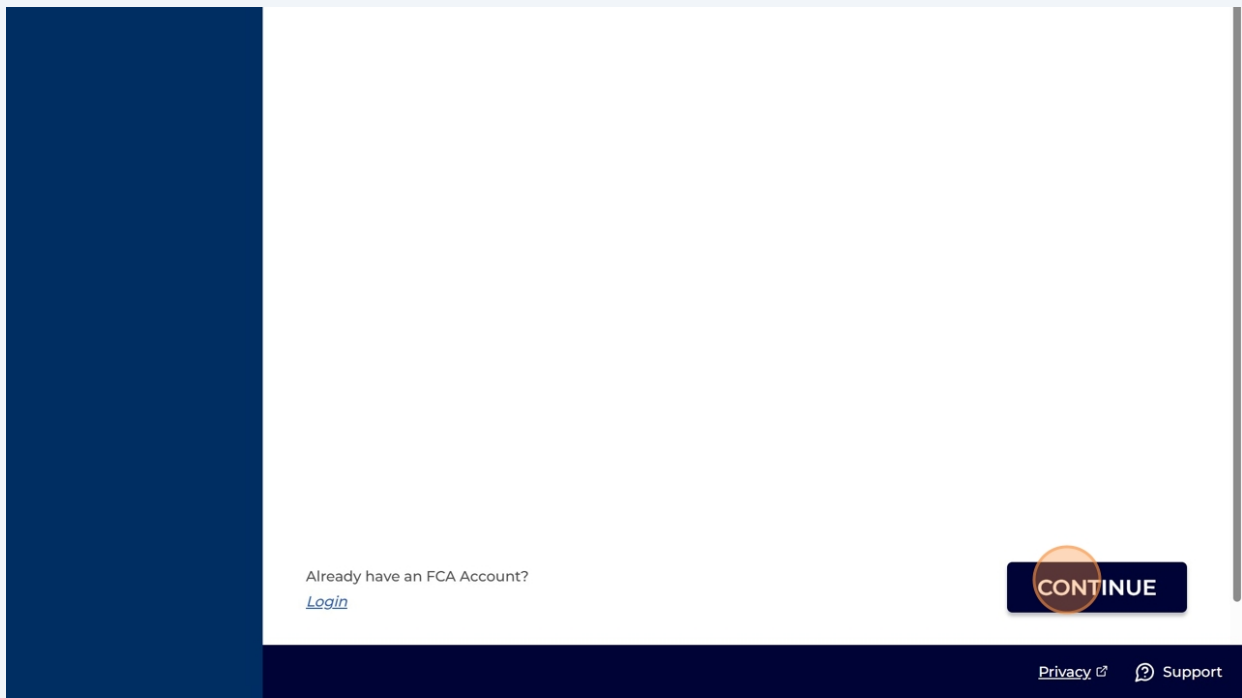
[Learn more](#)

Email (REQUIRED)

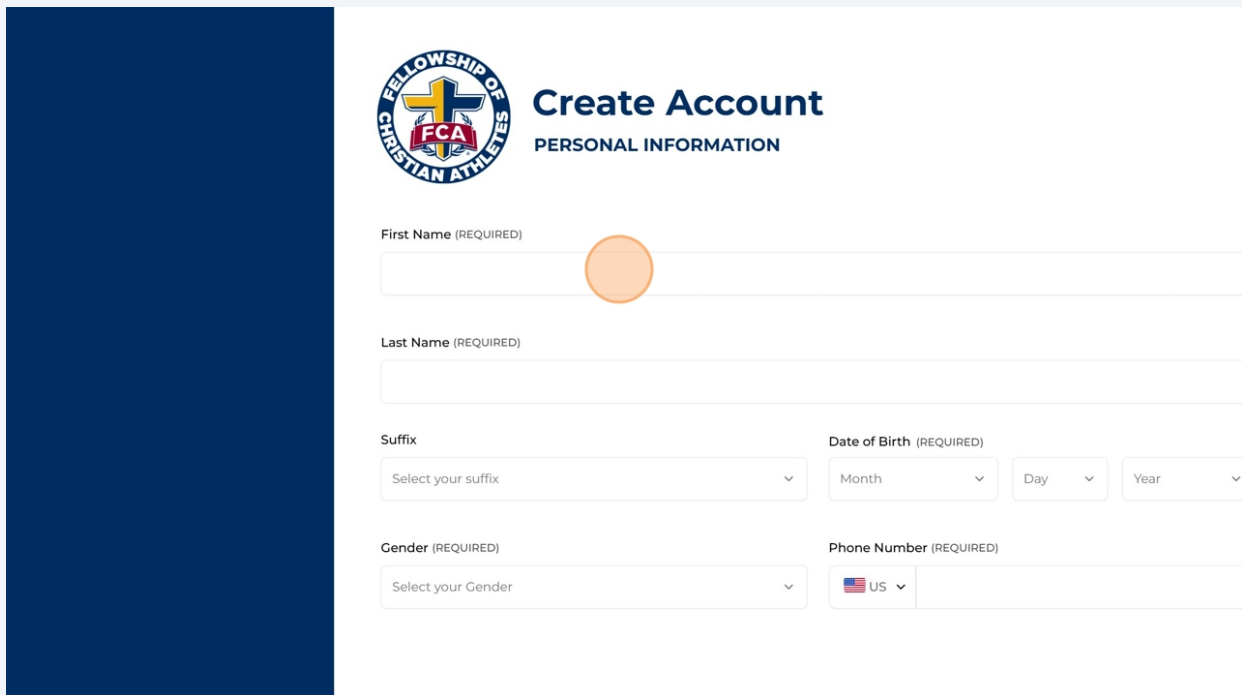


FCA will send you important information about your volunteer role via email, so it's important to use an email you can access easily.

5 Click "CONTINUE"



6 Enter your first name, last name, and suffix



7

Enter your date of birth by selecting the date dropdowns

The screenshot shows a registration form with the following fields: First Name (REQUIRED), Last Name (REQUIRED), Suffix (dropdown), Date of Birth (REQUIRED) with sub-fields for Month, Day, and Year, and Gender (REQUIRED) (dropdown). The 'Date of Birth' dropdown menu is open, showing a list of months from January to November. An orange circle highlights the 'January' option.

8

Select your gender from the dropdown

The screenshot shows a registration form titled 'Create Account PERSONAL INFORMATION' with the Fellowship of Christian Athletes logo. The form includes fields for First Name (REQUIRED), Last Name (REQUIRED), Suffix, Date of Birth (REQUIRED) with sub-fields for Month, Day, and Year, Gender (REQUIRED) (dropdown), and Phone Number (REQUIRED). The 'Gender' dropdown menu is open, showing 'Male' and 'Female' options. An orange circle highlights the 'Female' option. A 'CONTINUE' button is located at the bottom right. At the bottom of the page, there are links for 'Privacy' and 'Support'.

9

Click the "Phone Number" field and enter your phone number

Last Name (REQUIRED)

Suffix

Date of Birth (REQUIRED)

Gender (REQUIRED)

Phone Number (REQUIRED)

10

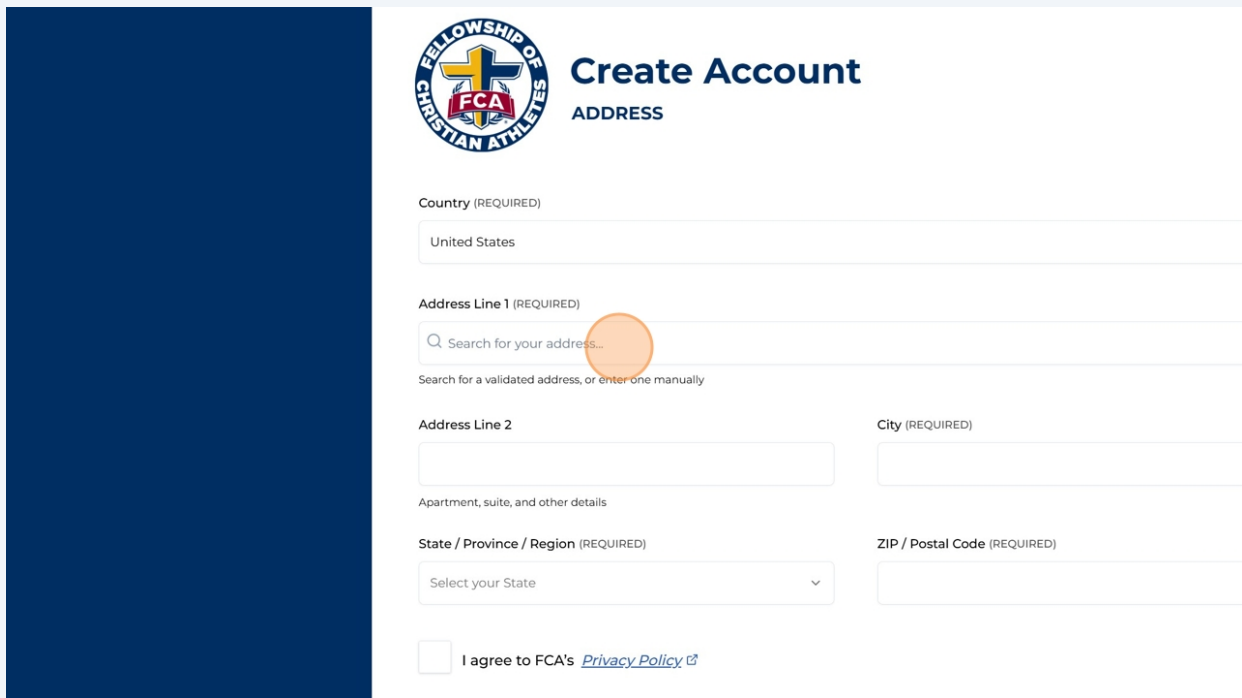
Click "CONTINUE"


CONTINUE

[Privacy](#)

[Support](#)

11 Click the "Address Line 1" field and begin typing in your address



 **Create Account**
ADDRESS

Country (REQUIRED)
United States

Address Line 1 (REQUIRED)
Search for your address...
Search for a validated address, or enter one manually

Address Line 2
City (REQUIRED)

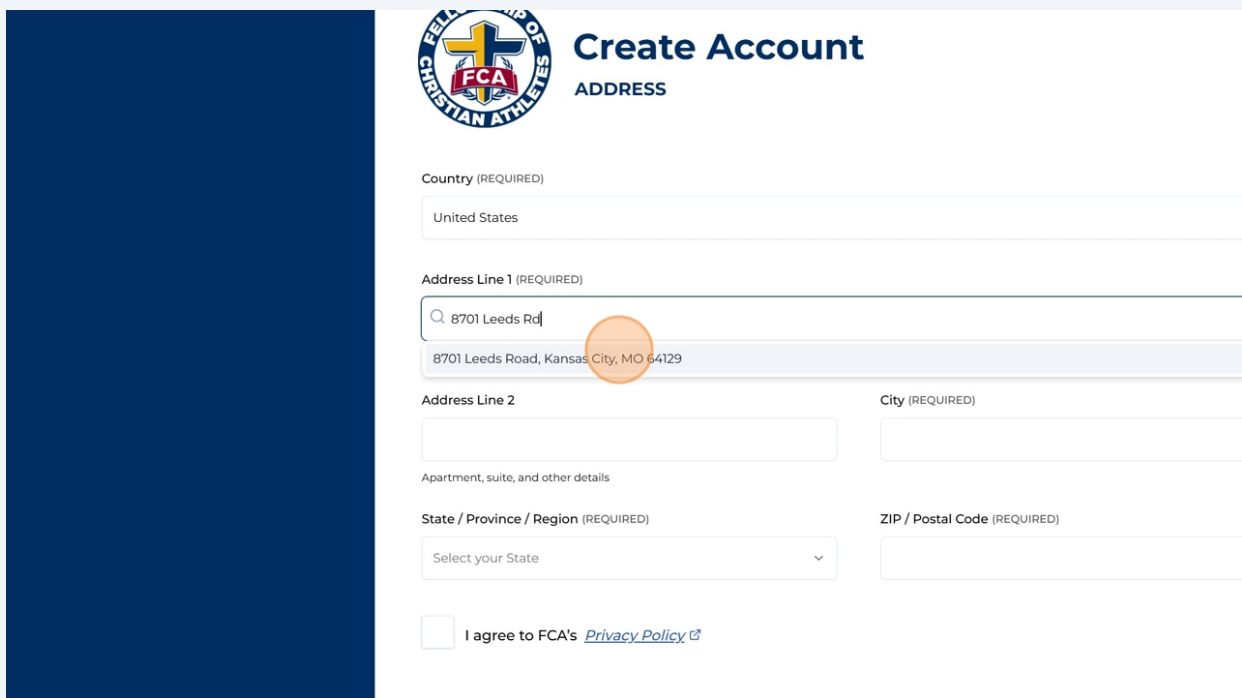
Apartment, suite, and other details


State / Province / Region (REQUIRED)
Select your State

ZIP / Postal Code (REQUIRED)

I agree to FCA's [Privacy Policy](#)

12 Click your address from the search options to auto-populate the other address fields



 **Create Account**
ADDRESS

Country (REQUIRED)
United States

Address Line 1 (REQUIRED)
8701 Leeds Rd
8701 Leeds Road, Kansas City, MO 64129

Address Line 2
City (REQUIRED)

Apartment, suite, and other details

State / Province / Region (REQUIRED)
Select your State

ZIP / Postal Code (REQUIRED)

I agree to FCA's [Privacy Policy](#)



If your address does not display in the address search, you may need to enter your address information manually.

13

Click the checkbox to agree to FCA's Privacy Policy

The screenshot shows a form for address entry. At the top, there is a search bar containing "8701 Leeds Road" and a prompt "Search for a validated address, or enter one manually". Below this are several input fields: "Address Line 2", "City (REQUIRED)" (with "Kansas City" entered), "State / Province / Region (REQUIRED)" (with "Missouri" selected in a dropdown), and "ZIP / Postal Code (REQUIRED)" (with "64129" entered). At the bottom of the form, there is a checkbox with an orange highlight and the text "I agree to FCA's [Privacy Policy](#)".

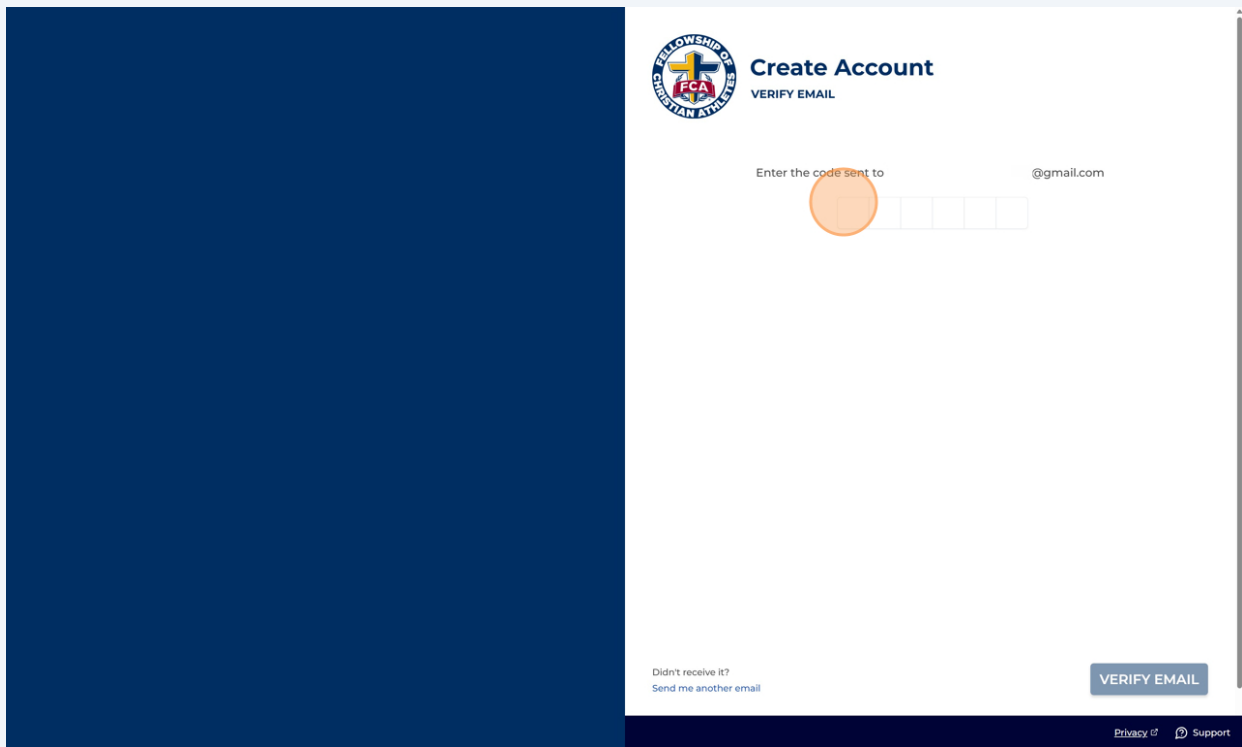
14 Click "CONTINUE"

The screenshot shows a registration form with the following fields and elements:

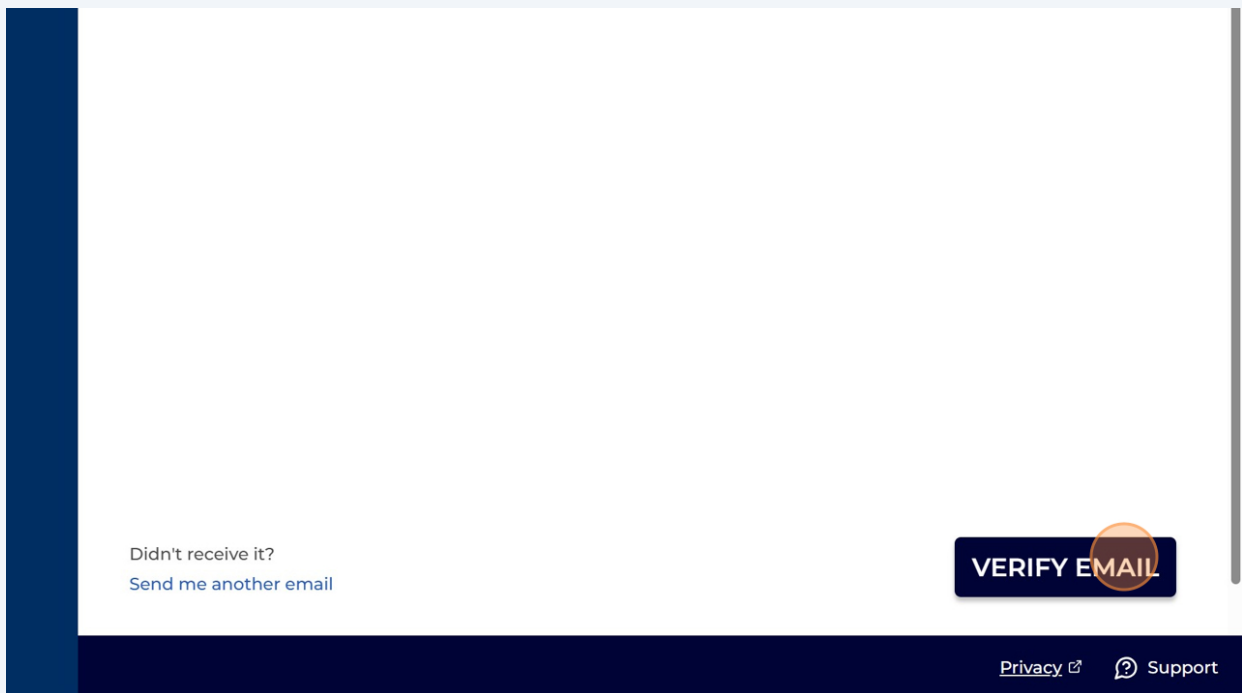
- A text input field for "Apartment, suite, and other details" (empty).
- A text input field for "City" containing "Kansas City".
- A dropdown menu for "State / Province / Region (REQUIRED)" with "Missouri" selected.
- A text input field for "ZIP / Postal Code (REQUIRED)" containing "64129".
- A checked checkbox with the text "I agree to FCA's [Privacy Policy](#)".
- A dark blue button with a white "CONTINUE" label and a white circular highlight.
- A footer with links for "Privacy" and "Support".

15 Check the email address you are signing up with for an email from FCA entitled "Your One-time Password".


16 Enter the verification code from your email




17 Click "VERIFY EMAIL"



18 Create and re-enter a secure password for your account



 **Create Account**
CREATE YOUR PASSWORD

Password (REQUIRED)

..... 

● Minimum of 8 characters

Re-enter Your New Password (REQUIRED)

● Matches

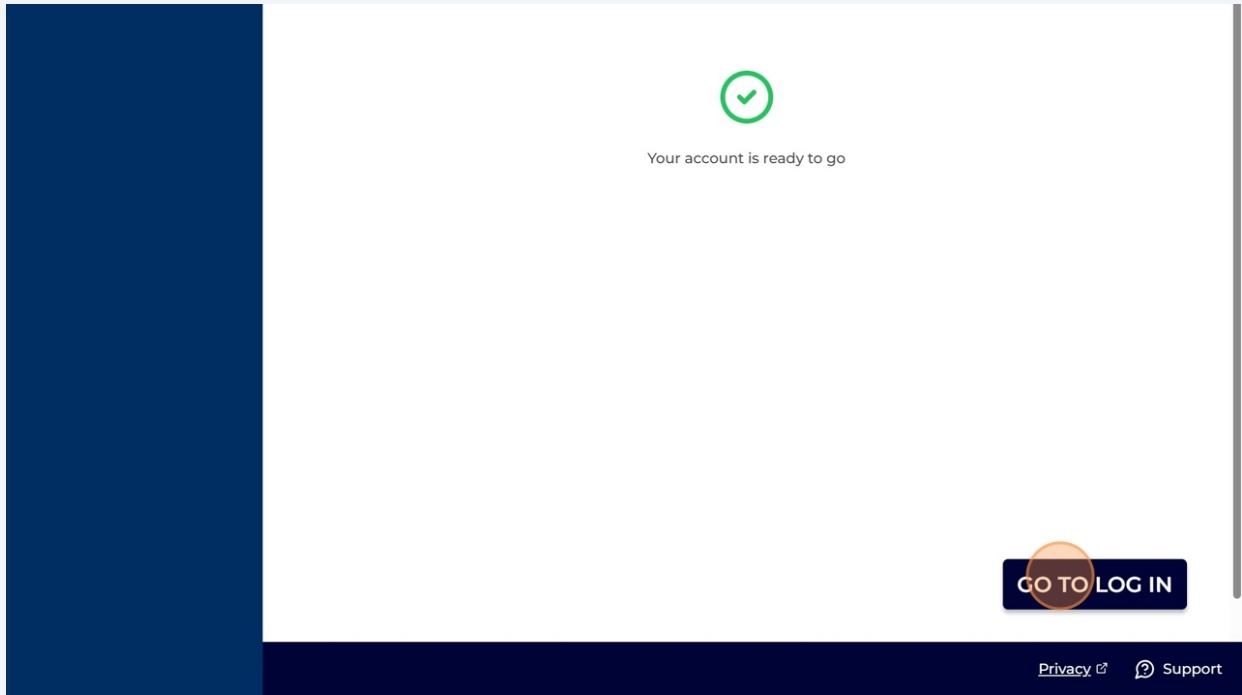
19 Click "CONTINUE"



[Privacy](#)  [Support](#) 

20

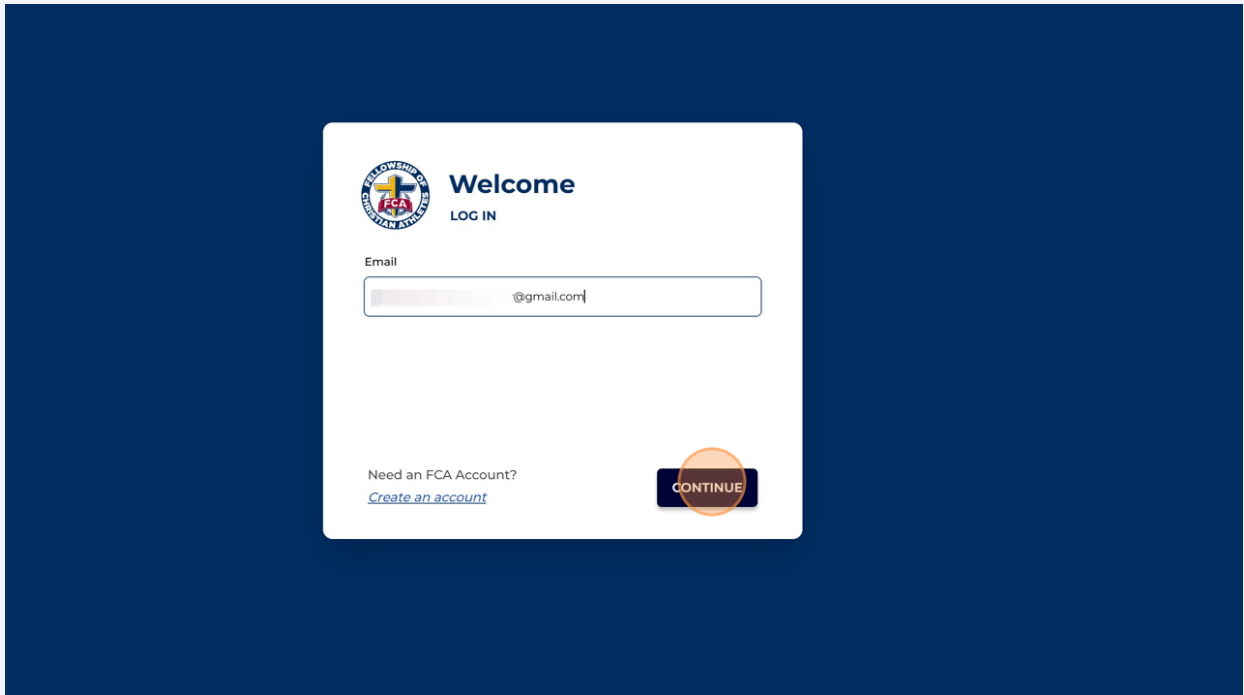
Click "GO TO LOG IN"



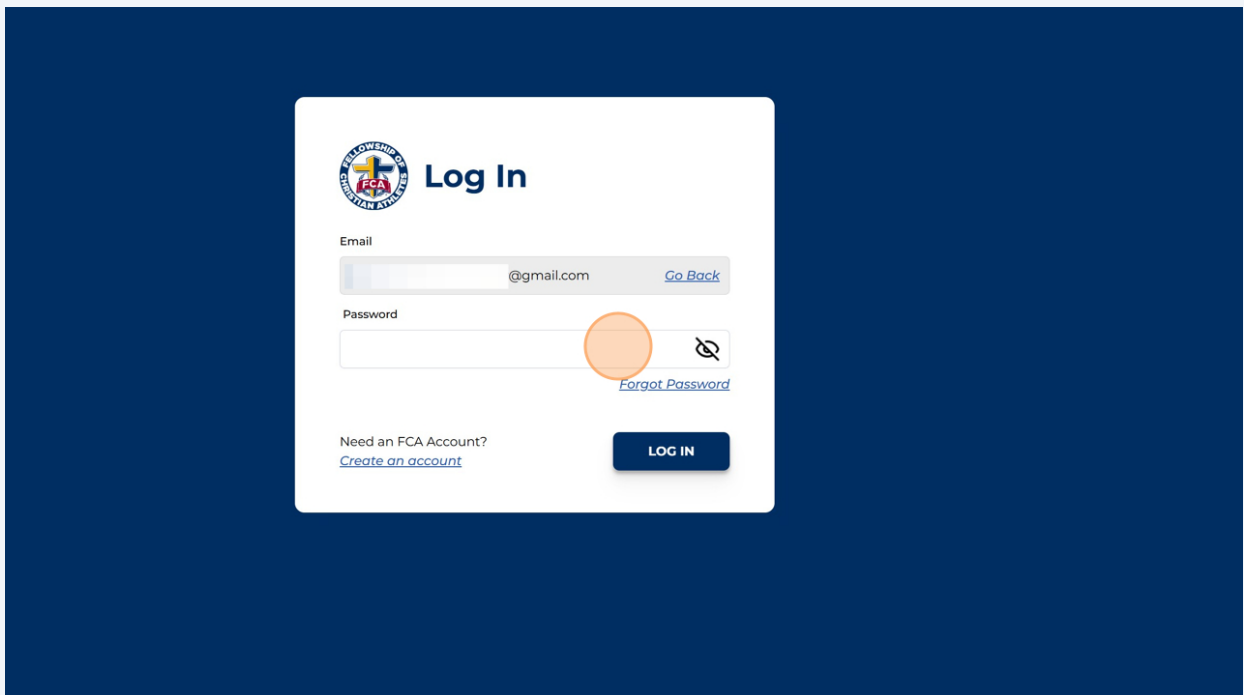
You have finished creating your new FCA Account! Now you can log into the Volunteer Impact Portal to begin your volunteer journey with FCA.

Log into the Volunteer Impact Portal

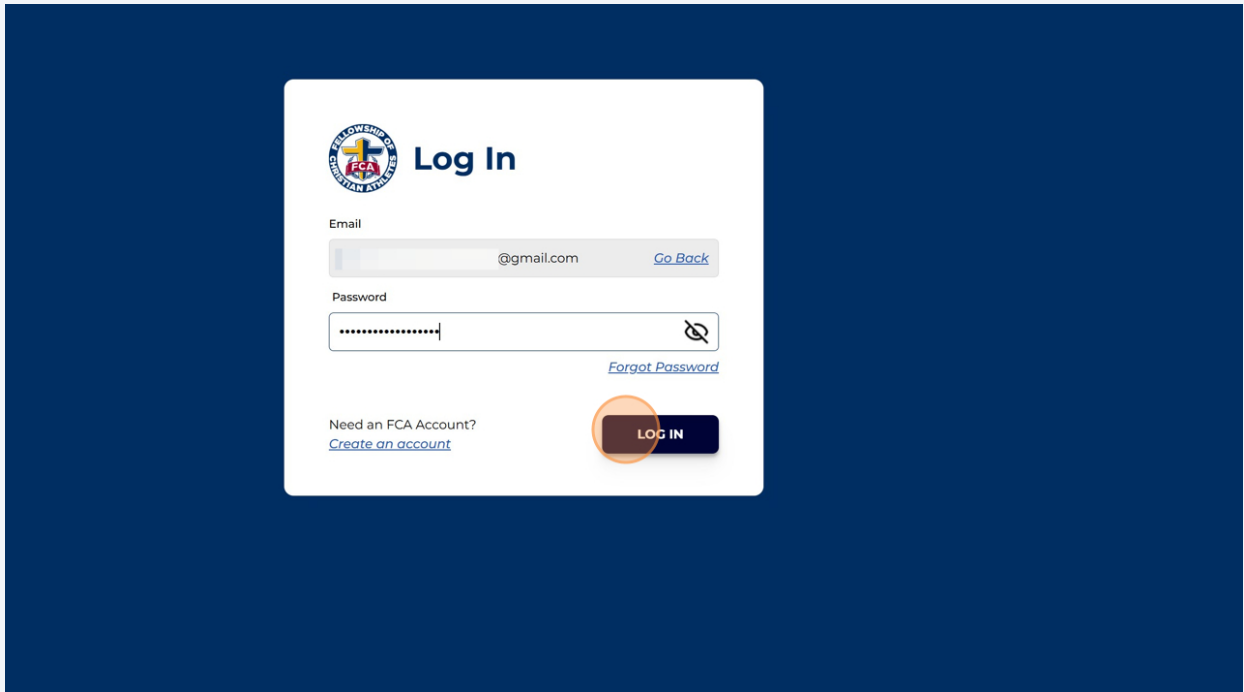
21 Enter your FCA Account email address and click "CONTINUE"



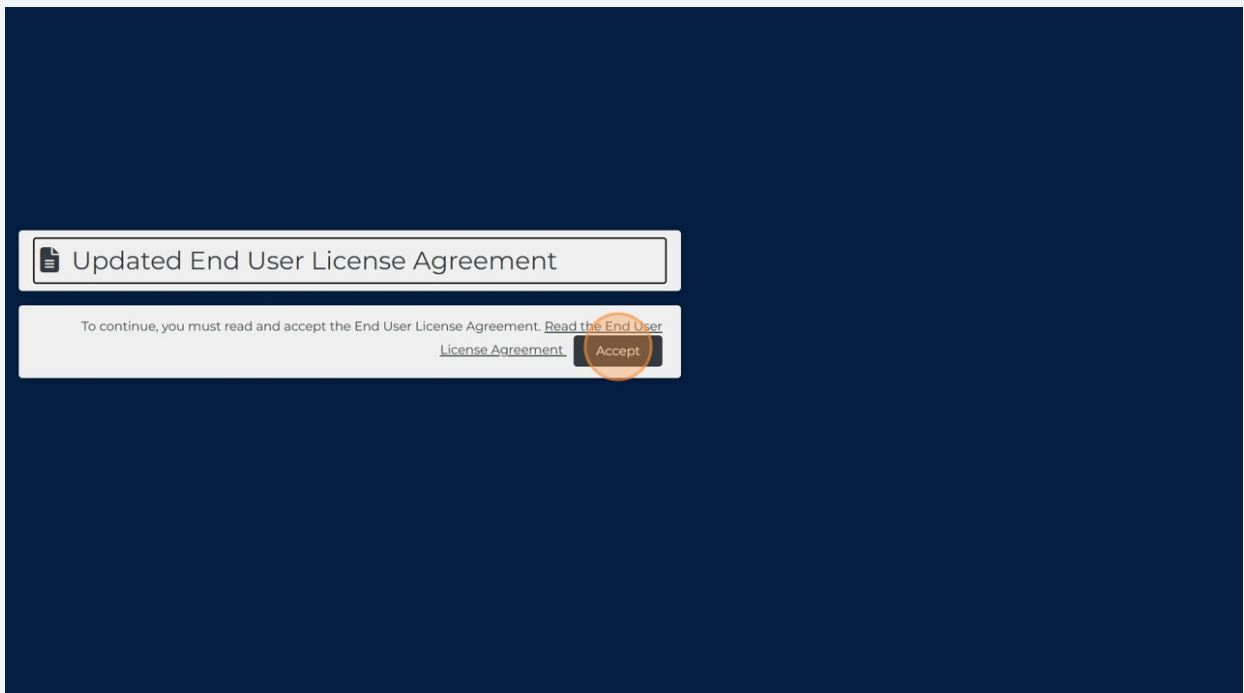
22 Click the "Password" field and enter your FCA Account password



23 Click "LOG IN"



24 Click "Accept" to accept the End User License Agreement



Find a role to apply for



If you received a Volunteer Impact Portal program link from an FCA staff member, the site should take you directly to the program page to start your application. You can skip down to step 30.

If you are looking for a specific volunteer opportunity with search, use steps 25-29.

25

Browse volunteer opportunities by clicking the different program type pages in the left navigation menu

The screenshot displays the Volunteer Impact Portal interface. On the left is a dark blue navigation menu with the following items: Boards, Camps, Clubs, Coaches Time Out, Day/Night of Champions, Fields of Faith, Game Days, **Huddles** (highlighted with a yellow bar and a red circle), Leagues, Local Clinics, Retreats, Trips, Training, Notifications, and Log out. The main content area shows three program listings:

- E3 Overview**: 45 mins. Every good coach needs a game plan. Jesus gave the Church a clear plan to make disciples (Mt. 28:19-20). The E3 Overview course teaches: Engage, Equip, and Empower.
- Huddles** (Elective Training): 35 mins. This short training will prepare you to lead a Huddle by giving you a practical vision for discipleship within your Huddle and providing you v
- 360 Coach** (Elective Training): 120 mins. Develop your Transformational Purpose Statement, care for your heart, mind, and body, and become a great coach and disciple of Jesus. T Kingdom impact?
- All Ability Training** (Elective Training): 180 mins.

26

Search for a program by name using the name field on the corresponding program type page

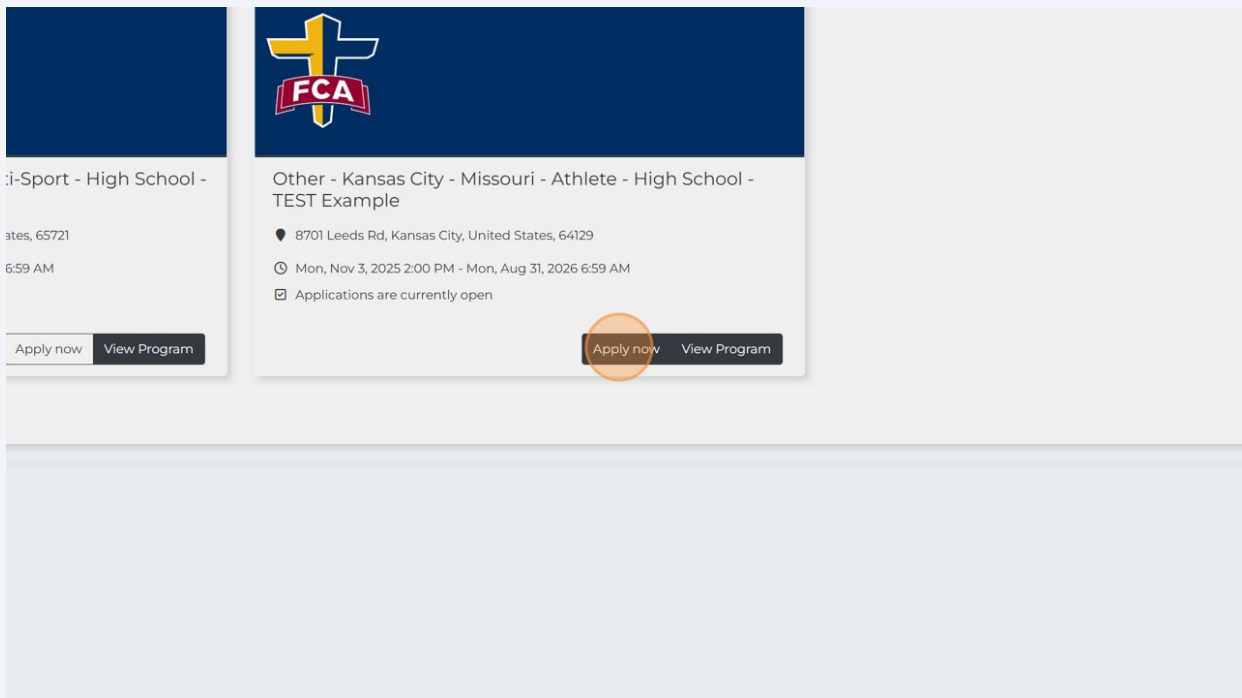
The screenshot shows a user interface for 'Huddles'. On the left is a dark blue sidebar with a user profile icon and a list of menu items: Dashboard, My Profile, Boards, Camps, Clubs, Coaches Time Out, Day/Night of Champions, and Fields of Faith. The main content area is titled 'Huddles' and has a breadcrumb 'Portal / List'. Below this is a section for 'Upcoming' programs. A search bar with a 'Name' dropdown and a text input field is present. An orange circle highlights the search input field. Below the search bar are two program listings, each featuring the FCA logo. The first listing is for 'Action - East Point - Georgia - Athlete - High School - High School Huddle @ Tri Cities H. S.' with the address '2745 Harris Street, East Point, Georgia, United States, 30344' and a checkbox for 'Applications are currently open'. The second listing is for 'Valley Center High Schoo' with the address '9600 N. Meridian, Valley Center,' and a checkbox for 'Applications are currently open'. A 'View Program' button is located at the bottom right of the first listing.

27

Click "Search"

This screenshot shows a close-up of the search bar area. The search bar is a light gray box with a large blue letter 'C' on the left. On the right side of the search bar, there are three icons: a grid icon, a list icon, and a location pin icon. Below the search bar is a search input field with the text 'Search' and a magnifying glass icon. To the right of the search input field are the links 'Clear Search' and 'View all Programs'. An orange circle highlights the search input field.

28 When you have found the program you wish to volunteer for, select "Apply Now"



29 See more details on the program before applying by selecting "View Program"

30

Select the role you wish to apply for. If you wish to apply to multiple roles, you can select more than one before the next step.

te - High School - TEST Example - Roles

Reset

2 spots open

Select this Role

2 spots open

Select this Role

le

31

Click "Apply to selected Role"

te - High School - TEST Example - Roles

Remove



Apply to selected Role

Reset

2 spots open

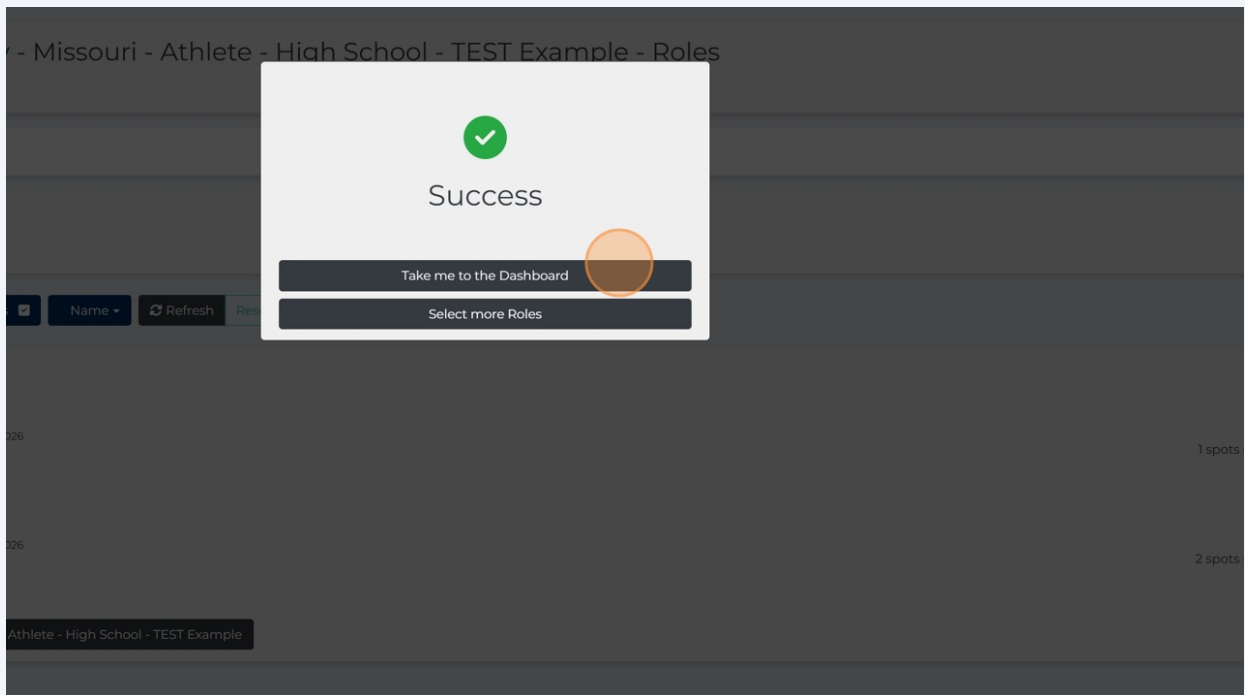
Selected

2 spots open

Select this Role

le

32 Click "Take me to the Dashboard"



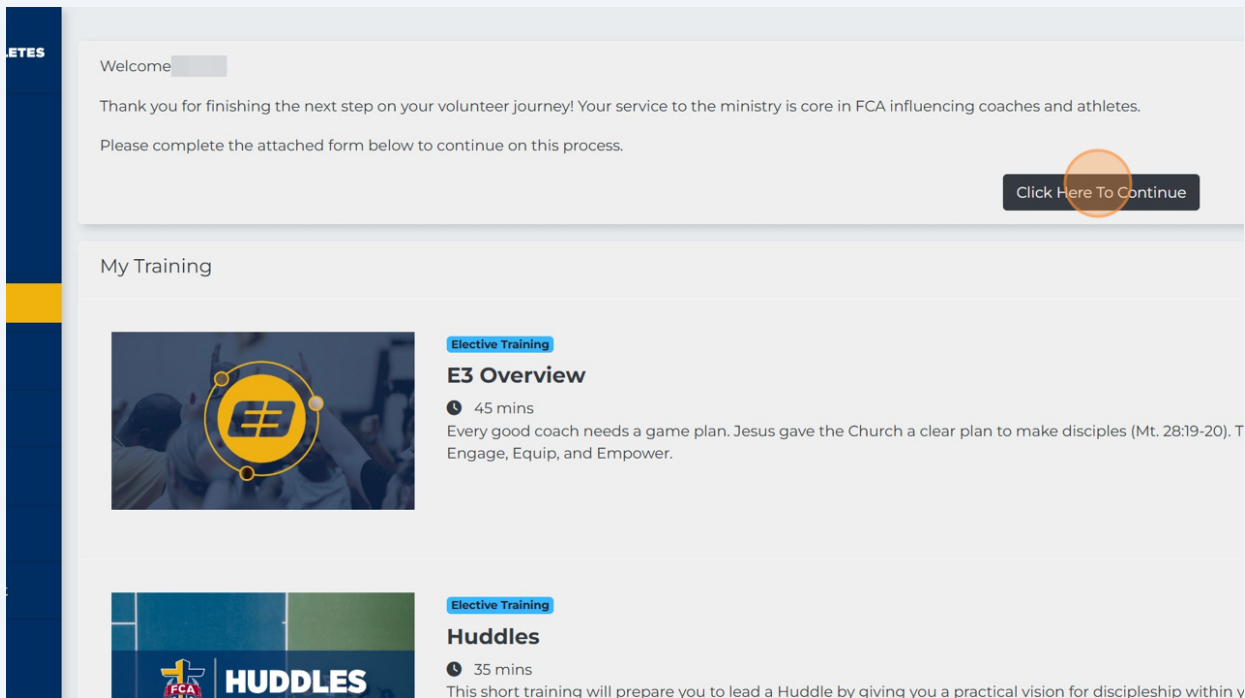
Complete your role application

Fill out your personal information



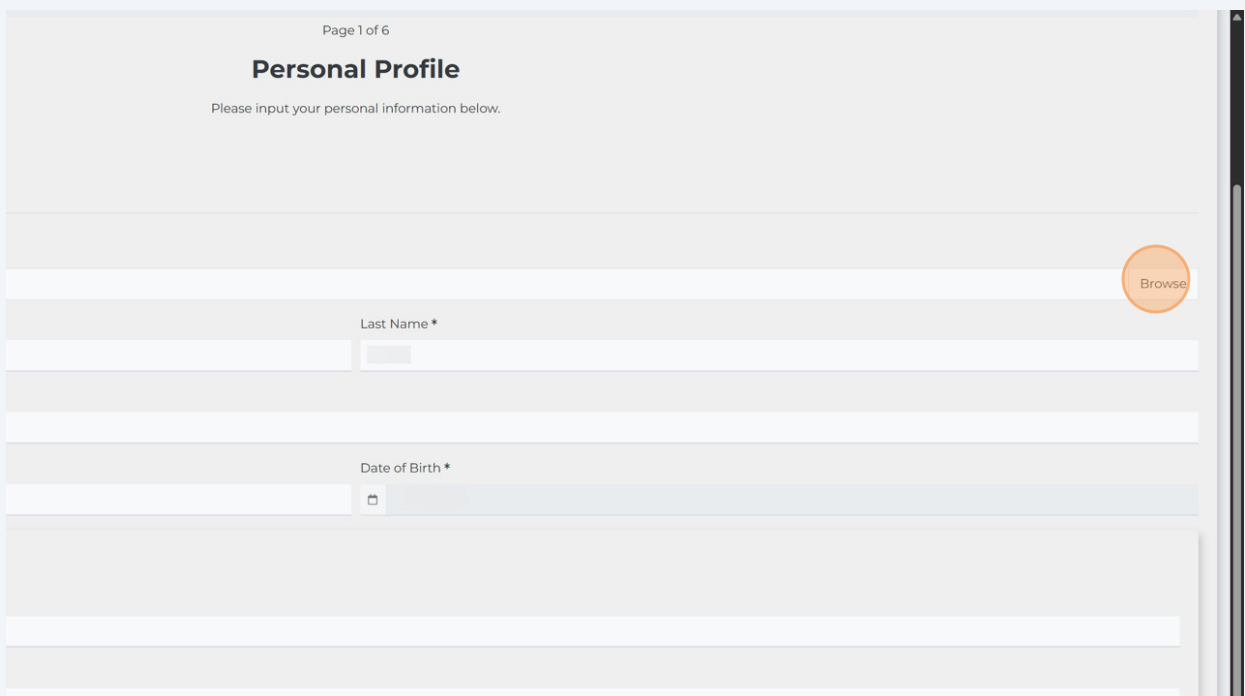
In this section, you will tell FCA a little more about you, provide us with references we can contact, and respond to FCA's Christian Community Statement.

33 From your dashboard, click "Click Here To Continue" at the top of the page




The screenshot shows a dashboard interface. On the left is a dark blue vertical sidebar with the text 'ETES' and a yellow horizontal bar. The main content area has a light gray background. At the top, it says 'Welcome [redacted]' followed by a thank-you message and a request to complete a form. A dark button labeled 'Click Here To Continue' is highlighted with an orange circle. Below this is a 'My Training' section with two items: 'E3 Overview' (45 mins) and 'Huddles' (35 mins). Each item has a thumbnail image and a brief description.

34 If you would like to add a profile picture, click "Browse"



The screenshot shows a 'Personal Profile' form. At the top, it says 'Page 1 of 6' and 'Personal Profile'. Below that is the instruction 'Please input your personal information below.' The form has several input fields, including 'Last Name *' and 'Date of Birth *'. A 'Browse' button is highlighted with an orange circle. The form is partially obscured by a vertical scrollbar on the right side.

35 Find the picture you want to use, then click "Save"



36 Double-check that all your information has auto-populated from your FCA Account.

37

Select the dropdown to share if you have previous sport experience

The screenshot shows a registration form with the following fields: Phone *, Date of Birth *, Address *, Street Address Line 1* (8701 Leeds Road), Street Address Line 2, City/Town* (Kansas City), Zip Code* (64129), Country* (United States), and State*. Below these is a section titled "Sports Experience" containing a dropdown menu for "Has Previous Sports Experience" with "Yes" selected, and a text input field for "Previous Sports Experience *". An orange circle highlights the "Has Previous Sports Experience" dropdown.

38

If you have previous sport experience, click the "Previous Sports Experience" field. and tell us more

This screenshot is a zoomed-in view of the "Sports Experience" section of the form. It shows the "Has Previous Sports Experience" dropdown with "Yes" selected, and the "Previous Sports Experience *" text input field. An orange circle highlights the text input field.

39 Click "Next"

A screenshot of a web form. The form contains several input fields. One field is labeled "Zip Code *" and contains the value "64129". Another field is labeled "State *" and is a dropdown menu. At the bottom right of the form, there is a button labeled "Next >" which is circled in orange. Below the form, there is a footer with the text "© Copyright 2024 Rosterfy - Privacy Policy - Terms & Conditions, - EULA".

40 Please provide the name of four references and their email addresses

A screenshot of a web application interface. On the left is a dark blue sidebar with a user profile icon and a list of menu items: Dashboard, My Profile, Boards, Camps, Clubs, Coaches Time Out, Day/Night of Champions, Fields of Faith, Game Days, Huddles, Leagues, Local Clinics, and Retreats. The main content area is titled "References" and contains the text "Please provide the information for all four required references below." Below this, there is a section titled "Please enter your reference information:" followed by two identical reference entry forms. Each form has a "Reference Check" label, a "Full Name *" field (the first one is circled in orange), and an "Email *" field.



You must receive two positive references in order to be approved as a volunteer. It is very important to select good references that will be able to complete FCA's reference request in a timely manner. You will not be able to volunteer until your references have responded.

41 Click "Next"

The screenshot shows a web form with a light gray background and a white border. The form contains several horizontal input fields, some of which are partially filled with text. At the bottom right of the form, there is a button labeled "Next >" with a right-pointing arrow. This button is highlighted with a semi-transparent orange circle. Below the form, there is a dark gray footer bar containing the text: "© Copyright 2024 Rosterfy - Privacy Policy - Terms & Conditions. - EULA".

42 Please thoroughly read FCA's Christian Community Statement and click "Next"

influence of coaches and athletes.

ship with Jesus Christ and His church.

ely and publicly.

relationships.

ercise and express its Christian Beliefs and mission. These beliefs include those outlined in FCA's Articles of Incorporation, By-Laws, Statement of Faith, FCA's Vision, FCA's Mission, Employee Board of Trustees collectively referred to as FCA's Christian Beliefs.

h other believers. Accordingly, FCA's Christian community is an exercise and expression of FCA's Christian Beliefs.

and be rendered in service to God as a form of worship. All FCA activities further its Christian mission and purpose and are an exercise and expression by FCA of its Christian Beliefs.

ecause we believe that all such activities are conducted in service to God as means for spiritual growth, we consider these activities to be a form of worship.

Next >

© Copyright 2024 Rosterfy - Privacy Policy - Terms & Conditions. - EULA

43 Use the dropdowns to select your response to each section of FCA's Christian Community Statement

We believe the Bible to be the only inspired, trustworthy and true, without error, Word of God. (2 Timothy 3:16-17)

We believe there is only one God who eternally exists in three persons: Father, Son and Holy Spirit. (Matthew 28:19)

We believe Jesus Christ is God, in His virgin birth, in His sinless life, in His miracles, in His death that paid for our sin through His shed blood, in His bodily resurrection, in His ascension/rising up glory. (John 1:1; Matthew 1:18,25; Hebrews 4:15; Hebrews 9:15-22; 1 Corinthians 15:1-8; Acts 1:9-11; Hebrews 9:27-28)

We believe that acceptance of Jesus Christ and the corresponding renewal of the Holy Spirit is the only path to salvation for lost/sinful men and women. (John 3:16; John 5:24; Titus 3:3-7)

We believe in the present ministry of the Holy Spirit, who lives within and guides Christians, so they are enabled to live godly lives. (John 14:15-26; John 16:5-16; Ephesians 1:13-14)

We believe in eternal life and that through belief in Jesus Christ as the Son of God, we spend eternity with the Lord in Heaven. We believe that in rejecting Jesus Christ as Lord and Savior, we re

We believe in the spiritual unity of believers in our Lord Jesus Christ that all believers are members of His body, the church. (Philippians 2:1-4)

Do you agree with our Statement of Faith? *

Yes

Select

Yes

Political Standards for Our Community

In response to current cultural trends, the following more specifically articulates our Christian Beliefs and associated community standards on the following subjects.

Gender

We believe that God creates people in His image as two distinct genders, male and female, and that the intended gender of an individual is determined by such individual's biological sex at birth (Genesis 1:27; Matthew 19:4; Mark 10:6).

Do you agree with our belief on gender? *

Select

Sexuality

44 Click "Next"

45 Please thoroughly read FCA's Christian Community statement and click "Next"

... in connection with their use of FCA facilities or participation in FCA activities.

... facilities complies with the applicable standards requires spiritual discernment applied to each circumstance and shall be made in the sole discretion of the FCA leaders designated by the FCA. FCA may consider without limitation both the content of the proposed activities and whether the group or person is generally perceived as advocating views contrary to its Christian Beliefs.

... standard of this FCA Christian Community Statement, such individual shall have an obligation to disclose such noncompliance to FCA. If FCA determines, through such disclosure or otherwise, that an individual's action(s) does not meet the community standard, then FCA may, in its sole discretion, determine the impact of any initial noncompliance on FCA's exercise and expression of its Christian Beliefs, and whether such individual should be removed from FCA facilities or participation in FCA activities.

... ance if (i) an individual's action(s) do not affirm the Christian Beliefs required for such position or (ii) an individual's action(s) undermines the expression and exercise of the FCA Christian Beliefs or the procedures adopted by FCA.

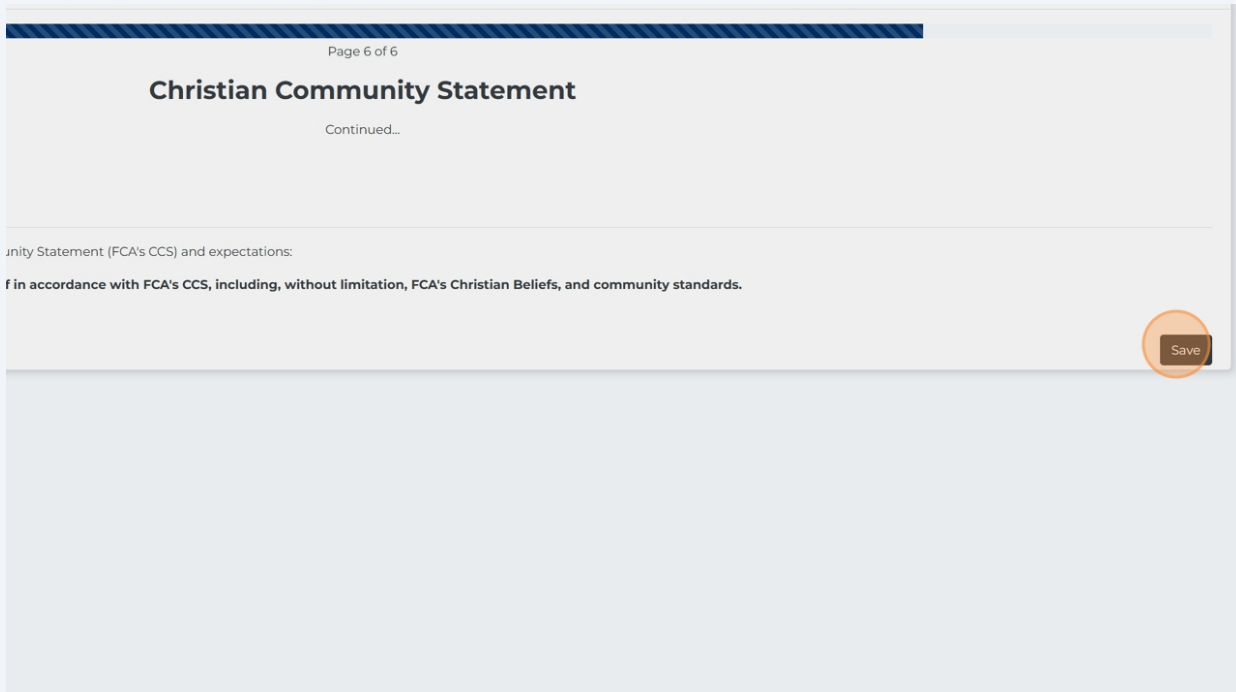
... and/or Trustees may establish additional standards based on our Christian Beliefs for the activities and facilities at FCA or for FCA leadership.

... create any express or implied employment contract or alter the at-will employment relationship between FCA and its employees.



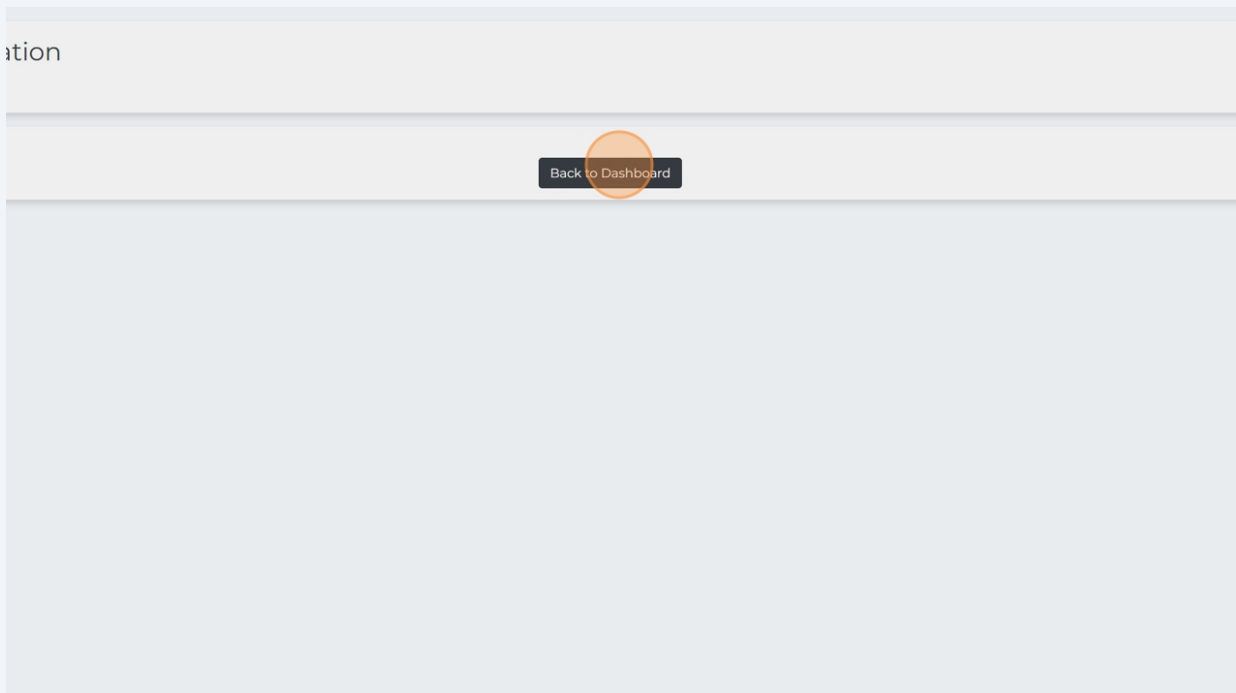
46

Confirm the Christian Community Statement response summary aligns with your answers and click "Save"



47

Click "Back to Dashboard"



Complete your spiritual profile



In this section, you will tell us a little more about your faith journey


48

Click "Complete Spiritual Profile"

Personal information, Your service to the ministry is core in FCA influencing coaches and athletes.

Click the button below to continue.

Complete Spiritual Profile




Elective Training

E3 Overview

45 mins

Every good coach needs a game plan. Jesus gave the Church a clear plan to make disciples (Mt. 28:19-20). The E3 Overview course teaches you how to execute this plan. This course includes 3 sections on Engage, Equip, and Empower.



Elective Training

Huddles

35 mins

This short training will prepare you to lead a Huddle by giving you a practical vision for discipleship within your Huddle and providing you with tools, resources, and support that you need to serve coaches.



Elective Training

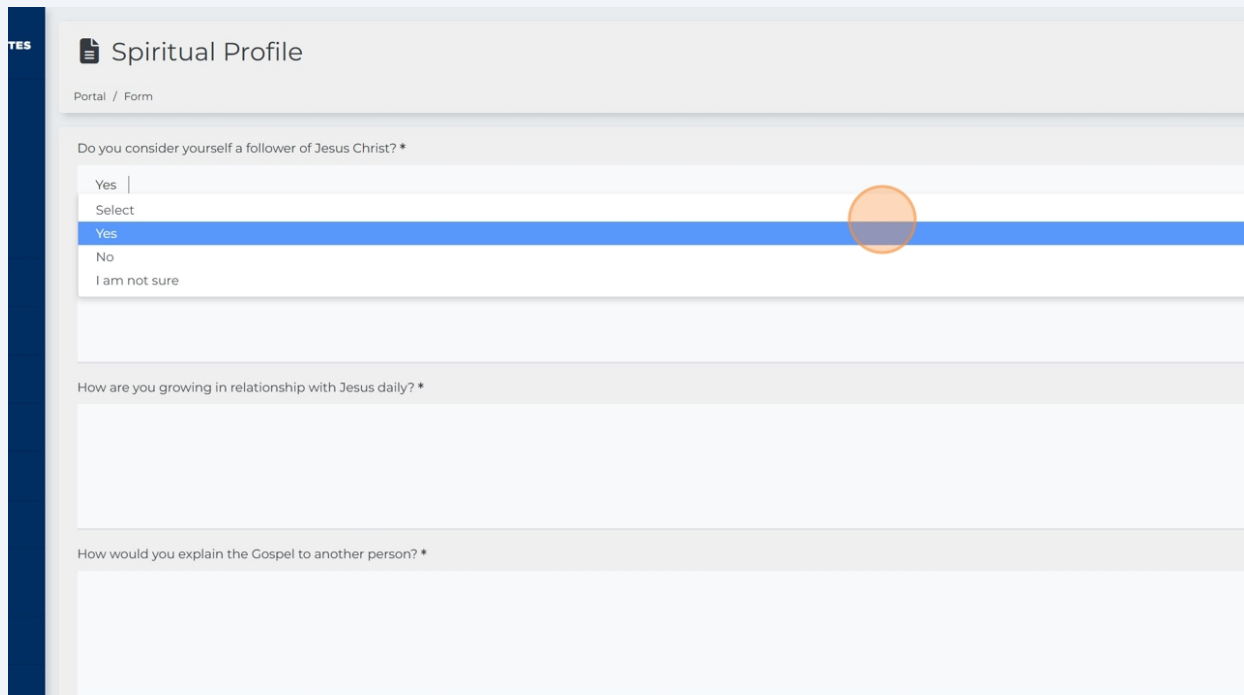
360 Coach

120 mins

Develop your Transformational Purpose Statement, care for your heart, mind, and body, and become a great coach and disciple of Jesus. Transform your coaching and team by exemplifying Jesus. Ready for Kingdom impact?

49

Click the drop down to answer "Do you consider yourself a follower of Jesus Christ?" and answer other questions if asked

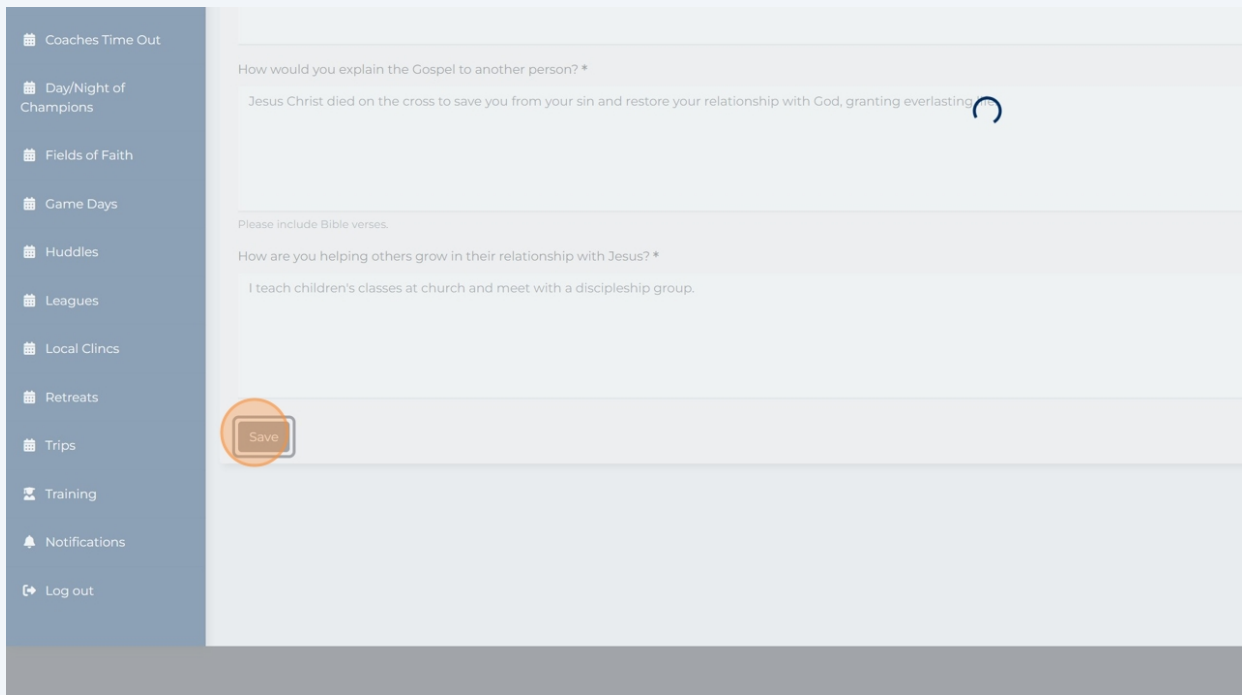


The screenshot shows a web form titled "Spiritual Profile" with a breadcrumb "Portal / Form". The first question is "Do you consider yourself a follower of Jesus Christ? *". A dropdown menu is open, showing options: "Yes" (highlighted in blue), "No", and "I am not sure". An orange circle highlights the dropdown arrow. Below are two text input fields: "How are you growing in relationship with Jesus daily? *" and "How would you explain the Gospel to another person? *".



Your local FCA staff will review your spiritual questions to understand your fit for our volunteer opportunities.

50 Click "Save"



The screenshot shows a web interface with a sidebar on the left containing navigation items: Coaches Time Out, Day/Night of Champions, Fields of Faith, Game Days, Huddles, Leagues, Local Clinics, Retreats, Trips, Training, Notifications, and Log out. The main content area contains three text input fields. The first field is labeled "How would you explain the Gospel to another person? *" and contains the text "Jesus Christ died on the cross to save you from your sin and restore your relationship with God, granting everlasting". The second field is labeled "Please include Bible verses." and is empty. The third field is labeled "How are you helping others grow in their relationship with Jesus? *" and contains the text "I teach children's classes at church and meet with a discipleship group." A red circle highlights a "Save" button located at the bottom left of the form area.

51 Click "Back to Dashboard"

Complete adult waivers



In this section, you will provide us with any necessary medical or health information, provide an emergency contact, and sign mandatory FCA waivers and policies.

52 Click "Complete Adult Waivers" toward the top of the page

53

Enter the requested information for at least one emergency contact

CHRISTIAN ATHLETES

Health Information, Waivers, and Policies

Portal / Form

Page 1 of 6

Emergency Contacts

Name of persons and telephone numbers to call in case of emergency.

Emergency Contact 1:

First Name * | Last Name *

Relationship | Cell Number *

Home Number | Work Number

Emergency Contact 2:

First Name | Last Name

Relationship | Cell Number

Home Number | Work Number

54

Click "Next"

Work Number

Last Name

Cell Number

Work Number

Next >

© Copyright 2024 Rosterfy - Privacy Policy - Terms & Conditions

55

Enter any medical and health insurance information you are comfortable sharing

The screenshot shows a web form with a dark blue sidebar on the left containing navigation links like 'board', 'file', 'Time Out', 'ght of', 'f Faith', 'Days', and 's'. The main content area is light gray and titled 'Medical Information' at the top right, with 'Page 2 of 6' in the upper right corner. The form contains several questions with 'No' as the selected answer:

- Do you have any known physical disability or illness which might interfere with your participation in strenuous activities?
 No
- Do you have any severe allergies or reactions to drugs or medicines?
 No
- Do you have any severe allergies or reactions to foods?
 No
- Are you presently taking any medications or on any special diet or exercise restrictions?
 No
- Are there any emotional/social disabilities that would be helpful for us to be aware of?
 No
- Indicate the date of last Tetanus shot:

Below the medical questions is a section titled 'Health Insurance Information'.



Providing FCA with medical and health insurance information is optional. However, if you have any medical concerns or issues, we prefer to have this information available in case of emergency.

56 Click "Next"

A screenshot of a registration form. The form contains several input fields, including two phone number fields labeled "Insurance Phone" and "Doctor Phone", each with a country code dropdown menu showing "+1". At the bottom right of the form, a "Next >" button is highlighted with an orange circle. The footer of the page contains copyright information: "© Copyright 2024 Rosterfy - Privacy Policy - Terms & Conditions, - EULA".

57 If you have any relevant sports certifications or medical training, please enter that information

A screenshot of a form titled "Upload Certifications". The page number "Page 3 of 6" is visible in the top right corner. Below the title, there is a sub-section "Sports Certifications" with a text input field. Below that is a "Concussion Training" section with an "Upload Certificate" label and a file upload field containing "Choose a file", a "Browse" button, and a "Certificate Ex" label with a file extension "mm/dc". At the bottom, there is a "Medical Professional" section with the question "Are you a Licensed Medical Professional?" and a text input field containing "No". An orange circle highlights the "Sports Certifications" input field.

58

If uploading a certification document, please be sure to provide the expiration date

Page 3 of 6

s volunteer role, you can upload them here.

Certificate Expiration Date

Browse

59

Click "Next"

Certificate Expiration Date

Browse

Next >

60

Please thoroughly read the entire Adult Permission Waiver

icies

Next >

Page 4 of 6

Adult Permission Waiver

NOTICE TO PARTICIPANT

ENGAGE IN A POTENTIALLY DANGEROUS ACTIVITY / ACTIVITIES. YOU ARE AGREEING THAT, EVEN IF THE FELLOWSHIP OF CHRISTIAN ATHLETES USES REASONABLE CARE IN JURED OR KILLED BY PARTICIPATING IN THIS ACTIVITY BECAUSE THERE ARE CERTAIN DANGERS INHERENT IN THE ACTIVITY WHICH CANNOT BE AVOIDED OR ELIMINATED. BY FELLOWSHIP OF CHRISTIAN ATHLETES IN A LAWSUIT FOR ANY PERSONAL INJURY, INCLUDING DEATH, OR ANY PROPERTY DAMAGE THAT RESULTS FROM THE RISKS THAT ARE A THIS FORM AND THE FELLOWSHIP OF CHRISTIAN ATHLETES HAS THE RIGHT TO REFUSE TO LET YOU PARTICIPATE IF YOU DO NOT SIGN THIS FORM.

derstand the nature of this activity and that I am qualified, in good health, and in proper physical condition to participate in such activity. I acknowledge and fully understand that these as, sprains, strains, contusions, serious bodily harm, and even death. I recognize that the risks include collisions, falls, and contact with other participants, equipment, and playing ertion. Additionally, I understand that the use of protective equipment, such as helmets, pads, and mouthguards, may reduce but not eliminate the risk of injury. I also acknowledge ctivity of which I may not be presently aware. I acknowledge that these risks may result from or be compounded by the actions, omissions, or negligence of FCA or others, including

Permission Waiver Form, I expressly warrant that I am capable of withstanding both the physical and mental demands of the activity discussed above. I also expressly assume er such risks are known or unknown to me at this time, including injury, illness, disability, death, or other loss, whether caused by the ordinary negligence of FCA or otherwise.

61

Click the checkbox to agree to use of electronic signature

Clubs

Coaches Time Out

Day/Night of Champions

Fields of Faith

Game Days

Huddles

Leagues

Local Clinics

Retreats

Trips

Training

Notifications

On occasion, FCA or its representatives takes photographs or makes an audio or video recording of children and/or adults involved use the student's name, image, and likeness in a photograph, video, or other digital media taken at FCA activities. Such materials n produce ministry resources for staff training, Camp or Campus Ministries, or in other ways to promote the ministry of FCA. FCA may participants to remember the activities / participants.

Local news organizations may hear of FCA activities or events, and FCA may invite or allow them to photograph or record FCA even distributed or displayed as agents of the organization see fit. This consent includes but is not limited to photographs, video and au

Entire Agreement

This Waiver contains the parties' entire agreement with respect to the above subject matter, superseding all prior understandings

I HAVE READ THIS RELEASE OF LIABILITY AND ASSUMPTION OF RISK AGREEMENT, FULLY UNDERSTAND ITS TERMS, UNDERSTAN INDUCEMENT.

I agree that this Waiver may be electronically signed, and that my electronic signature below is the same as handwritten sign this Waiver before I can serve with FCA.*

Signed by

Adult Permissions Confirmation *

< Back

62

Click "Adult Permissions Confirmation" to electronically sign the waiver

distributed or displayed as agents of the organization see fit. This consent includes but is not limited to photographs, video and audio

Entire Agreement

This Waiver contains the parties' entire agreement with respect to the above subject matter, superseding all prior understandings or e

I HAVE READ THIS RELEASE OF LIABILITY AND ASSUMPTION OF RISK AGREEMENT, FULLY UNDERSTAND ITS TERMS, UNDERSTAND INDUCEMENT.

I agree that this Waiver may be electronically signed, and that my electronic signature below is the same as handwritten sign sign this Waiver before I can serve with FCA. *

Signed by

Adult Permissions Confirmation *

[< Back](#)

63

Click "Next"

in other ways to promote the ministry of FCA. FCA may also make these materials available for sale to the public. Such photographs or video records may also be used by staff and

invite or allow them to photograph or record FCA events for news reporting on special interest features. I consent to the use of any such audio or visual record of the student to be used, cludes but is not limited to photographs, video and audio recordings.

subject matter, superseding all prior understandings or agreements. This Waiver can only be modified in writing signed by all parties.

EMENT, FULLY UNDERSTAND ITS TERMS, UNDERSTAND THAT I HAVE GIVEN UP SUBSTANTIAL RIGHTS BY SIGNING IT, AND SIGN IT FREELY AND VOLUNTARILY WITHOUT ANY

ronic signature below is the same as handwritten signature for the purposes of validity, enforceability, and admissibility. I acknowledge that my parent/guardian must review and

[Next >](#)

© Copyright 2024 Rosterfy - Privacy Policy - Terms & Conditions

64

Use the dropdowns to provide your behavioral history

Behavioral History

Criminal Offenses

Have you ever been convicted of a criminal offense (felony or misdemeanor, except for minor traffic violations)? You will need to answer "yes" if you have with a criminal charge. You need not disclose information if you live in a state whose laws exempt you from disclosure of arrest information. *

No

Abuse or Misconduct

Have you ever been reported to a social services agency, law enforcement authority, child abuse registry, or similar organization regarding abuse or misconduct?

Select

Inappropriate Behavior

Have you ever been disciplined or dismissed from employment or a volunteer position by any employer, including charitable and religious organizations, for misconduct or have you ever been the subject of a civil lawsuit involving, or an investigation or allegation of, sexual misconduct, sexual harassment, or other inappropriate behavior?

Select

I certify that the above-provided information is complete and accurate to the best of my knowledge, and that any misrepresentation or omission may disqualify me from participating in the program.

65

Click the checkbox to electronically certify the accuracy of your answers

Abuse or Misconduct

Have you ever been reported to a social services agency, law enforcement authority, child abuse registry, or similar organization regarding abuse or misconduct?

No

Inappropriate Behavior

Have you ever been disciplined or dismissed from employment or a volunteer position by any employer, including charitable and religious organizations, for misconduct or have you ever been the subject of a civil lawsuit involving, or an investigation or allegation of, sexual misconduct, sexual harassment, or other inappropriate behavior?

No

I certify that the above-provided information is complete and accurate to the best of my knowledge, and that any misrepresentation or omission may disqualify me from participating in the program.

[← Back](#)

66 Click "Next"

67 Please thoroughly read FCA's Athlete Safety Policy

68 Click the checkbox to agree to use of electronic signature

The screenshot shows a web application interface. On the left is a dark blue sidebar with a list of menu items: My Profile, Boards, Camps, Clubs, Coaches Time Out, Day/Night of Champions, Fields of Faith, Game Days, Huddles, Leagues, Local Clinics, Retreats, Trips, Training, Notifications, and Role Calendar. The main content area is titled "Athlete Safety Policy" and contains several paragraphs of text. A red circle highlights a checkbox at the bottom of the text, which is labeled "I acknowledge that I have reviewed FCA's Athlete Safety Policy, including the mandatory reporting provisions, code of conduct, and provisions on one-on-one contact with athletes, as I serve with FCA. I acknowledge that, if I fail to do so, I could be disqualified or removed from serving with FCA. *". Below the text is a "Signed by" field with a text input box. Underneath that is another checkbox labeled "Athlete Safety Policy Confirmation *". At the bottom left of the main content area is a dark grey button with a left-pointing arrow and the text "Back".

69

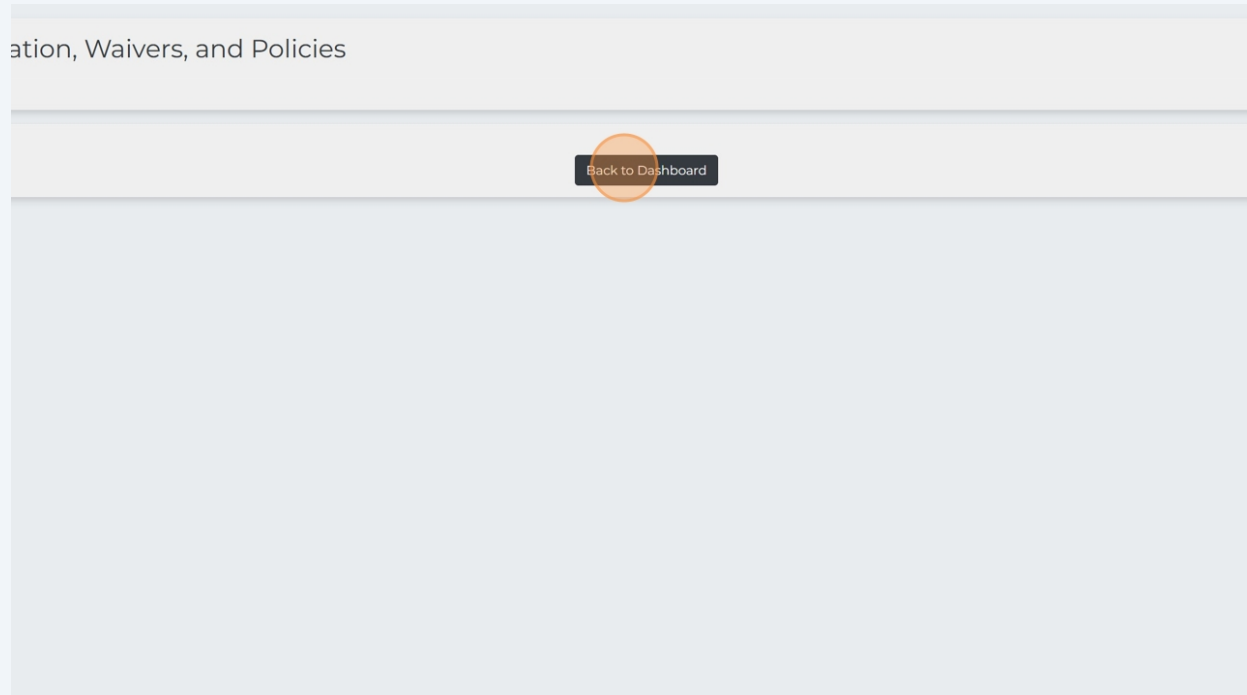
Click "Athlete Safety Policy Confirmation" to electronically sign the policy

The screenshot shows a web interface for signing a policy. On the left is a dark blue sidebar menu with white text, including items like 'Jobs', 'Weekends Time Out', 'Night of', 'ions', 'ds of Faith', 'me Days', 'ddles', 'gues', 'al Clinics', 'reats', 'bs', and 'ning'. The main content area has a white background and contains several paragraphs of text under the heading 'Athlete Safety Policy Confirmation'. The text includes sections for 'Mandatory Reporting', 'Other Misconduct Reporting', 'Background Checks & References', 'Education & Training', 'One-on-One Interaction Policies', 'Mental Health', 'Electronic Communications', 'Open-Door', and 'Substance Use'. Below the text is a confirmation section with a checked checkbox and the text 'I acknowledge that I have reviewed FCA's Athlete Safety Policy, including the mandatory reporting provisions, code of conduct, and training that FCA provides, as I serve with FCA. I acknowledge that, if I fail to do so, I could be disqualified or removed from service.' Below this is a 'Signed by' field with a text input box. At the bottom of the confirmation section is a checked checkbox labeled 'Athlete Safety Policy Confirmation *' and a 'Back' button with a left-pointing arrow.

70

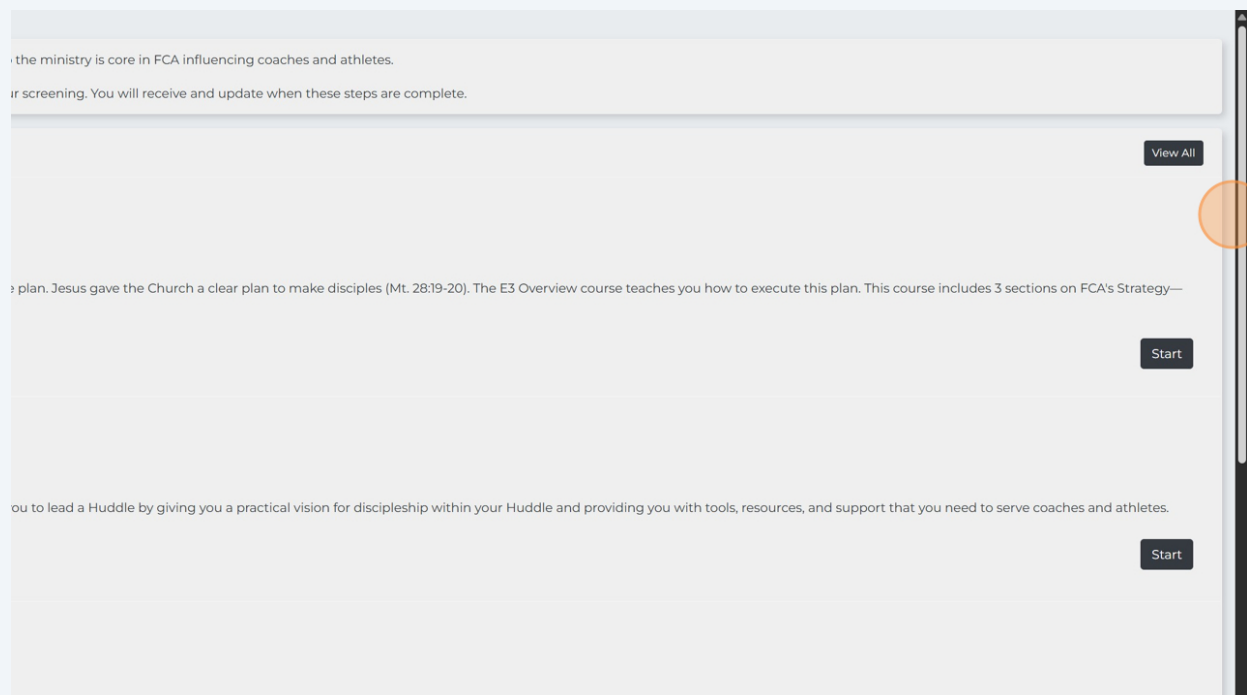
Click "Save"

71 Click "Back to Dashboard"



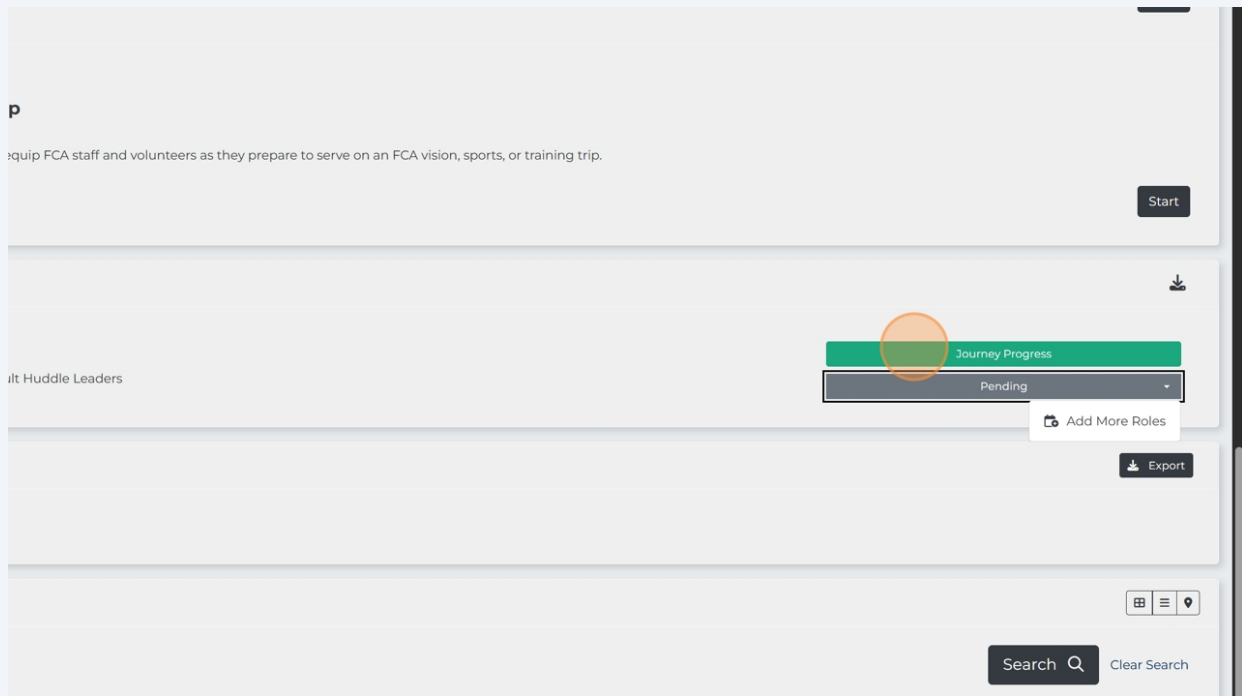
Complete required trainings

72 Scroll down on the dashboard to find your "Upcoming Roles"



73

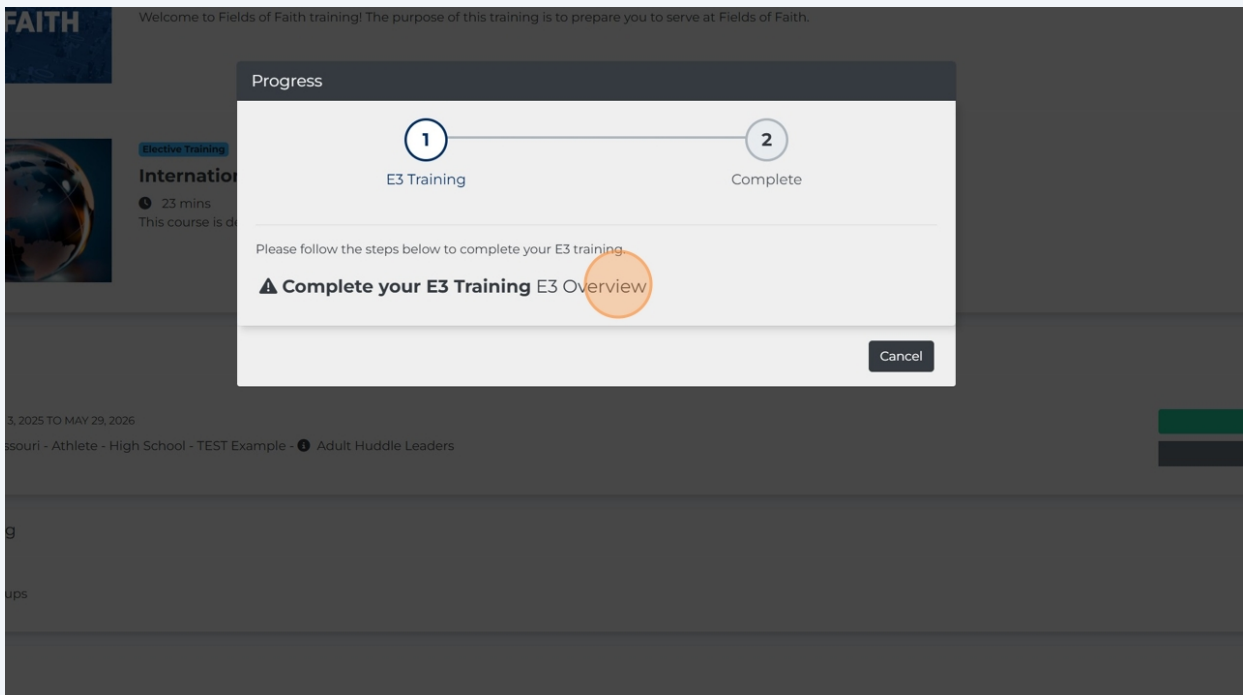
Click "Journey Progress" to see any training steps required for your role application



The Journey Progress view will show you any trainings or additional qualification steps required for the role you applied for. Requirements vary by role, so you may have no remaining steps, or you may have some trainings to complete. This is a great place to check if you aren't sure what to do next.

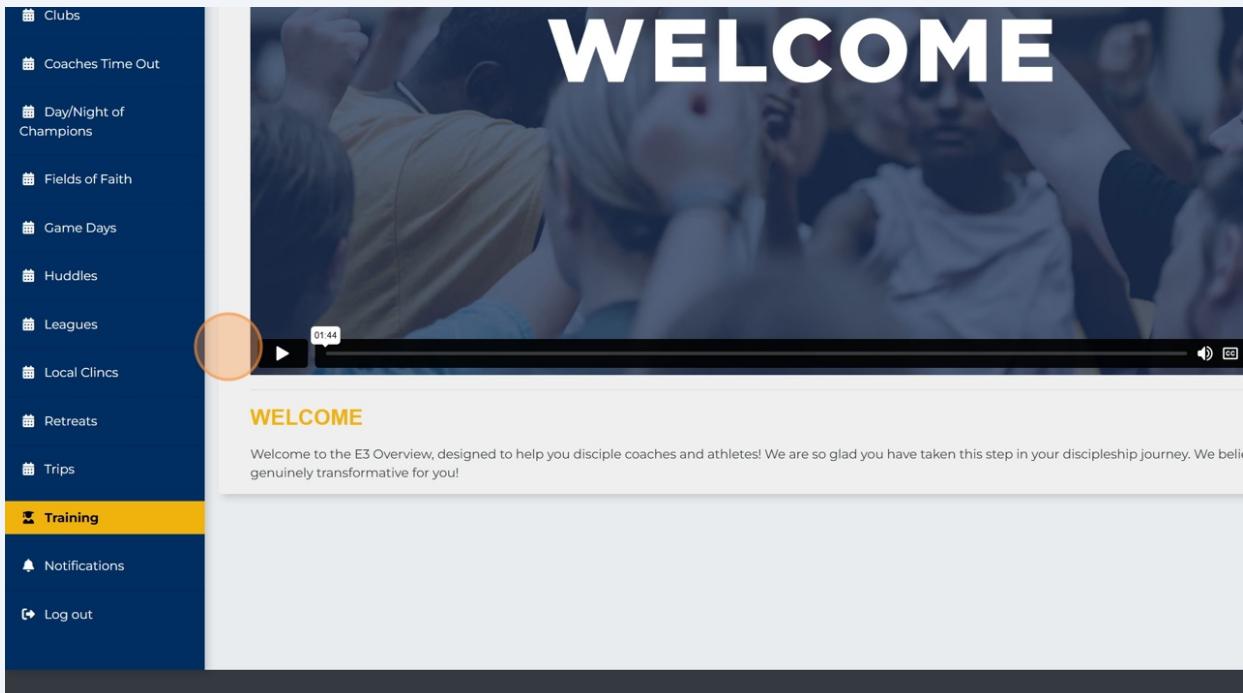
74

To access the training required for your role from the Journey Progress view, click the link next to the action step listed



75

Complete your training course



76

Courses may have multiple videos or pages. To move forward in the training course, click "Next" at the bottom right of the page.



letes! We are so glad you have taken this step in your discipleship journey. We believe it will be

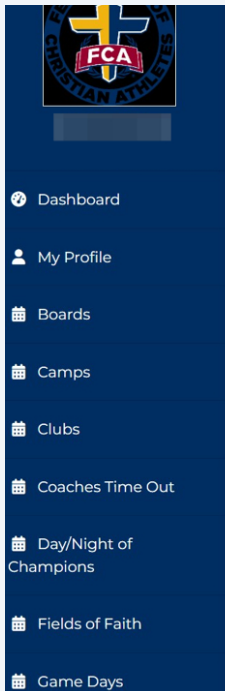
Back

Next

© Copyright 2024 Rosterfy - [Privacy Policy](#) - [Terms & Conditions](#) - [EULA](#)

77

After your training is complete, click "Back to My Training"



Completed

Congratulations!

You have successfully completed **E3 Overview**.

The course was designed to provide you with the tools to be a disciple *who makes disciples*. Don't let this moment pass, start now and never stop! God has called you and He will lead and guide you in this journey.

"Therefore, we are ambassadors for Christ, since God is making his appeal through us. We plead on Christ's behalf, "Be reconciled to God." ~2 Corinthians 5:20-21

In your E3 Journey, you can always return to the **E3 Playbook** or to this online course. Keep the playbook on hand and refer to it when needed.

Thank you for embarking on this journey and taking this step of obedience. As you Engage, Equip and Empower others feel free to

"Now to him who is able to do above and beyond all that we ask or think according to the power that works in us— to him be

#FCAE3 @TheFCATeam This is a system-generated message. Please do not reply to this email.

[← Back to My Training](#)

[↻ Restart Training](#)

My Training



Mandatory Training

Child Abuse Prevention



Child Abuse Prevention training is required for all volunteers who will be working around minors in their role. This helps FCA protect our athlete participants!

78

From the training page or dashboard, find the Child Abuse Prevention training and click "Start"

The screenshot shows a training dashboard with the following courses listed:

- 360 COACH** (120 mins): Develop your Transformational Purpose Statement, care for your heart, mind, and body, and become a great coach and disciple of Jesus. Transform your coaching and team by exemplifying Jesus. Ready to make a Kingdom impact?
- ALL ABILITY** (180 mins): Elective Training
- Child Abuse Prevention** (60 mins): Mandatory Training (highlighted with a red circle around the Start button)
- FIELDS OF FAITH** (45 mins): Elective Training. Welcome to Fields of Faith training! The purpose of this training is to prepare you to serve at Fields of Faith.
- International Trip Prep** (23 mins): Elective Training. This course is designed to help equip FCA staff and volunteers as they prepare to serve on an FCA vision, sports, or training trip.



You must complete the entire Child Abuse Prevention training in one session. If you leave the training partway through, you will have to start at the beginning.

79 Click on each video and watch in its entirety

FELLOWSHIP OF CHRISTIAN ATHLETES

Child Abuse Prevention

Portal / Training / View

So by watching these trainings, you

00:35 08:00

Watch this video to continue

80 Scroll all the way down each page of the training, answer quiz questions, and click "Submit" or "Next" to progress through the training

FELLOWSHIP OF CHRISTIAN ATHLETES

Child Abuse Prevention

Portal / Training / View

According to the video, which age group is most susceptible to being abused?

Select one

1 12-18 year olds 2 8-11 year olds

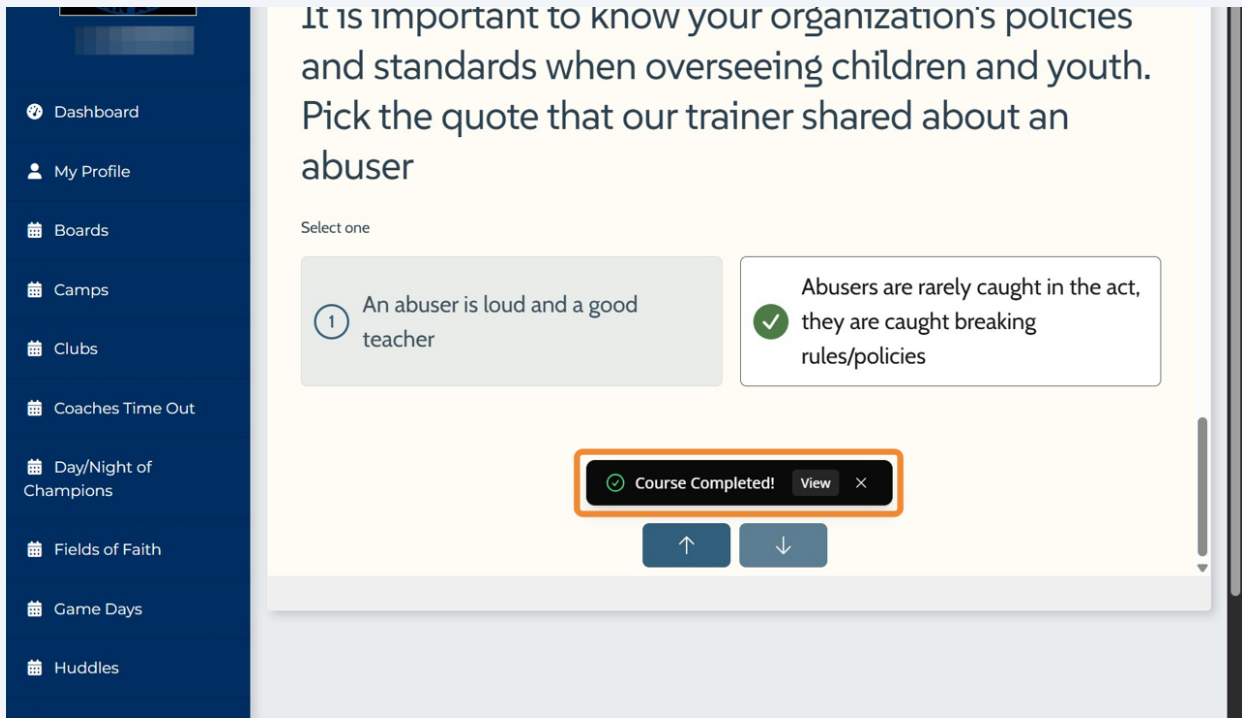
3 4-7 year olds 4 0-3 year olds

Submit

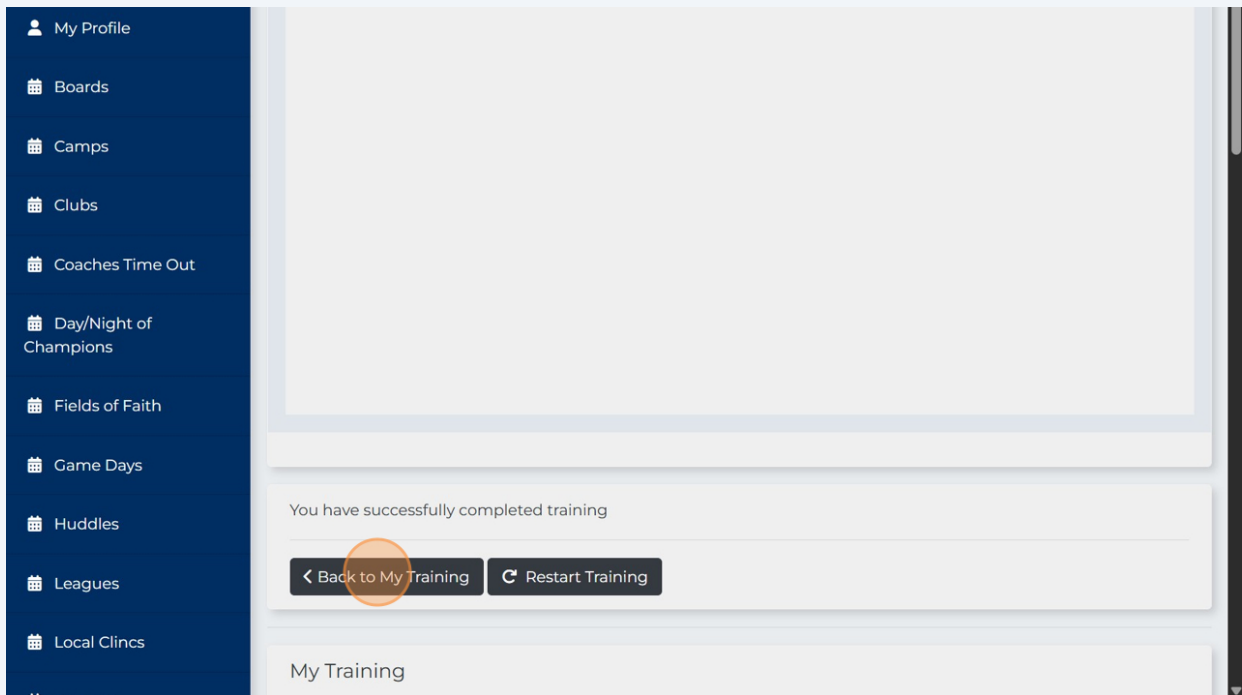
Now that you've watched the video and reviewed the information, let's test your understanding with a short quiz.

Next

81 Upon completion, you will see the "Course Completed" notice

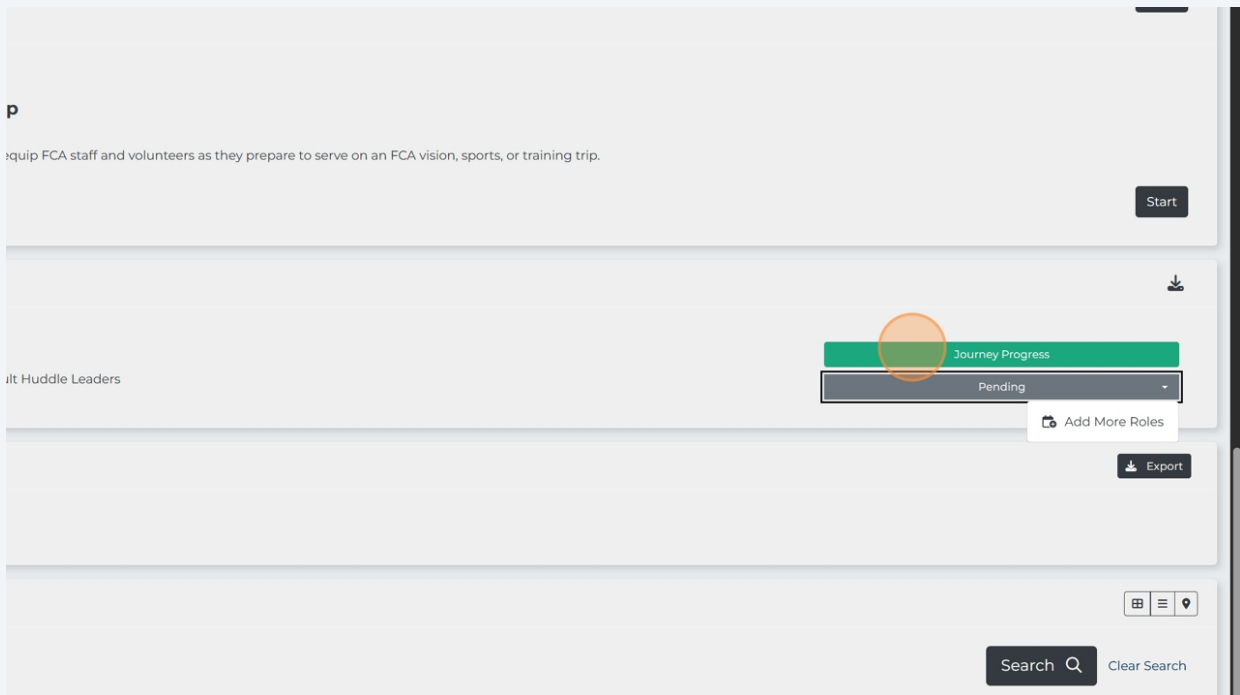


82 After seeing the success message, click "Back to My Training"



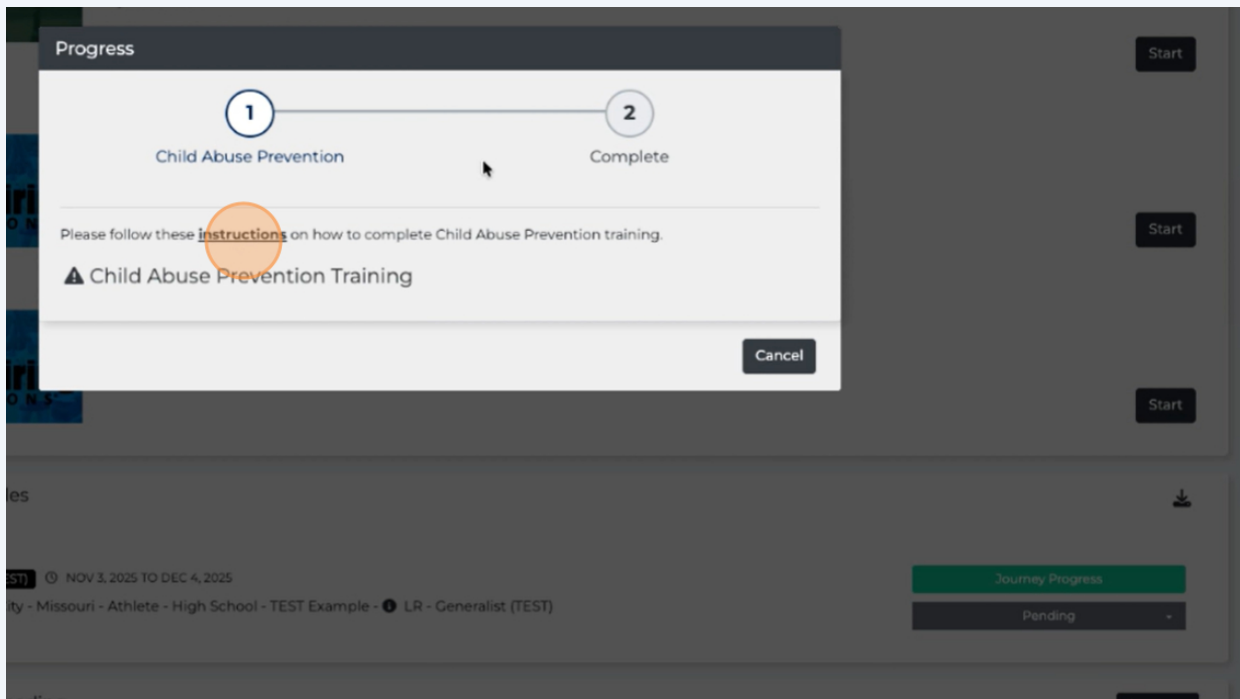
83

Click "Journey Progress" to see any training steps required for your role application

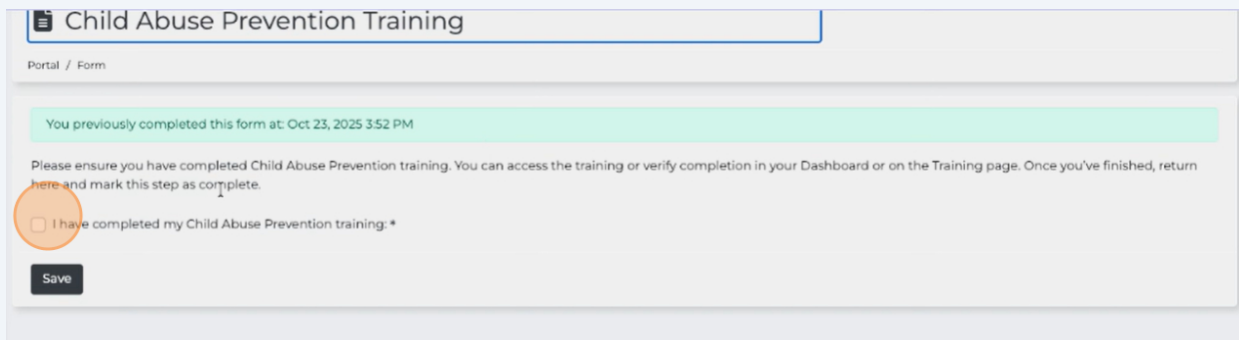


84

Click the "instructions" link to validate your completion of the Child Abuse Prevention training



85 Click the checkbox to confirm your completion of Child Abuse Prevention training



Child Abuse Prevention Training

Portal / Form

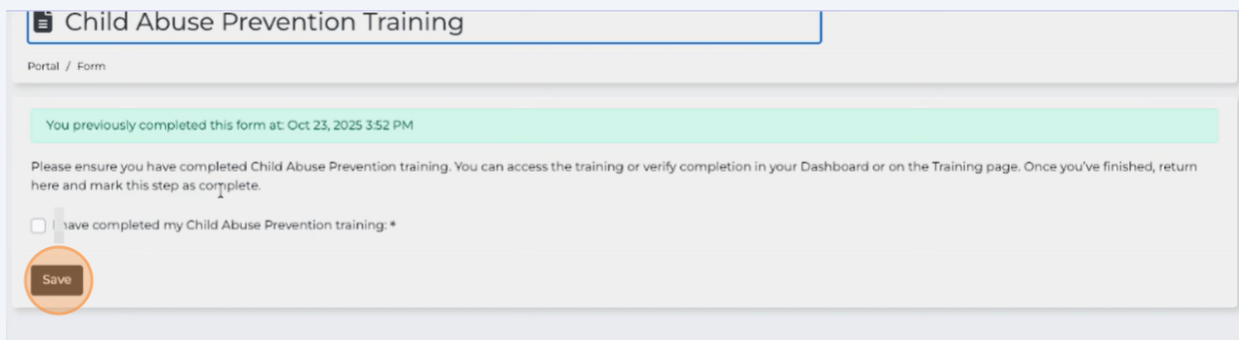
You previously completed this form at: Oct 23, 2025 3:52 PM

Please ensure you have completed Child Abuse Prevention training. You can access the training or verify completion in your Dashboard or on the Training page. Once you've finished, return here and mark this step as complete.

I have completed my Child Abuse Prevention training: *

Save

86 Click "Save"



Child Abuse Prevention Training

Portal / Form

You previously completed this form at: Oct 23, 2025 3:52 PM

Please ensure you have completed Child Abuse Prevention training. You can access the training or verify completion in your Dashboard or on the Training page. Once you've finished, return here and mark this step as complete.

I have completed my Child Abuse Prevention training: *

Save

Understand my application status



Have you complete all the previous steps, but you aren't sure what happens next? Use these steps to check on your progress.

87 Check on your next steps by clicking "Dashboard"

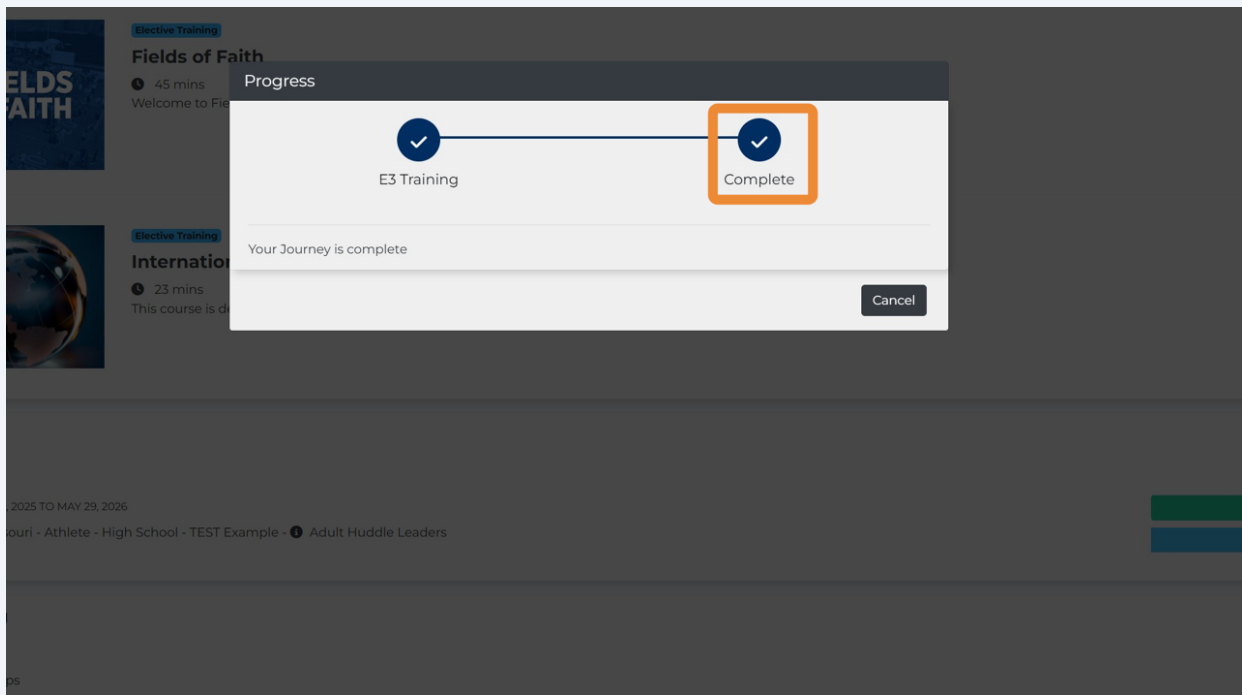
The screenshot shows the FCA Training Portal interface. On the left is a dark blue sidebar with the FCA logo and a list of navigation items: Dashboard (highlighted with a yellow bar), My Profile, Boards, Camps, Clubs, Coaches Time Out, and Day/Night of Champions. The main content area is titled 'Training' and includes a breadcrumb 'Portal / Training / List' and three filter buttons: 'Training Status', 'Training Type', and 'Training Name'. Below the filters, there are two training cards. The first card, 'E3 Overview', is labeled 'Elective Training' and has a 45-minute duration. The second card, 'Huddles', is also labeled 'Elective Training' and has a 35-minute duration. Both cards feature images related to their respective topics.

88 Click "Journey Progress"

The screenshot displays the 'Journey Progress' section of the FCA portal. It features a light gray background with a 'Start' button in the top right corner. Below this, there is a section for 'Huddle Leaders' with a progress bar. The progress bar has a green segment labeled 'Journey Progress' and a blue segment labeled 'Pending staff Approval'. An orange circle highlights the 'Journey Progress' label. To the right of the progress bar is an 'Export' button. At the bottom of the page, there is a search bar with a magnifying glass icon and a 'Clear Search' link.

89

This application journey is complete. Now you must wait for your local FCA staff to approve your application.



After FCA staff have approved your application, you will be asked to complete a background check. Check your email for a "Background Check Request from Fellowship of Christian Athletes" from our partner, Asurint.