


Locate the two wires going to the brushes, DO NOT USE THESE TWO!



Cut one of the excitation wires, does not matter which. Connect one of the big reg wires to one end of the cut wire. Connect the other big red wire to the other end of the cut wire.



Adjust voltage on AVR only after setting RPM for 1860 (62Hz) no load

Load the generator and set the voltage just below lowest voltage at 1770 rpm (59Hz) Do not let RPM go below 1740 (58Hz) fully loaded This will ensure good regulation

Large Red wires voltage adjust



Yellow or white wires

big red wires

yellow or white wires

