REV	ZONE	REVISION DESCRIPTION	APPROVAL/DATE
4		ADDED TERMINAL CONNECTION POINT FOR DCI ICue GATEWAY POWER SUPPLY, 202104464	HP/4-23-21

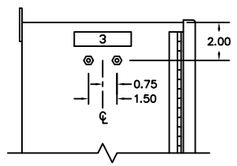

LEFT SIDE VIEW

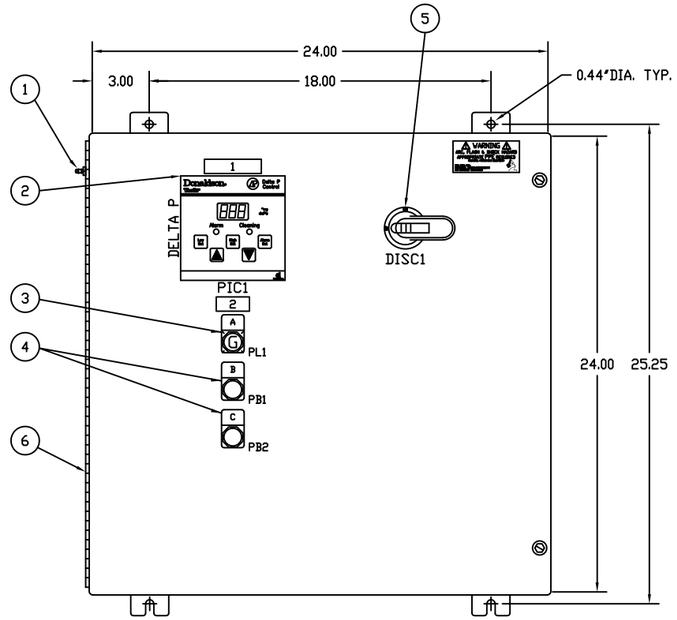

ENCLOSURE:
24.00"H x 24.00"W x 9.00"D
NEMA 12 CONSTRUCTION

FINISH:
EXTERIOR - ASA 61 GRAY

STANDARD ENCLOSURE

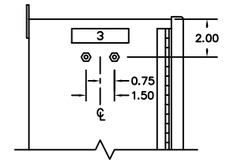

LEFT SIDE VIEW

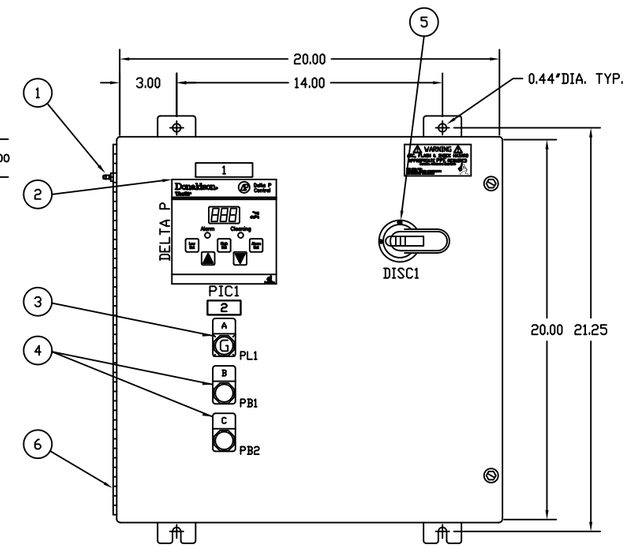

ENCLOSURE:
20.00"H x 20.00"W x 8.00"D
NEMA 12 CONSTRUCTION
WITH ONE 17.0"H x 17.0"W SUBPANEL

FINISH:
EXTERIOR - ASA 61 GRAY

TORIT® PULSE JET CONTROL PANEL
SPECIFICATIONS SHEET

ENCLOSURE (6) - NEMA 12

MOTOR STARTERS (13) - HORSE POWER RATED WITH ADJUSTABLE OVERLOAD.

SHORT CIRCUIT PROTECTION (11, 12) - FUSES OR CIRCUIT BREAKERS (SELLERS DISCRETION).

CONTROL TRANSFORMER (10) - 115VAC

OIL TIGHT IEC PUSHBUTTONS (4).

OIL TIGHT IEC PILOT LIGHT (3).

PULSE CLEANING CONTROL (2, 9) - SOLID STATE TIMER AND TORIT PRESSURE CONTROLLER.

FINISH (6) - GRAY PER ASA-61

SHIPPING WEIGHT (APPROX.) - 75 TO 125 LBS DEPENDENT ON SIZE OF ENCLOSURE AND MOTOR STARTER.

	BLOWER MOTOR HP	PRIMARY VOLTAGE	PART NUMBER
	3	208	8PP-70445-01
	3	240	8PP-70445-02
	3	480	8PP-70445-03
	3	600	8PP-70445-04
	5	208	8PP-70445-05
	5	240	8PP-70445-06
	5	480	8PP-70445-07
	5	600	8PP-70445-08
	7.5	208	8PP-70445-09
	7.5	240	8PP-70445-10
	7.5	480	8PP-70445-11
	7.5	600	8PP-70445-12
	10	208	8PP-70445-13
	10	240	8PP-70445-14
	10	480	8PP-70445-15
	10	600	8PP-70445-16
	15	208	8PP-70445-17
	15	240	8PP-70445-18
	15	480	8PP-70445-19
	15	600	8PP-70445-20
	20	208	8PP-70445-21
	20	240	8PP-70445-22
	20	480	8PP-70445-23
	20	600	8PP-70445-24
*	25	208	8PP-70445-25
*	25	240	8PP-70445-26
	25	480	8PP-70445-27
	25	600	8PP-70445-28
*	30	208	8PP-70445-29
*	30	240	8PP-70445-30
	30	480	8PP-70445-31
	30	600	8PP-70445-32

NAMEPLATE SPECIFICATIONS :
MATERIAL :
GRAVOPLY II, WHT W/BLK LETTERS
LETTER SIZE : .156
A = .75"H x 3.00"W
B = .75"H x 1.75"W

NAMEPLATE SCHEDULE		
NP#	SIZE	DESCRIPTION
1	A	FILTER PRESSURE
2	B	BLOWER
3	A	FILTER PRESSURE B1 HIGH B2 LOW

RINGTAG SCHEDULE	
RTG	DESCRIPTION
A	RUNNING
B	START
C	STOP

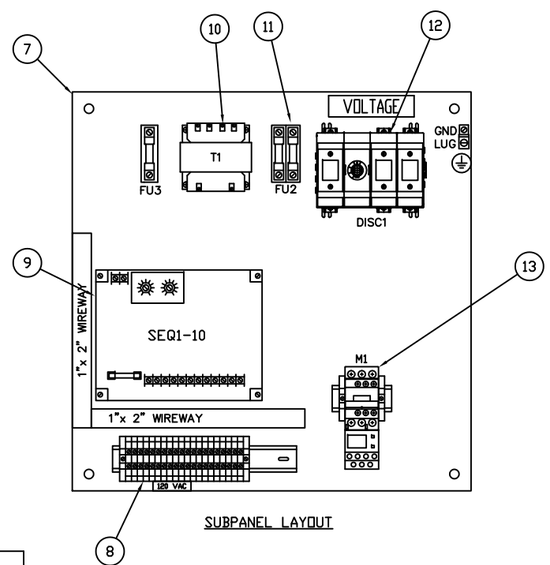

SUBPANEL LAYOUT

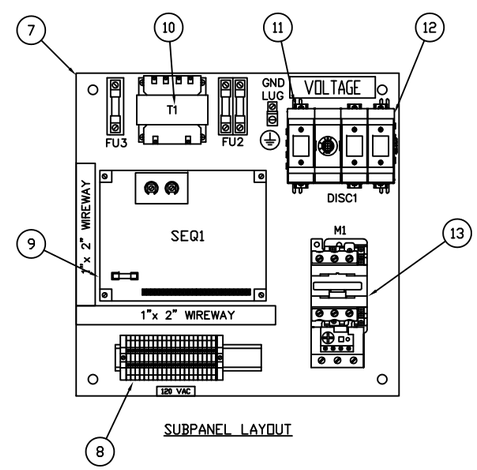

SUBPANEL LAYOUT

* = REQUIRES LARGER ENCLOSURE THAN STANDARD

PNEUMATIC DIAGRAM

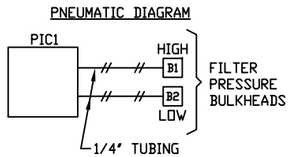

NO.	DESCRIPTION
13	IEC MOTOR STARTER
12	FUSED DISCONNECT
11	CONTROL POWER TRANSFORMER FUSES
10	CONTROL POWER TRANSFORMER
9	SEQUENTIAL PULSE TIMER BOARD
8	120V FIELD CONNECTION TERMINALS
7	ENCLOSURE SUBPANEL
6	NEMA 12 ENCLOSURE
5	DISCONNECT HANDLE
4	START/STOP PUSHBUTTONS
3	BLOWER RUNNING PILOT LIGHT
2	TORIT DELTA P CONTROLLER
1	MALE BARB FITTING

NOTES:

1. SILICONE BASED PRODUCTS SHALL NOT BE USED ANYWHERE IN THIS ASSEMBLY.
2. ALL FIELD CONTROL WIRE TO BE MINIMUM 14 AWG 75°C COPPER, UNLESS OTHERWISE NOTED.
3. ALL CONDUIT HUB RATINGS MUST BE EQUAL TO OR SURPASS THE ASSEMBLY ENVIRONMENTAL RATING.
4. WHEN ORDERING REPLACEMENT PARTS, PLEASE SUPPLY THE JOB NUMBER AS SHOWN INSIDE THE CONTROL PANEL DOOR.
5. MANUFACTURERS OF COMPONENTS USED IN THIS ASSEMBLY ARE SUBJECT TO CHANGE WITHOUT NOTICE.
6. THIS DOCUMENT IS TO REMAIN IN THIS ELECTRICAL CONTROL ENCLOSURE. PLEASE DO NOT REMOVE.

MATERIAL	RELEASE NO. 99A6347	TITLE ELECTRIC CONTROL PANEL FOR IEC QUICK SHIP / DELTA P DFO/T COLLECTOR	Donaldson Industrial Group Minneapolis, MN
	DATE 2-11-99		
	EXP DATE		
	DWN S. BLOCH	NUMBER 8PP 70445-__	
REFERENCE	DATE AUG. 27, 1998		
	CHK G. PHELPS		
	DATE AUG. 27, 1998	SCALE NA / SHEET 1 OF 1	REVISION 4
PREVIOUS DRAWING NO.	APVD R. JORGENSON	c/c CACO ACAD	
DO NOT SCALE / TOLERANCES UNLESS OTHERWISE SPECIFIED 2 PL ± 3 PL ± ANGLES ±	DATE FEB. 11, 1999	SECTIONAL SIZE / OUTLINE SIZE	IAF
	THIRD ANGLE PROJECTION	DESIGN CONTROL A004 / DWG LOCATION A101	VERSION A

All rights to manufacture, copy, reproduce, or dispose of this drawing or its contents are reserved unless otherwise specified in writing by Donaldson Company, Inc.

D