

Technical sheet :

VJR 26

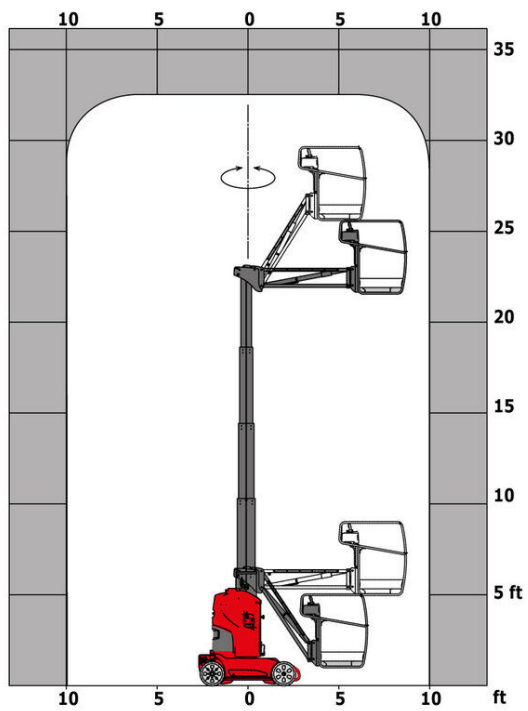


Capacities		Imperial
Working height	h21	32 ft 4 in
Platform height	h7	25 ft 9 in
Max. outreach	r1	10 ft 4 in
Overhang	h31	21 ft 11 in
Pendular arm rotation (bottom)		+70 °
Platform capacity	Q	441 lbs
Turret rotation		350 °
Number of people (inside / outside)		2 / 1
Weight and dimensions		
Platform weight*		5842 lbs
Platform dimensions (length x width)	lp / ep	3 ft 8 in x 3 ft 1 in
Overall width	b1	3 ft 3 in
Overall length	l1	9 ft 2 in
Overall height	h17	6 ft 6 in
Floor height (access)	h20	1 ft 8 in
Jib length	l13	4 ft 11 in
Internal turning radius (over tyres)	b13	1 ft 11 in
External turning radius	Wa3	6 ft 10 in
Plugs / stability bars ground clearance	m6	1 in
Ground clearance at centre of wheelbase	m2	4 in
Wheelbase	y	3 ft 11 in
Performances		
Drive speed - stowed		3 mph
Drive speed - raised		0 mph
Gradeability		25 %
Permissible leveling		2 °
Wheels		
Tyres type		Solid non-marking tires
Dimensions of front wheels / rear wheels		0.41 x 0.13m - 0.41 x 0.13m
Drive wheels (front / rear)		0 / 2
Steering wheels (front / rear)		2 / 0
Braking wheels (front / rear)		0 / 2
Engine/Battery		
Electric Pump		3 kW
Number of hydraulic pump / Capacity of hydraulic pump		2 x 0 in³
Battery / Batteries capacity		24 V / 250 Ah
Integrated charger (V / A)		24 V / 30 mA
Miscellaneous		
Number of cycles with STD Battery (HIRD)		29
Ground Pressure		171 PSI
Hydraulic Pressure		2031 PSI
Hydraulic tank capacity		6 US gal
Standards compliance		
This machine is in compliance with:		ANSI A92.20-2018 CSA B354.6 ICES-002-Issue 6 Standard Canadian EMC


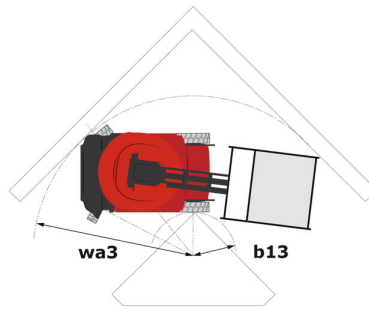
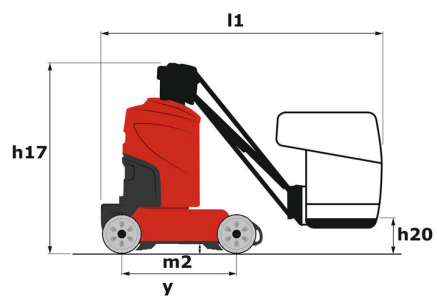
*Varies according to options and standards of the country to which the machine is delivered

VJR 26 - Load chart

Load Chart imperial



VJR 26 - Dimensional drawing



Equipment

Standard

110 V plug with differential circuit breaker

Audible alarm and illuminated indicator lamp (leveling, overload, lowering)

Battery charge indicator lamp

CAN bus technology

Emergency stop button in platform and on frame

Fixed pothole protection

Fork pockets

Horn in the platform

Hour meter

Integrated diagnostic assistance

Manual emergency lowering

Multi-voltage integrated charger

Negative-type braking on rear wheels

Non-marking rubber tyres

Pendular arm

Platform with open-work floor

Proportional controls

Slinging and securing rings

Tool box in platform

Traction battery

Optional

Access control keypad for easy link

Air predisposition

Beep on every movement

Biodegradable oil

Coded anti-start

Extreme cold oil

Water predisposition

Working headlight in platform



Siège Social

430 rue de l'Aubinière - 44150 Ancenis Cedex - France

Tel: +33(0)2 40 09 10 11 - Fax: +33 (0)2 40 09 10 97

www.manitou.com



This brochure describes versions and configuration options for Manitou products which may be fitted with different equipment. The equipment described in this brochure may be standard, optional or not available depending on version. Manitou reserves the right to change the specifications shown and described at any time and without prior warning. The manufacturer is not liable for the specifications given. For more information, contact your Manitou dealer. Non-contractual document. Product descriptions may differ from actual products. List of specifications is not comprehensive. The logos and visual identity of the company are the property of Manitou and may not be used without authorisation. All rights reserved. The photos and diagrams contained in this brochure are provided for information only.

MANITOU BF SA - Limited company with board of directors - Share capital: 39,668,399 euros - 857 802 508 RCS Nantes