

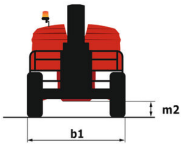
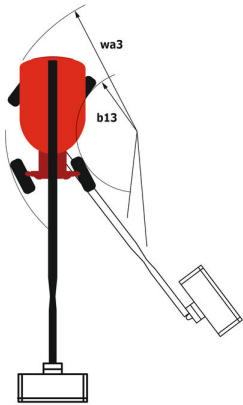
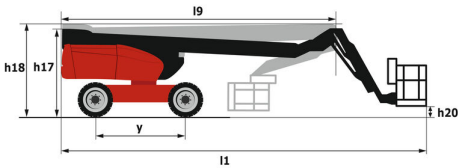
Technical sheet :

TJ 65+



Capacities		Imperial
Working height	h21	72 ft 2 in
Platform height	h7	64 ft 9 in
Max. outreach	r1	58 ft 4 in
Pendular arm rotation (bottom)		+63 °
Platform capacity	Q	899 lbs
Turret rotation		360 °
Platform rotation (right / left)		90 ° / 90 °
Number of people (inside / outside)		3 / 3
Weight and dimensions		
Platform weight*		29983 lbs
Platform dimensions (length x width)	lp / ep	7 ft 7 in x 2 ft 11 in
Overall width	b1	8 ft 2 in
Overall length	l1	33 ft
Overall height	h17	8 ft 9 in
Overall length (stowed)	l9	24 ft 1 in
Overall height (stowed)	h18	9 ft 11 in
Floor height (access)	h20	1 ft 3 in
Jib length	l13	6 ft 7 in
Counterweight offset (turret at 90°)	a7	4 ft 5 in
Internal turning radius (over tyres)	b13	6 ft 7 in
External turning radius	Wa3	14 ft 5 in
Ground clearance at centre of wheelbase	m2	1 ft 5 in
Wheelbase	y	9 ft 2 in
Performances		
Drive speed - stowed		3 mph
Drive speed - raised		1 mph
Gradeability		40 %
Wheels		
Tyres type		Solid Tyres Cured-On
Drive wheels (front / rear)		2 / 2
Steering wheels (front / rear)		2 / 2
Braking wheels (front / rear)		2 / 2
Engine/Battery		
Engine brand / model		Kubota - D1803-CR-TIE4B
I.C. Engine power rating / Power (kW)		49.60 Hp / 37 kW
Miscellaneous		
Ground Pressure		265 PSI
Hydraulic Pressure		5802 PSI
Hydraulic tank capacity		25 US gal
Fuel tank		19 US gal
Vibration on hands/arms		< 0 m/s²
Standards compliance		
This machine is in compliance with:		ANSI A92.20-2018 CSA B354.6 ICES-002-Issue 6 Standard Canadian EMC

TJ 65+ - Dimensional drawing



Equipment

Standard

230V Predisposition

4 simultaneous movements

4 wheel drive

4 wheel steer with crab mode

Audible alarm and illuminated indicator lamp (leveling, overload, lowering)

Backup electrical pump

Basket 2,300 mm

Continuous turret rotation

Differential locking on rear axle

Drive enable

Electronic platform compensation

Emergency stop button in platform and on frame

Engine on swivel chair

Flashing Light

Front axle with limited slip

Fuel gauge with low level indicator

Integrated diagnostic assistance

Management via engine speed bearing

Oscillating front axle

Protective cover for control panel

Remote control for transport

Optional

110 V plug with differential circuit breaker

Air predisposition

Beep on every movement

Beep upon travel

Biodegradable oil

Coded anti-start

Cold weather kit

Non-marking tyres

Onboard generator (5 kW)

Panel support kit

SMS : Safe Man System

Screen protection on the lower box control

Turret cover with key lock

Water predisposition

Welder ready package

Working light



Siège Social

430 rue de l'Aubinière - 44150 Ancenis Cedex - France

Tel: +33(0)2 40 09 10 11 - Fax: +33 (0)2 40 09 10 97

www.manitou.com



This brochure describes versions and configuration options for Manitou products which may be fitted with different equipment. The equipment described in this brochure may be standard, optional or not available depending on version. Manitou reserves the right to change the specifications shown and described at any time and without prior warning. The manufacturer is not liable for the specifications given. For more information, contact your Manitou dealer. Non-contractual document. Product descriptions may differ from actual products. List of specifications is not comprehensive. The logos and visual identity of the company are the property of Manitou and may not be used without authorisation. All rights reserved. The photos and diagrams contained in this brochure are provided for information only.

MANITOU BF SA - Limited company with board of directors - Share capital: 39,668,399 euros - 857 802 508 RCS Nantes