

Technical sheet :

# **ATJ 60**

---

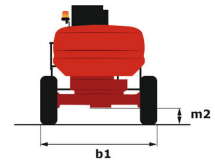
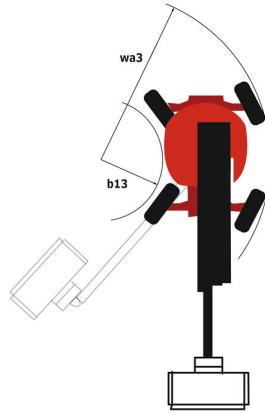
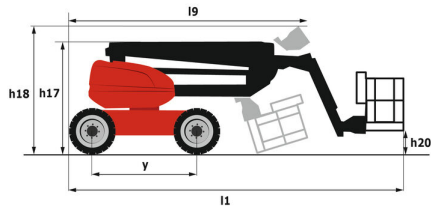


Capacities		Imperial
Working height	h21	66 ft 9 in
Platform height	h7	60 ft 2 in
Max. outreach	r1	39 ft 4 in
Overhang	h31	50 ft
Pendular arm rotation (bottom)		+66 °
Platform capacity	Q	500 lbs
Turret rotation		360 °
Platform rotation (right / left)		90 ° / 90 °
Number of people (inside / outside)		2 / 2
Weight and dimensions		
Platform weight*		22267 lbs
Platform dimensions (length x width)	lp / ep	6 ft 11 in x 2 ft 7 in
Overall width	b1	7 ft 10 in
Overall length	l1	27 ft 8 in
Overall height	h17	8 ft 11 in
Overall length (stowed)	l9	20 ft 5 in
Overall height (stowed)	h18	9 ft 3 in
Floor height (access)	h20	1 ft 8 in
Counterweight offset (turret at 90°)	a7	4 in
Internal turning radius (over tyres)	b13	4 ft 2 in
External turning radius	Wa3	12 ft 10 in
Ground clearance at centre of wheelbase	m2	1 ft 5 in
Wheelbase	y	7 ft 10 in
Performances		
Drive speed - stowed		3 mph
Drive speed - raised		1 mph
Gradeability		40 %
Wheels		
Tyres type		Solid Tyres Cured-On
Drive wheels (front / rear)		2 / 2
Steering wheels (front / rear)		2 / 2
Braking wheels (front / rear)		0 / 2
Engine/Battery		
Engine brand / model		Kubota - D1803-CR-TIE4B
I.C. Engine power rating / Power (kW)		42.90 Hp / 32.80 kW
Miscellaneous		
Ground Pressure		300 PSI
Hydraulic Pressure		4931 PSI
Hydraulic tank capacity		21 US gal
Fuel tank		21 US gal
Noise to environment (LwA)		< 102 dB(A)
Vibration on hands/arms		< 0.50 m/s²
Standards compliance		
This machine is in compliance with:		ANSI A92.20-2018 CSA B354.6 ICES-002-Issue 6 Standard Canadian EMC

\*Varies according to options and standards of the country to which the machine is delivered

\*\* According to "REDUCE cycle"

## ATJ 60 - Dimensional drawing



# Equipment

## Standard

4 simultaneous movements

4 wheel drive

4 wheel steer with crab mode

Audible alarm and illuminated indicator lamp (leveling, overload, lowering)

Backup electrical pump

Battery cut-off

CAN bus technology

Differential locking on rear axle

Easy Manager

Emergency stop button in platform and on frame

Engine on swivel chair

Lift and drive

Lockable fuel cap

Oscillating front axle

## Optional

Air predisposition

Beep on every movement

Beep upon travel

Biodegradable oil

Cold weather kit

Continuous turret rotation

Onboard generator (5 kW)

Working light



Siège Social

430 rue de l'Aubinière - 44150 Ancenis Cedex - France

Tel: +33(0)2 40 09 10 11 - Fax: +33 (0)2 40 09 10 97

[www.manitou.com](http://www.manitou.com)



This brochure describes versions and configuration options for Manitou products which may be fitted with different equipment. The equipment described in this brochure may be standard, optional or not available depending on version. Manitou reserves the right to change the specifications shown and described at any time and without prior warning. The manufacturer is not liable for the specifications given. For more information, contact your Manitou dealer. Non-contractual document. Product descriptions may differ from actual products. List of specifications is not comprehensive. The logos and visual identity of the company are the property of Manitou and may not be used without authorisation. All rights reserved. The photos and diagrams contained in this brochure are provided for information only.

MANITOU BF SA - Limited company with board of directors - Share capital: 39,668,399 euros - 857 802 508 RCS Nantes