

Protective Barrier Systems





CRL offers a comprehensive line of Protective Barrier Systems that provide optimum function and flexibility. Designed to shield from contamination, the systems feature frameless profiles for maximum visibility and contemporary looks. Our Protective Barrier Systems are easy to clean and disinfect. They're available in floor mount and countertop configurations for added versatility. Applications include schools, restaurants, retail, office interiors, healthcare, and more.







Countertop/Table Top

Barrier Brackets, Bases, and Posts

Countertop/Table Top

Soho Base - (2) Sizes

Product Features

- Easy Setup (No Tools Required)
- Frameless Design
- Freestanding / Lightweight
- Easy to Clean and Disinfect
- Brushed Stainless Steel Finish
- For Use with Acrylic Panels

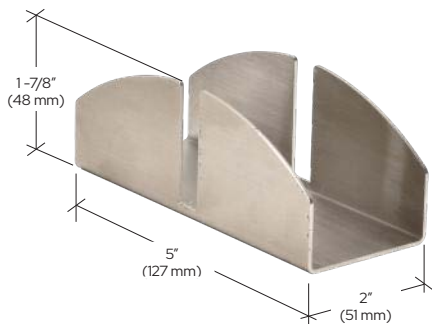


Available Acrylic Sizes (Sold Separately)*

CAT. NO.	WIDTH	HEIGHT	NOTCH	THICKNESS
PBA1	23-5/8" (600 mm)	31-5/8" (803 mm)	---	1/4" (6 mm)
PBA2N	30" (762 mm)	40" (1016 mm)	10" X 6" (254 x 152 mm)	3/8" (10 mm)
PBA10	36" (914 mm)	12" (305 mm)	---	1/4" (6 mm)
PBA8	36" (914 mm)	25-5/8" (651 mm)	---	1/4" (6 mm)
PBA9	47-1/2" (1206 mm)	12" (305 mm)	---	1/4" (6 mm)
PBA5	47-1/2" (1206 mm)	23-5/8" (600 mm)	---	1/4" (6 mm)
PBA6	47-1/2" (1206 mm)	30" (762 mm)	---	1/4" (6 mm)
PBA7	47-1/2" (1206 mm)	35-3/4" (908 mm)	---	1/4" (6 mm)

*Panels have 1/2" (12 mm) Radius Corners

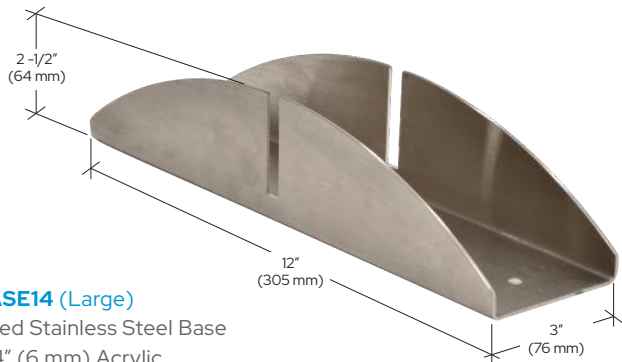
Small



PSBASE14S (Small)

Brushed Stainless Steel Base
for 1/4" (6 mm) Acrylic

Large



PSBASE14 (Large)

Brushed Stainless Steel Base
for 1/4" (6 mm) Acrylic
(Includes Optional Mounting Holes)


PSBASE38 (Large)

Brushed Stainless Steel Base
for 3/8" (10 mm) Acrylic
(Includes Optional Mounting Holes)

Wave Base

Product Features

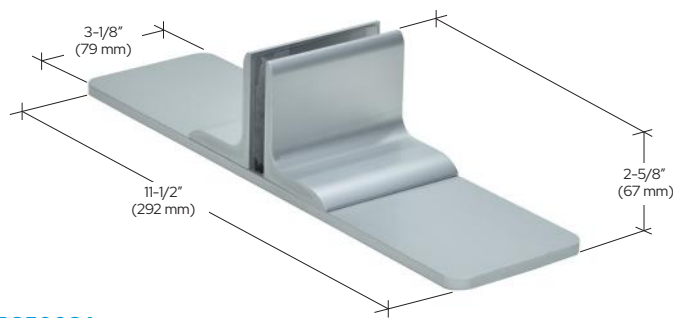
- Easy Setup
- Accomodates 1/4" to 3/8" (6 to 10 mm) Acrylic or Glass Panels
- Frameless Design
- Freestanding / Lightweight
- Easy to Clean and Disinfect
- Satin Anodized & Black Anodized Finishes
- Bases Sold in Pairs



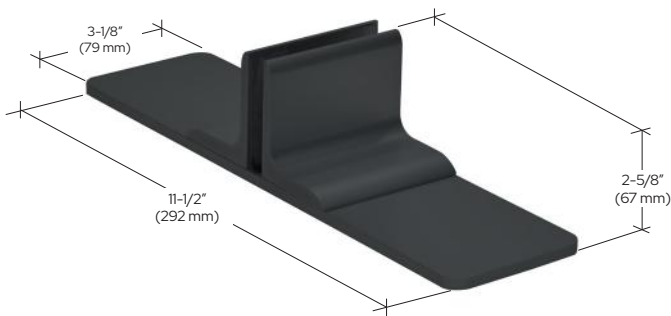
Available Acrylic Sizes (Sold Separately)*

CAT. NO.	WIDTH	HEIGHT	NOTCH	THICKNESS
PBA1	23-5/8" (600 mm)	31-5/8" (803 mm)	---	1/4" (6 mm)
PBA2N	30" (762 mm)	40" (1016 mm)	10" X 6" (254 x 152 mm)	3/8" (10 mm)
PBA10	36" (914 mm)	12" (305 mm)	---	1/4" (6 mm)
PBA8	36" (914 mm)	25-5/8" (651 mm)	---	1/4" (6 mm)
PBA9	47-1/2" (1206 mm)	12" (305 mm)	---	1/4" (6 mm)
PBA5	47-1/2" (1206 mm)	23-5/8" (600 mm)	---	1/4" (6 mm)
PBA6	47-1/2" (1206 mm)	30" (762 mm)	---	1/4" (6 mm)
PBA7	47-1/2" (1206 mm)	35-3/4" (908 mm)	---	1/4" (6 mm)

*Panels have 1/2" (12 mm) Radius Corners



PPS500SA
Sold in Set of 2



PPS500MBL
Sold in Set of 2

Countertop/Table Top

Freestanding T-Post

Product Features

- Easy to Assemble
 - Freestanding/Lightweight
 - Easy to Clean and Disinfect
 - No Need to Drill Holes in Glass or Acrylic
- Brushed Stainless Steel Finish
 - Custom Sizes Available
 - Accepts 1/4" (6 mm) to 3/8" (10 mm) Glass or Acrylic


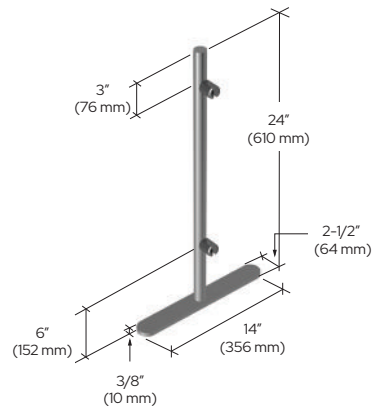
Available Acrylic Sizes (Sold Separately)*

CAT. NO.	WIDTH	HEIGHT	NOTCH	THICKNESS
PBA1	23-5/8" (600 mm)	31-5/8" (803 mm)	---	1/4" (6 mm)
PBA2N	30" (762 mm)	40" (1016 mm)	10" x 6" (254 x 152 mm)	3/8" (10 mm)
PBA5	47-1/2" (1206 mm)	23-5/8" (600 mm)	---	1/4" (6 mm)
PBA6	47-1/2" (1206 mm)	30" (762 mm)	---	1/4" (6 mm)
PBA7	47-1/2" (1206 mm)	35-3/4" (908 mm)	---	1/4" (6 mm)
PBA8	36" (914 mm)	23-5/8" (600 mm)	---	1/4" (6 mm)

*Panels have 1/2" (12 mm) Radius Corners


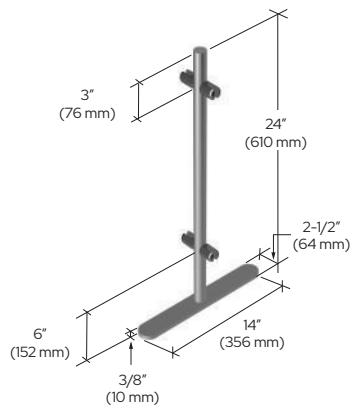
PP24E

24" (610 mm) Tall End Post




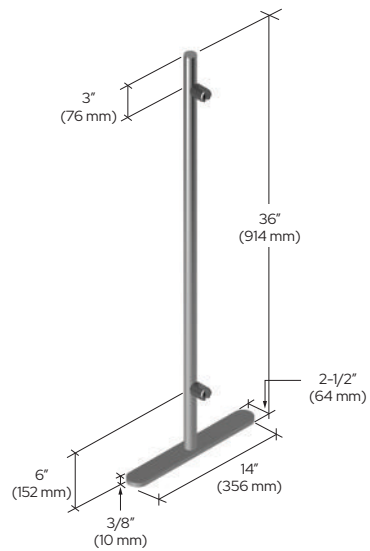
PP24C

24" (610 mm) Tall Center Post




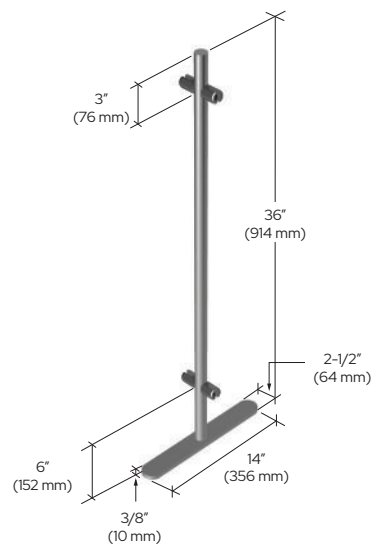
PP36E

36" (914 mm) Tall End Post



PP36C

36" (914 mm) Tall Center Post



Additional Information

The top fittings are 3" (76 mm) from the top of the tube, and the bottom fittings are 6" (152 mm) from the bottom to the leading edge of the fittings.

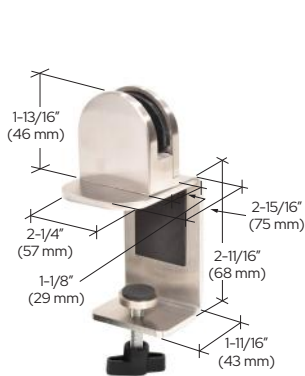
Countertop/Table Top

C-Clamp

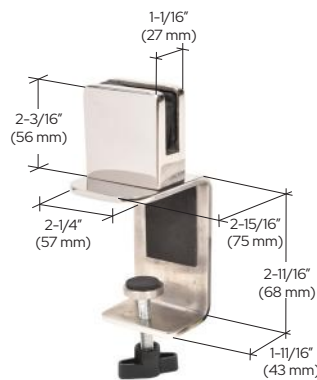
CRL Stainless-Steel C-Clamps offer a fast and flexible solution. Clamps easily attach to surfaces with no drilling required. The bracket pivots 360 degrees allowing for the barrier to be placed on the edge of a surface, across it, or in a diagonal position.



Available Profiles:



Round



Square



Standoff*

Pivots 360 degrees to allow clamp placement around all edges of a table.

*Standoff base can be purchased separately.



Additional Benefits Include:

- Easy installation and positioning
- Interior rubber lining protects surfaces
- No drilling required
- Accommodates 1/4" to 3/8" (6 to 10 mm) glass or acrylic
- Durable stainless-steel construction, in brushed or polished finish
- Choose from round, square, or standoff profiles

Clamps

CAT. NO.	DESCRIPTION	MAX GRIP	GLASS THICKNESS
PSC206ZSBS	Brushed Stainless Steel SQR C-Clamp	2" (51 mm)	1/4" (6 mm)
PSC206ZSPS	Polished Stainless Steel SQR C-Clamp	2" (51 mm)	1/4" (6 mm)
PSC206ZRBS	Brushed Stainless Steel RND C-Clamp	2" (51 mm)	1/4" (6 mm)
PSC206ZRPS	Polished Stainless Steel RND C-Clamp	2" (51 mm)	1/4" (6 mm)
PSC210ZSBS	Brushed Stainless Steel SQR C-Clamp	2" (51 mm)	3/8" (10 mm)
PSC210ZSPS	Polished Stainless Steel SQR C-Clamp	2" (51 mm)	3/8" (10 mm)
PSC210ZRBS	Brushed Stainless Steel RND C-Clamp	2" (51 mm)	3/8" (10 mm)
PSC210ZRPS	Polished Stainless Steel RND C-Clamp	2" (51 mm)	3/8" (10 mm)
PSC310ZSBS	Brushed Stainless Steel SQR C-Clamp	3" (76 mm)	3/8" (10 mm)
PSC310ZSPS	Polished Stainless Steel SQR C-Clamp	3" (76 mm)	3/8" (10 mm)
PSC310ZRBS	Brushed Stainless Steel RND C-Clamp	3" (76 mm)	3/8" (10 mm)
PSC310ZRPS	Polished Stainless Steel RND C-Clamp	3" (76 mm)	3/8" (10 mm)
PSC206SMBS	Brushed Stainless Steel Slot Standoff	2" (51 mm)	1/4" (6 mm)
PSC206SMPS	Polished Stainless Steel Slot Standoff	2" (51 mm)	1/4" (6 mm)
PSC210SMBS	Brushed Stainless Steel Slot Standoff	2" (51 mm)	3/8" (10 mm)
PSC210SMPS	Polished Stainless Steel Slot Standoff	2" (51 mm)	3/8" (10 mm)
PSC306SMBS	Brushed Stainless Steel Slot Standoff	3" (76 mm)	1/4" (6 mm)
PSC306SMPS	Polished Stainless Steel Slot Standoff	3" (76 mm)	1/4" (6 mm)
PSC310SMBS	Brushed Stainless Steel Slot Standoff	3" (76 mm)	3/8" (10 mm)
PSC310SMPS	Polished Stainless Steel Slot Standoff	3" (76 mm)	3/8" (10 mm)

Available Acrylic Sizes (Sold Separately)*

CAT. NO.	WIDTH	HEIGHT	NOTCH	THICKNESS
PBA1	23 5/8" (600 mm)	31-5/8" (803 mm)	---	1/4" (6 mm)
PBA2N	30" (762 mm)	40" (1016 mm)	10" x 6" (254 to 152 mm)	3/8" (10 mm)
PBA10	36" (914 mm)	12" (305 mm)	---	1/4" (6 mm)
PBA8	36" (914 mm)	23-5/8" (600 mm)	---	1/4" (6 mm)
PBA9	47-1/2" (1206 mm)	12" (305 mm)	---	1/4" (6 mm)
PBA5	47-1/2" (1206 mm)	23-5/8" (600 mm)	---	1/4" (6 mm)
PBA6	47-1/2" (1206 mm)	30" (762 mm)	---	1/4" (6 mm)
PBA7	47-1/2" (1206 mm)	35-3/4" (908 mm)	---	1/4" (6 mm)

*Panels have 1/2" (12 mm) Radius Corners

Countertop/Table Top

Adjustable U-Clamps

New Adjustable U-Clamps are designed for use with CRL Z-Clamps to create a versatile barrier system. Easily attach them to existing vertical surfaces by simply sliding the clamping mechanism to the desired location and tightening screws. No drilling or permanent installation is required. Adjustable U-Clamps are compatible with Z-Clamps that accommodate 1/4", 5/16", or 3/8" thick extension panels, and are offered in round and square profiles.

Product Features


- Smart 2-way design accommodates 1-1/2" to 4" wide surface thicknesses
- Frameless design provides unobstructed views
- No drilling required
- Durable stainless steel construction
- Provides up to 40" extension to divider height, not to exceed 72" overall



Shown with
Round Z-Clamp*




Shown with
Square Z-Clamp*




*Sold separately

PSCV1BS

Easily Configure into Two Sizes



configuration "A"



configuration "B"



Compatible Z-Series Clamps (Sold Separately)

CAT. NO.	SHAPE	FINISH	GLASS/ACRYLIC THICKNESS
Z506BS	Round	Brushed Stainless	1/4" to 5/16" (6 to 8 mm)
Z510BS	Round	Brushed Stainless	3/8" (10 mm)
Z512BS	Round	Brushed Stainless	1/2" to 9/16" (12 to 13.52 mm)
Z906BS	Square	Brushed Stainless	1/4" to 5/16" (6 to 8 mm)
Z910BS	Square	Brushed Stainless	3/8" (10 mm)
Z912BS	Square	Brushed Stainless	1/2" to 9/16" (12 to 13.52 mm)

Available Acrylic Sizes (Sold Separately)*

CAT. NO.	WIDTH	HEIGHT	NOTCH	THICKNESS
PBA1	23-5/8" (600 mm)	31-5/8" (803 mm)	---	1/4" (6 mm)
PBA2N	30" (762 mm)	40" (1016 mm)	10" x 6" (254 to 152 mm)	3/8" (10 mm)
PBA10	36" (914 mm)	12" (305 mm)	---	1/4" (6 mm)
PBA8	36" (914 mm)	23-5/8" (600 mm)	---	1/4" (6 mm)
PBA9	47-1/2" (1206 mm)	12" (305 mm)	---	1/4" (6 mm)
PBA5	47-1/2" (1206 mm)	23-5/8" (600 mm)	---	1/4" (6 mm)
PBA6	47-1/2" (1206 mm)	30" (762 mm)	---	1/4" (6 mm)
PBA7	47-1/2" (1206 mm)	35-3/4" (908 mm)	---	1/4" (6 mm)

*Panels have 1/2" (12 mm) Radius Corners







Floor Mount


Freestanding Barrier Posts

Floor Mount

Freestanding F-Post Barrier

Product Features

- Easy to Assemble
- Freestanding
- Frameless Design
- Easy to Clean and Disinfect
- Brushed or Polished Stainless Steel Finish
- Maximum Panel Height 72" (1829 mm)
- For Use with Acrylic or Glass Panels
- Two Mounting Locations for Full Height or Partial Panels



Available Acrylic Sizes (Sold Separately)*

CAT. NO.	WIDTH	HEIGHT
PBA3	47-1/2" (1206 mm)	44-1/2" (1130 mm)
PBA4	47-1/2" (1206 mm)	68" (1727 mm)

*Panels have 1/2" (12 mm) Radius Corners

FSP47ELBS (Left)

Brushed Stainless Steel
Freestanding Post Fixed End

FSP47ELPS (Left)

Polished Stainless Steel
Freestanding Post Fixed End

FSP47ERBS (Right)

Brushed Stainless Steel
Freestanding Post Fixed End

FSP47ERPS (Right)

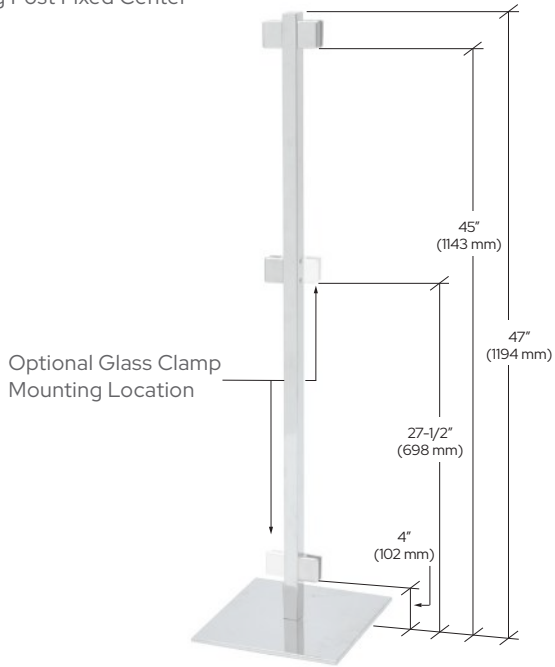
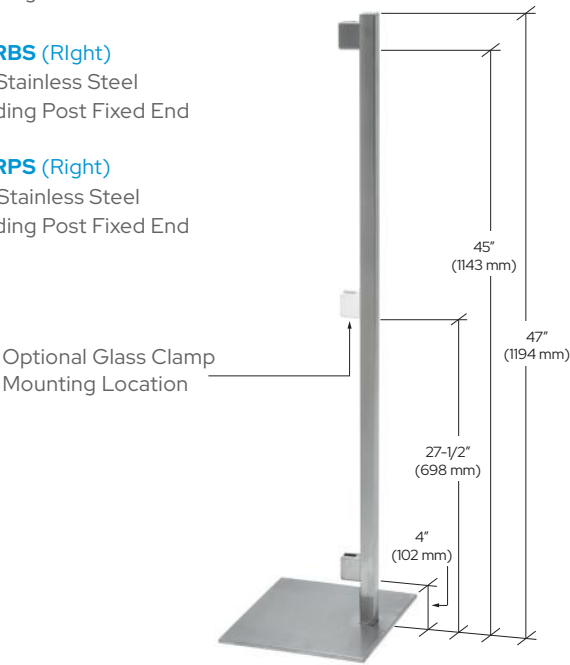
Polished Stainless Steel
Freestanding Post Fixed End

FSP47CPBS (Center)

Brushed Stainless Steel
Freestanding Post Fixed Center

FSP47CPPS (Center)

Polished Stainless Steel
Freestanding Post Fixed Center



Freestanding H-Post Barrier

The Freestanding H-Post Barrier is designed to maintain maximum visibility, while delivering a sturdy, long-lasting barrier solution. With a brushed aluminum center post and stainless steel hinges and base, this modern fixture is ideal for high-end interior and exterior applications. The hinges offer hold-open and hold-close options to provide greater flexibility.



Additional Benefits Include:

- Slim Square Post Design
- For use with 1/4" to 5/16" (6 to 8 mm) Acrylic or Glass Panels
- Multiple Panel Configurations on a Single Post
- Hold-Open and Hold-Close Panel Swing Positions
- Easy to Assemble
- Easy to Clean and Disinfect
- Durable Aluminum Post with Stainless Steel Hinges and Base
- Stock or Custom Heights Available

For more information, contact us at
800.421.6144
showers.security@crlaurence.com