

140 YEARS  
**LANGLADE  
COUNTY  
FAIR**

**TRAILS OF TRADITION**

**JULY 30–AUG. 2, 2026**



**2026 Langlade County Fair Book**

[www.langladecountyfair.net](http://www.langladecountyfair.net)

## Langlade County Fair Board:

Dennis Klement  
Lynda Solin  
Diane Menting

Adeline Hess  
Shelli Hagerty  
Charlie Wild

Nick Wild  
Steve Menting

### Fair Coordinator:

Rhonda Klement 715-219-2012

### Exhibitor Coordinator:

Becky Seis 715-610-5085

### Fair Superintendents:

\*All names subject to change

- **Cats:** Jennifer Kressin 262-939-9374
- **Dogs:** Jennifer Kressin 262-939-9374  
Sonia Callewaert
- **Horses:** Carol Lese 715-627-4123  
Patti Brockman 715-216-3077  
Shaughn Novy 715-610-1065
- **Poultry:** Carrie Wiley 715-573-1681  
Corey Curtis 715-518-4114
- **Rabbits:** Kathy Hohensee 715-610-3042  
Morgan Rank 715-219-5771
- **Livestock Pavilion Committee:**  
Charlie Wild 715-216-1551  
Dann Lucht 715-219-2015  
Jason Nagel 715-216-4614  
Heather Noskowiak 715-216-2289  
Shelli Hagerty 920-246-2799  
Lily Noble 715-219-7696  
Amber Clark 715-581-0872
- **Antiques:** Elaine Higgins 715-610-7824  
Gerri Lenzner 715-216-4091
- **Cultural Arts & Hearts That Shine:** TBD
- **Clothing, Home Furnishings, Knitting & Crocheting:**  
TBD
- **Food & Nutrition:** Suzy Uttecht  
Joanne Chrudimski 715-627-4107  
*Cake Auction:* Diane Preboski 715-219-3550  
or Jolene Koeppel 715-216-0014
- **Plant & Soil Science, Flowers & Houseplants:**  
Patsy Doleshal 715-627-4189  
Adeline Hess 715-623-6922
- **Photography:** Christine Powell 920-918-9732
- **Youth Orgs/Early Childhood:**  
Kim Frisch 715-216-8199
- **Animal & Vet Science, Computers, Demonstrations, Edu. Exhibits, Electricity, Family & Child Development, Health & Citizenship, Mechanical Science, Natural Science, Woodworking, Youth Groups & Youth Leadership:**  
Lisa Fillion 715-216-7603

Langlade County Fair Board: .....	2
Fair Coordinator: .....	2
Fair Superintendents: .....	2
Fair Entry: .....	1
Langlade County Fair General Rules & Regulations: .....	2
ATCP 160 Wisconsin, County, District & State: .....	4
Junior Division – ATCP 160.5.....	8
Animals.....	8
Beef Cattle – Department 2 .....	8
Cat Project – Department 13 .....	9
Dairy Cattle – Department 1 .....	10
Dogs – Department 9 .....	11
Goats – Department 5 .....	12
Horses & Ponies (Equine) – Department 6 .....	14
Llamas, Alpacas & Domesticated Exotic Animals – Department 11 .....	16
Poultry & Poultry Products – Department 7 .....	17
Rabbits – Department 8 .....	20
Sheep – Department 4 .....	23
Swine – Department 3 .....	24
Non-Animal Exhibits .....	25
Animal & Veterinary Science – Department 10 .....	25
Clothing – Department 26 .....	25
Computers – Department 21 .....	26
Cultural Art – Department 18 .....	26
Demonstrations & Presentations – Department 31 .....	28
Educational & School Exhibits – Department 35 .....	29
Electricity – Department 23 .....	29
Family & Child Development – Department 29 .....	29
Flowers & House Plants – Department 15 .....	30
Food & Nutrition – Department 25 .....	31
Health & Citizenship – Department 34 .....	33
Home Furnishings/Home Environment – Department 28 .....	34
Knitting & Crocheting – Department 27 .....	34
Mechanical Projects – Department 24 .....	35

Natural Sciences – Department 16 .....	35
Photography – Department 20 .....	38
Plant & Soil Sciences – Department 14 .....	38
Woodworking – Department 22 .....	40
Youth Group Booths, Banners & Scrapbooks – Department 32 .....	40
Youth Leadership – Department 33 .....	41
Youth Organizations: Early Childhood – Department 17 .....	42
Open Class – Ag 5.10 .....	46
Animals .....	46
Horses & Ponies (Equine) – Department 60:.....	46
Poultry & Poultry Products – Department 70 .....	47
Rabbits – Department 80 .....	50
Non-Animal Exhibits .....	52
Open Class Antiques – Department 190 .....	52
Open Class Clothing – Department 260 .....	53
Open Class Cultural Art – Department 180 .....	53
Open Class Flowers & House Plants – Department 150 .....	55
Open Class Food & Nutrition – Department 250 .....	56
Open Class Hearts That Shine .....	57
Open Class Home Furnishings/Environment – Department 280 .....	58
Open Class Knitting & Crocheting – Department 270 .....	58
Open Class Natural Science – Department 160 .....	59
Open Class Photography – Department 200 .....	59
Open Class Plant & Soil Science – Department 140 .....	60
Open Class Woodworking – Department 220 .....	61
Senior Citizen Classes – ATCP 160.39 .....	62
Senior Citizen Cultural Art – Department 318 .....	62
Senior Citizen Home Furnishings/Environment – Department 328 .....	62
Senior Citizen Knitting & Crocheting – Department 327 .....	62
Senior Citizen Woodworking – Department 322 .....	63
Food Preservation Labels .....	64

## Fair Entry:

- **Final Submit Date: July 1<sup>st</sup>!** Be sure to complete your entry (including the final “Submit” step) prior to the cut-off dates.
  - **ALL FEE Payments are due on Fair Entry prior to final submission.** Any exhibits without paid fees will be scratched.
  - Register *all entries for each exhibitor in the family* before proceeding to the payment section.
  - Be sure to click the “Submit” button when you have completed your entries. *Entries are not final until they have been submitted and approved.*
  - Recommended browsers: Google Chrome or Mozilla Firefox. Older versions of Internet Explorer may cause unexpected results.
  - Verify ALL demographic information including email, mailing address, and phone numbers prior to submitting entries.
  - Check your email inbox for a confirmation email with a list of your entries and any related fees.
  - You will receive a second email when your entries have been approved by the fair, not instantly.
  - **Helpful Video Link:** <https://vimeo.com/209918998> - 3-minute video to help you with your entries.
1. Go to <http://www.langladecountyfair.net> or <http://www.fairentry.com> then “Find your Fair” and search “Langlade”.
  2. All **4-H Youth** must register using their family’s 4-H online account. Do not create an account with Fair Entry. \*\*\*FYI – You can add Open Class entries for the rest of your family in the family account once you enter through 4-H Online.
    - a. If you don’t remember your 4-H Online password, request a new one through 4-H Online. Follow these steps:
      - i. Go to <http://WI.4honline.com>.
      - ii. Enter the email address that is associated with your 4HOnline account and select the Forgot Password option.
      - iii. After receiving a temporary password, go to <http://WI4honline.com> to sign in with the email address and temporary password.
      - iv. The system will ask you to set a new permanent password.
      - v. After the permanent password is set, go to the Fair Entry website and log in.
  3. **NON-4-H/OPEN CLASS first time users** – Click on the link to “Create a Fair Entry Account”
    - a. Enter your email address twice and click “Create Account”. IMPORTANT: This must be a valid email address so you can receive the necessary confirmation messages.
    - b. On the Account Creation page, enter information into the fields (all are required). Click “Create Account”.
  4. **NON-4-H/OPEN CLASS logging back in** – Enter the email and password that you created and click “Sign In”
  5. Click “Begin Registration”
    - a. Past exhibitors will be listed and other family members will need to create an account by clicking “Register an Exhibitor”.
    - b. If not listed, register as an individual. Enter all information into the fields – all are required. When all information is correct click “Continue to Entries”.

### **Creating Entries:**

1. Each exhibitor can have multiple entries. One entry must be made for each item, animal, class, etc. For example, if an exhibitor is bringing two photographs, two entries into the photography class must be created. If an exhibitor is showing one horse in five events, five class entries must be created. Once all entries have been created for the first exhibitor, you have the choice of creating another exhibitor in this family (and entries).  
**\*\*\*CLUB ENTRIES:** To make a club entry, leaders should enter the club as an exhibitor under their accounts. Put the name of the club as the first/last name (if 4-H, use “4-H Club” as the last name). Then make the entries for the club under that exhibitor.
2. Click “Add an Entry” beside the correct exhibitor.
3. Click “Select” beside the first department you wish to enter. Any departments that are not available for entry will be noted as “Not Available” with a short explanation.
4. After you select a department, you will see a list of divisions to select from and then a list of available classes. Also notice that there are blue “Change” links in case you mistakenly select an incorrect department, division, or class.
5. If this is an animal class entry, you may be required to specify which animal will be exhibited in this class; that may be optional, or you may NOT be able to specify the animal at entry time. If you can, you will see the option to “Add an Animal”.
  - a. Fill in all the fields with information about the animal you intend to exhibit. Click “Create & Add Animal” when finished.
  - b. If the animal information was entered incorrectly, you have the option to either remove from entry or edit animal details. When all information is correct, click “Continue”.
6. Any questions or file uploads related to entry in the class will be next. Click “Continue” after answering those questions or uploading documents.
7. The review screen allows you to double-check this entry for accuracy and make any changes necessary. When the information is correct, click “Continue” and that class entry is complete.
8. When each class entry is complete, you have three choices for what to do next:
  - a. If all class entries have been completed for one exhibitor, you can register another exhibitor in the family.
  - b. If this exhibitor has more class entries to make, you can add another entry for this exhibitor.
  - c. If all entries for all exhibitors in the family have been completed, click “Continue to Payment” to finalize and submit your entries.
9. Review your entries for completeness and accuracy. \*Notice the Summary and Detail buttons at the top of the list on the right. If there are errors, click on the green “Entries” section at the top of the page\*
10. Click “Continue” when all information is correct.
11. Read the payment instructions and select your method of payment. NOTE: all entries require payment.
12. You must click “Continue” to the last confirm step to submit your entries.
13. Read the information in the After You Submit section. You may also have to check a box to Agree to Terms.
14. Click “Submit” to finalize the entries for all the exhibitors in the family.  
**\*\*\*After you click “Submit”, no changes are possible to these entries until they are approved or denied by fair staff\*\*\***

## Langlade County Fair General Rules & Regulations:

### Interpretations, Amendments & Violations:

1. The Langlade County Fair Board reserves the final and absolute right to interpret these rules and regulations and arbitrarily settle and determine all matters, questions, and differences in regard thereto, or otherwise arising out of, connected with, or incident thereto, the Langlade County Fair.
2. The Langlade County Fair Board reserves the right to amend or add to these rules as they, in their judgement, may deem advisable.
3. Any person who violates any of the following or special rules shall forfeit all privileges and premiums and be subject to such penalty as the fair management may order.
4. Premiums in all departments will be paid as soon as possible after the fair. Fair checks shall be cashed within 60 days of issue date. After 60 days, fair checks shall be void and will not be reissued.
5. The Langlade County Fair Board will not be responsible for any articles lost, destroyed, or stolen from the fair. The Langlade County Fair Board will provide responsible supervision and a night watchman.
6. General supervision of the grounds and exhibition is vested in the Langlade County Fair board who shall see that order is maintained.
7. Exhibitors will be held responsible for any damage or accident which may be caused by their entries.
8. All persons shall make no claim against the Langlade County Fair for loss, damage, or injury to animals or persons for any cause.

### All Exhibitor Entry Requirements – Read Carefully \*IMPORTANT\*:

1. All exhibitors in the junior fair division shall be in grades 3-13 and under 20 years of age as of January 1 of the current fair year and who are members of 4-H, FFA, Girl Scouts, Boy Scouts, Boys & Girls Club, Langlade County Farm Bureau, Academy of Excellence (AOE), or a fair board approved youth organization under adult leadership that has an education program appropriate to that organization (does not include athletic teams). These groups must also follow the grade/age rule listed.
2. Youth in grades K-2 shall only exhibit in the Youth Organization Early Childhood department or open class.
3. The Open Class division is open to all persons.
4. The Senior Citizen division is limited to persons 62 years of age and over.
5. The Langlade County Fair Board reserves the right to require presentation of record books or similar organization project requirements as proof of qualification of exhibitor.
6. The Langlade County Fair Board reserves the right to accept or reject any entry offered.
7. Each exhibitor is allowed only one entry for each lot. Be sure to enter in proper class and lot. You may enter the same project item in any other county fair if allowed by that fair.
8. **Exhibitory Fee:** Fee to be paid on Fair Entry. All fees must be PAID by July 1<sup>st</sup> through Fair Entry; failure to pay will result in non-entry.
  - a. **All Animals** (Beef, Cat, Dairy, Dog, Domesticated Exotic, Goats, Horses, Poultry, Rabbits, Sheep & Swine): \$5.00 per animal. This means two or more animals may be stalled together depending on project(s) numbers and capacity.
  - b. **All Other Entries** other than animals: Processing fee of \$5.00 for the first 50 entries or \$10.00 for 51 or more entries per exhibitor.
    - i. **Hearts That Shine Department:** entries are exempt from any fees (\$0).
9. Only online entries and payments for all classes will be accepted. Entries on Fair Entry shall be completed on or before July 1<sup>st</sup>.
10. Additions, changes, or substitutions are allowed from July 1<sup>st</sup> until July 7<sup>th</sup>. They will be accepted in person to the Exhibitory Coordinator, Rebecca Seis, call 715-610-5085 to set up a time to meet. Only 1 submission per exhibitor of all additions, changes, or substitutions is allowed. The fee for additions, changes, or substitutions is \$25/exhibitor, cash or check.
11. Detailed entry and fair information are available at <https://www.langladecountyfair.net/> under the Get Involved tab.
12. The online Premium Book supersedes the printed book.
13. All exhibits shall have been raised, grown, or made since last year's fair, by the exhibitor, unless otherwise specified. All animals exhibited shall be in the possession of the exhibitor prior to sign up deadline, except poultry which must be possessed by June 1<sup>st</sup> and rabbits which must be possessed by June 15<sup>th</sup>. Exhibits not following these rules will be disqualified.
14. Exhibitors who will not be present at the time of judging can only be excused by the Langlade County Fair board by writing a paragraph on their project and presenting before the board at the board meeting prior to the fair for the project to be judged.
15. Exhibitor tags will be ready for pick up during fair week at the fair office; Monday from 4p-7p or Tuesday from 8:30a-6p.
16. No exhibits may be placed until their designated check-in times.
17. Keep your entry ticket to claim exhibits on Sunday of the fair.
18. Exhibitors must abide by the Code of Conduct, and those who don't will forfeit all their premiums and will remove their exhibits from the fairgrounds.
19. All animal and non-animal exhibits shall only be removed from the fairgrounds on Sunday of the fair from 4p-7p. Earlier removal of exhibits will result in premiums being withheld.
20. All Food exhibits will be discarded prior to release times (except Auction Cakes). Any remaining exhibits left after release times will be discarded one week following the end of the fair.
21. A poster is defined as being 14" X 22" tagboard.
22. A scrapbook is defined as being 8 ½" X 11".
23. A flyer is defined as an 8 ½" X 11" sheet of paper printed on one side.
24. A display is defined as having a 3-dimensional aspect to it.
25. All items should be labeled with the exhibitor's name and year of production.
26. Procedure to withhold premiums:
  - a. Any adult fair helper may report violations to the superintendent of the fair department in which the violation occurred. If the department superintendent feels that the exhibitor is in violation, they will complete a grievance form and submit to the fair board immediately.
27. Grievance forms can be obtained from the Fair Office, superintendent, or committee chair.
28. No food or drink will be served or be made available to any person other than your immediate family members within 100 feet of any animal bard or animal display. Repercussions will be determined on an individual basis by the Langlade County Fair Board.
29. No alcoholic carry-ins are allowed on the fairgrounds. All carried in alcohol will be confiscated.

### **Exhibitors of Animals:**

1. Please take note of when forms and entries are due. Forms will not be accepted past deadlines and failure to upload forms may result in not exhibiting/showing regardless of situation.
2. Exhibitors of animals shall show their own animals except for herds, flocks, champion drives, and in cases of exhibitor illness or serious accident. The Langlade County Fair Board must approve exceptions to this rule prior to the fair.
3. All exhibitors are encouraged to participate in Showmanship in each species show. Dairy, beef, goat, swine, and sheep shown in showmanship classes shall also be entered and shown in regular fair classes.
4. Exhibitors of animals shall supply feed, water cups, water, and bedding other than shavings which will be provided. Care and feeding of the animal and stall cleaning by the exhibitor should be done each day by 8a on show days and 10a on non-show days. Building hours are 6a-10:30p for exhibitors and 10a-10p for the public.
5. The exhibitors are responsible for supervising, handling, and caring for their animal(s). Exhibitors may be assisted with the daily care of the animals, washing, walking, cleaning, and feeding.
6. All exhibitors of animals shall clean out their stalls after exhibits are released on Sunday of the fair.
7. No animals are to be taken out of their stalls after 10a unless it is for education, pictures, classes, fitting/clipping, milking, needs to be taken out to the wash rack, or if permission is given by a superintendent in charge.
8. Exhibitors of poultry and rabbits wishing to lock their cage must supply their own lock. However, the key must be accessible to the department superintendent in case of emergency.
9. All animals must be free of any infection/disease. If in question, the animal will have to be examined by the fair veterinarian before animal can be unloaded or at any time. The fair vet or the Animal Health Inspector with DATCAP will have final say in whether an animal needs to be sent home.
10. No one except the official fair judge, exhibitor, and fair department committee members or those designated by the fair department committee shall be allowed in the show ring/area during judging.
11. On judging day, exhibitors of any animal shall be ready to exhibit their animals whenever required by the department committee members.
12. Exhibitors of purebred animals will be required to upload either registration papers or a letter from the breed organization stating that the animal's application has been received as proof that the animal is purebred at the time of entry in the Fair Entry system.
13. Premise ID number is MANDATORY for all beef, dairy, swine, poultry, sheep, goat, horse, gamebirds, domesticated exotic animal exhibitors. All premises that contain or host livestock will be required by the State of Wisconsin to have a premise ID (see definition of livestock by the State of Wisconsin). Premise ID is required with entering Fair Entry data.
14. Youth for the Quality Care of Animals (YQCA) training will be mandatory for all youth beef, sheep, swine, dairy, goat, poultry, and rabbit exhibitors. Exhibitors of these animals must be in grade 3 as of January 1 of the current year. Exhibitors have the option to complete the training online or at one of the face-to-face workshops – <https://yqcaprogram.org>. Your completion certificate will be required in Fair Entry. Your animal(s) will not be permitted onto the fairgrounds if the YQCA training is not complete by July 1<sup>st</sup>.
15. All animals must have an acceptable form of identification, and the identification number must be entered in Fair Entry correctly. Acceptable forms of ID are ear tags, USDA tags, RFID tags, Scrapie tag, or permanent tattoos depending on species. If you have any questions, contact the Livestock Pavilion Committee or species superintendent.
16. Animals entered in Livestock Pavilion market classes (beef, sheep, goat, swine) will purchase an RFID tag and DNA testing envelope from the Livestock Pavilion Committee. DNA samples will be due at initial weigh-ins or swine information turn in. All animals will be subject to DNA samples being sent in for testing with those most likely to be tested being Grand and Reserve Champion market animals and any retagged animals. If the DNA does not match during testing, the exhibitor will forfeit their check from the auction and/or premiums. If you have any questions, contact the Livestock Pavilion Committee.
17. All exhibitors must wear proper attire, including appropriate boots while working with the animals. Show attire may affect your place in showmanship; deductions for show attire will be at the judge's discretion.
18. All Livestock Pavilion families are required to help with a shift for set-up or clean-up which may occur in the two weeks leading up to fair, Sunday night after exhibits are released, or the Monday morning following fair. A representative from each family will sign up for one shift online prior to fair.
19. Fitting of an animal shall be done by the youth exhibitor with assistance from other youth exhibitors, immediate family (which include mother, stepmother, father, stepfather, siblings, stepsiblings, or legal guardian with proof of relationship). Special consideration to the fitting rule may be granted to other family members (only a grandparent, uncle, or aunt) in situations where none of the immediate family have project involvement/experience. To request special consideration, the Fitting Rule Waiver Request form must be submitted by the date of initial weigh-in/swine information turn in for the species in which the waiver is being requested. Requests will be reviewed and approved or denied by May 1<sup>st</sup> by the Livestock Pavilion Committee. Others may coach and offer tips/suggestions to assist the exhibitor. Request forms may be obtained from the Livestock Pavilion Committee.
20. No animal shall be reweighed. Each exhibitor will have one opportunity to weigh their animal. The only exception will be immediate reweigh if there is a question or a discrepancy.
21. Stall/pen decorating may be done beginning Monday morning of fair week until species check-in time.
22. All Livestock Pavilion exhibitors and a parent/guardian are required to attend a mandatory meeting the Sunday prior to the fair at 4p in the Livestock Pavilion followed by mandatory setup. Failure to attend will result in youth not being able to show their animal.

### **Market Animal Sale Requirements (Beef, Goat, Sheep & Swine):**

1. Participants need to invite a minimum of five buyers to the sale.
2. Youth selling an animal are required to bring a 4 x 6 in. horizontal photo of youth with animal (with the ear tag number written on the back for each animal they may potentially choose to sell) to the mandatory Sunday meeting. This will be placed on a plaque to be presented to the buyer at the sale.
3. Only fair animals will be weighed-in. Remaining family animals will not be put on the scale. They can be loaded for the meat facility.
4. Exhibitors may weigh-in or submit two animals per market class and must select one for each market class at the final weigh-in. Except for swine, who may show two animals in market class. Any non-showing animal must be removed from the facility.
5. All exhibitors and parents shall complete a Wholesomeness of Meat form at the final weigh-in.

6. All youth exhibiting market animals must turn in a card identifying which animal (species, ear tag number, and weight) will be sold in the sale by 7:00p on Thursday of the fair. If an exhibitor has more than one species and receives Grand or Reserve Champion, that animal must be sold, and if Grand or Reserve Champion is received in more than one species, the exhibitor must choose only one animal to sell.
7. Sale order numbers will be drawn by the exhibitor at the Sunday Mandatory Meeting or determined via Fair Entry software. See sale show program for order of sale which will be available at the sale. Any animal sold and donated back to sell shall be resold at the end of the sale in order that the animal was donated back.
8. All exhibitors selling animals in the auction are entering into an agreement with the buyer and the animal must be turned over to the buyer and delivered to the destination of their choice upon completion of the State Fair if not loaded out to the locker plant on the final day of the fair due to it being shown at State Fair. If the animal is not turned over, the exhibitor will forfeit their sale check.
9. An exhibitor may buy his/her own animal at the auction.
10. All youth who sell animals shall pay a 6% (or current auctioneer rate) sale commission. In addition, there is a \$1.00 check-off fee of the gross sale price for beef, a \$.0045 check-off fee of the gross sale price for swine, and a \$.007 per pound plus \$.42 per head for sheep.
11. The sold animal shall be under the care and supervision of the exhibitor until the animal is picked up for transport to the locker plant. If the animal does not pass state health inspection at the locker plant, the youth must replace the animal for the buyer. If the buyer decides not to have the animal slaughtered and inspected (except for swine), the animal is the property of the buyer, and the exhibitor is paid.
12. Youth planning to also exhibit the animal being sold at the Langlade County Fair at the State Fair must have a signed agreement from the buyer to release the animal to be exhibited at the State Fair. Forms will be available from the committee at the sale. If the animal should be sold in the Governor's Blue-Ribbon Auction at the State Fair, the exhibitor must replace said animal for the buyer. If any animal sold at the Langlade County Fair is not turned over to the buyer, the exhibitor will forfeit their sale check to the Langlade County Fair.
13. Thank you cards to buyers shall be completed and turned in on Sunday of the fair. Cards will be provided.
14. Sale checks will be mailed to exhibitors when they become available or handed out at the awards banquet. Checks are held until all animals are paid for.

#### **Additional Requirements of the Langlade County Fair:**

**Dairy & Beef:** All heifers and cows shall have been previously dehorned. Removal of animals because of horns will be at the discretion of the Livestock Pavilion Committee and the veterinarian. Animals must be checked by the committee prior to being unloaded. Animals with signs of infection/disease need a written exam from their veterinarian within 10 days prior to the start of the fair.

**Horses:** The original negative report for a test for equine infectious anemia (Coggins test) conducted within the calendar year must be uploaded on Fair Entry at the time of registration.

**Dogs:** All dogs shall have current vaccinations for rabies, distemper, hepatitis, and leptospirosis. Dog vaccination records need to be shown at sign up for dog obedience training. A copy must be uploaded to Fair Entry by July 1<sup>st</sup>.

**Cats:** All cats shall have current vaccinations for rabies and panleukopenia (distemper) before July 1<sup>st</sup>. Kittens under 6 months of age at fair time do not require rabies shot. Vaccination certificates shall be uploaded to Fair Entry by July 1<sup>st</sup>.

**Poultry:** All poultry (except waterfowl) over 4 months of age must have negative test results of a pullorum-typhoid test conducted within 90 days of the fair (see state health rule). Proof may also be in the form of a hatchery certificate (form three) with the owner's name and type of poultry listed. Exhibitors are responsible for having this testing done. Poultry older than 4 months of age without this negative test result will be sent home. Pullorum-typhoid certificates shall be uploaded to Fair Entry by July 1<sup>st</sup>.

#### **Fair Veterinarian:**

United Veterinary Services

#### **ATCP 160 Wisconsin, County, District & State:**

**ATCP 160.01 Definitions.** As used in this chapter:

- (1) "Breed class" and "breeding class" mean a specific breed within a class such as holstein in the dairy class.
  - (2) "Class" means a grouping in which exhibits may be entered, including an animal breed or age group for animal exhibits; a type of produce, crop or food; or a specific age, age group or educational grade level of exhibitor.
  - (2m) "Conference judging" means a judging system using a discussion about each exhibit with the entire group.
  - (3) "Danish judging system" means a judging system that allows for multiple first, second, third and fourth class selections as provided in s. [ATCP 160.91 \(4\) \(b\)](#).
  - (4) "Department" as it relates to the organizational structure of a fair, means an animal species, production group, or other principal classification of exhibits. As used in any other context, "department" means the state of Wisconsin department of agriculture, trade and consumer protection.
  - (5) "Division" means one of 3 exhibitor group classifications for a fair and is limited to junior division, open division and senior citizens division.
  - (6) "Entry class" means a class in which the fair allows exhibitors to submit entries.
  - (7) "Exotic domestic animal" means an animal that is not a common farm animal.
  - (7e) "Face-to-face judging" means a judging system using a semiprivate discussion between the judge and the exhibitor with the following phases:
    - (a) Get acquainted.
    - (b) Learn the background of the exhibit.
    - (c) Self-evaluation.
    - (d) Evaluator comment.
    - (e) Parting.
  - (7m) "Fair" means a county or district fair eligible to receive state aid under s. [93.23 \(1\) \(b\)](#) or [\(c\)](#), Stats.
  - (7s) "Fair board" means the governing entity of a fair.
  - (8) "Lot" or "lot number" means the numerical designation assigned by a fair for a specific category of exhibits within a class.
  - (9) "Market class" means a class that includes animals of a certain weight for the species that can be sold for slaughter.
  - (10) "Premium" means a monetary prize that a fair awards to an exhibitor after judging all competing exhibits in the class to which the premium pertains.
  - (11) "Regular judging system" means a judging system that allows for one first, second, third and fourth class selection as provided in s. [ATCP 160.91 \(4\) \(c\)](#).
  - (12) "Self determined project" means a project that meets all of the following criteria:
    - (a) It is approved by the fair board.
    - (b) Its subject matter is related to any of the junior fair departments 9, 10, 13 to 16, 18, or 20 to 29.
    - (c) It does not fall into a defined entry class within any department.
    - (d) It is carried out by a member of a youth organization.
  - (13) "Youth organization" means an organization under adult leadership that has educational programming.
- History:** Cr. [Register November 1990 No. 419](#), eff. 12-1-90; cr. (5), [Register July 1995 No. 475](#), eff. 8-1-95; [CR 11-037](#): renum. (1) to (5) to be (2), (4), (5), (8), (10), cr. (1), (3), (6), (7), (9), (11), (12) [Register April 2012 No. 676](#), eff. 5-1-12; [CR 21-093](#): cr. (2m), (7e), (7m), (7s), am. (8) to (10), (12) (d), cr. (13) [Register September 2022 No. 801](#), eff. 10-1-22.

#### **ATCP 160.02 Premium requirements.**

##### **(1) General.**

- (a) The state aid authorized by s. [93.23 \(1\)](#), Stats., may be paid on net premiums paid by a fair. The department may withhold state premium aid from any fair that does not enforce animal health provisions under ch. [ATCP 10](#) that are applicable to animals exhibited at the fair. State aid will be paid only on premiums actually paid by bank check or draft.
- (b) No deductions may be made from premium money won by an exhibitor. Premiums may, however, be withheld where exhibition rules established by the fair association are violated. A written statement of violation shall be submitted to the department to justify actions taken by a fair.
- (c) Premiums offered shall be definite in amount. No decrease or increase in published premiums may be made because of the financial condition or the organization or for any other reason.

[ATCP 160.02\(1\)\(e\)](#) No fair may receive state aid for a premium awarded to any exhibitor in the open division if that exhibitor entered the same exhibit in the junior division at the same fair. This paragraph does not apply if the exhibit was entered in the junior division only as part of a herd group, carcass class or performance class.

(f) No state aid will be paid on the cost of ribbons, cups, trophy prizes or entertainment contests.

##### **(2) Premium lists.**

- (a) Premiums for which state aid is requested by county and district fairs shall conform with the uniform premium list and other requirements set forth in these rules. Fairs requesting state aid for net premiums shall submit to the department a printed copy of the premium list used at the fair, as required under s. [ATCP 160.92 \(3\) \(c\)](#).
- (b) The officers of each fair shall mail a copy of the premium list to other associations, societies, or boards conducting a fair in Wisconsin upon request.
- (c) Sections [ATCP 160.01](#) through [160.07](#) and [160.91](#) shall be published in premium books used by a fair for which state aid is requested.

##### **(3) Entry fees.**

- (a) A fair may charge an exhibitor an entry fee or charge stall rents for animals, or both.
- (b) Exhibitors in department 35 shall not be required to purchase an exhibitor's ticket. Any other exhibitor may be required, if no entry fee is charged, to purchase an exhibitor's season ticket at a price not to exceed that charged for a non-exhibitor's season ticket.

##### **(4) Split fair dates.**

(a) For purposes of this subsection, "split fair dates" occur when a fair organization judges exhibits or contests and pays premiums at more than one time or at more than one location during the calendar year.

(b) Except as provided under par. (c), the department may not pay state aid for a fair having split dates unless the department gives advance written approval for a split fair. The department may approve split dates based on hardship.

(c) The department may pay state aid for the following exhibits or contests in a fair having split dates with advance notification to the department:

1. Clothing revue.

2. Demonstrations.

3. Favorite foods revue.

4. Dogs.

4m. Cats.

5. Small animals.

6. Rocketry.

7. Shooting sports.

7m. Mechanical projects.

8. Other exhibits and contests that are similar to those identified in subds. [1](#) to [7](#).

(d) If there are split dates under par. (b) or (c), all blue ribbon winners shall repeat their demonstrations or exhibits at the regular fair dates unless the department grants a hardship exemption. An exhibitor may use audio-visual media, still photography or an educational display to repeat a demonstration or exhibit.

**History:** Cr. [Register, November, 1990, No. 419](#), eff. 12-1-90; r. and recr. (1) (e) and am. (3) (a), [Register, July, 1995, No. 475](#), eff. 8-1-95; r. and recr. (4), [Register, November, 2000, No. 539](#), eff. 12-1-00; correction in (2) (a) made under s. 13.93 (2m) (b) 7., Stats., [Register, November, 2000, No. 539](#); [CR 08-075](#): am. (1) (a) [Register April 2009 No. 640](#), eff. 5-1-09; [CR 11-037](#): am. (1) (a), (3) (a), (b), cr. (4) (c) 8. [Register April 2012 No. 676](#), eff. 5-1-12; [CR 21-093](#): am. (1) (a), (b), renum. (1) (d) to ATCP 160.05 (3), am. (1) (e), (3) (a), (4) (b), (c) (intro.), cr. (4) (c) 4m., 7m., (4) (d) [Register September 2022 No. 801](#), eff. 10-1-22.

#### **ATCP 160.03 Exhibition requirements.** A fair shall meet all of the exhibition requirements of this section to be eligible for state premium aid.

(1) No fair society or other organization sponsoring a fair may require an exhibitor to become a member of the organization in order to enter an exhibit at the fair, nor may the sponsoring organization make any deduction from an exhibitor's premium as a donation to the fair society, or require an exhibitor in any other way to make a donation to the society.

(2) State aid may not be approved for out-of-state exhibits or for separate classes of local and non-local exhibitors. Aid may not be approved for payment of premiums to an exhibitor having an out-of-state address but claiming Wisconsin residency unless the fair secretary provides the department with an affidavit that the exhibitor's residence is geographically located within the state.

(3) State aid may be paid only on articles or animals actually on display in an exhibit building or actually shown in the show ring on regular fair dates unless approval for split fair dates is obtained under s. [ATCP 160.02 \(4\)](#). State aid may not be paid on Dairy Herd Improvement Association records, transportation aid, production contests or other special educational exhibits unless prior approval is obtained under s. [ATCP 160.49 \(7\)](#).

(4) State aid may not be paid on exhibits removed from the fairgrounds before 4 p.m. on the last day of the fair, or such other later time as may be specified by the fair, without prior approval of the department. Authority for earlier removal may be granted by the department in case of meat animal sales or other special classes, if requested before the beginning of the fair. In other hardship cases, approval may be granted by the fair. Exhibits in dog obedience and small animal pet classes may be judged during the regular fair but are not required to remain present during the entire fair. The fair may prescribe the length of time junior fair exhibitors of horses shall keep their animal on the ground.

**History:** Cr. [Register, November, 1990, No. 419](#), eff. 12-1-90; [CR 21-093](#): am. (intro.), (1), (4) [Register September 2022 No. 801](#), eff. 10-1-22; correction in (3) made under s. [13.92 \(4\) \(b\) 7.](#), Stats., [Register September 2022 No. 801](#).

#### **ATCP 160.05 Open division; general requirements.**

(1) The total maximum premiums set forth for all places in any open division livestock class, excluding poultry and rabbits, may be divided into multiple premiums for a greater number of places, but the maximum premium offered for any additional place shall not be higher than the maximum for the last place in the class.

(2) All animals in any open division class shall be owned by the exhibitor, except as provided in s. [ATCP 160.09](#).

(3) State aid may be paid on no more than 2 premiums awarded an exhibitor under one premium or lot number in open division individual livestock classes, except poultry and rabbits, and no more than one premium in all other classes, including poultry and rabbits.

(5) The fair board may establish specific classes by professional and amateur level groupings within classes for open class departments 14 to 28.

**History:** Cr. [Register, November, 1990, No. 419](#), eff. 12-1-90; [CR 11-037](#): r. (2), renum. (3) to be (2) [Register April 2012 No. 676](#), eff. 5-1-12; [CR 21-093](#): am. (1), renum. (3) from ATCP 160.02 (1) (d), cr. (4), (5) [Register September 2022 No. 801](#), eff. 10-1-22; [CR 24-072](#): r. (4) [Register February 2025 No. 830](#), eff. 3-1-25.

#### **ATCP 160.07 Classes; general requirements.**

(1) Classes may be combined if the number of entries in several single classes is insufficient. If any classes are combined, state aid shall be limited to the maximum total premiums listed for a single class of animals, items or articles in that department.

(2)

(a) Except as provided under par. (b), no fair may receive state aid for premiums awarded for sexually intact male dairy cattle, beef cattle, sheep, goats, swine or horses unless those animals are registered. Registered status shall be documented by a certificate of registry from the appropriate breed association or society, or by a copy of the application for registration.

(b) Paragraph (a) does not apply to dairy cattle exhibited at a fair if a national breed association certifies that those dairy cattle are recorded in that breed association's qualified herd book which records the genealogy of that breed.

(3) Any animal entered as part of a group class may also be exhibited in a class for individual animals.

(4) Boars may not be entered as an exhibit in the swine department unless their tusks have been removed.

(5) The age of an animal, for purposes of determining its entry class under this chapter, shall be determined as of the opening day of the fair.

**History:** Cr. [Register, November, 1990, No. 419](#), eff. 12-1-90; renum. and am. (2) to be (2) (a) and cr. (2) (b), [Register, July, 1995, No. 475](#), eff. 8-1-95; [CR 11-037](#): cr. (5) [Register April 2012 No. 676](#), eff. 5-1-12; [CR 21-093](#): am. (2) [Register September 2022 No. 801](#), eff. 10-1-22.

#### **ATCP 160.08 Class definitions; individual classes.**

(1) Dairy cattle.

(a) A spring calf is one born on or after March 1 of the exhibit year.

(b) A winter calf is one whose date of birth is between December 1 of the year preceding the exhibit year and February 28 or 29 of the exhibit year.

(c) A fall calf is one whose date of birth is between September 1 and November 30 of the year preceding the exhibit year.

- (d) A summer yearling is one whose date of birth is between June 1 and August 31 of the year preceding the exhibit year.
  - (e) A spring yearling is one whose date of birth is between March 1 and May 31 of the year preceding the exhibit year.
  - (f) A winter yearling is one whose date of birth is between December 1 of the second year preceding the exhibit year and February 28 or 29 of the year preceding the exhibit year.
  - (g) A fall yearling is one whose date of birth is between September 1 and November 30 of the second year preceding the exhibit year.
  - (h) A 2 year-old is one born between September 1 of the third year preceding the exhibit year and August 31 of the second year preceding the exhibit year. A 2-year-old includes a yearling that has freshened.
  - (i) A 3 year-old is one whose date of birth is between September 1 of the fourth year preceding the exhibit year and August 31 of the third year preceding the exhibit year.
  - (j) A 4 year-old is one whose date of birth is between September 1 of the fifth year preceding the exhibit year and August 31 of the fourth year preceding the exhibit year.
- (2) Beef cattle.**
- (a) A junior calf is one born on or after January 1 of the exhibit year. The calf shall be at least 4 months old at the time of exhibit.
  - (b) A senior calf is one whose date of birth is between September 1 and December 31 of the year preceding the exhibit year.
  - (c) A summer yearling is one whose date of birth is between May 1 and August 31 of the year preceding the exhibit year.
  - (d) A junior yearling is one whose date of birth is between January 1 and April 30 of the year preceding the exhibit year.
  - (e) A senior yearling is one whose date of birth is between September 1 and December 31 of the second year preceding the exhibit year.
  - (f) A 2 year-old or older cow is one born before September 1 of the second year preceding the exhibit year and which has calved during the past year.
- (4) Swine.**
- (a) A junior yearling boar or sow is one born between January 1 and June 30 of the year preceding the exhibit year.
  - (b) A senior boar or sow is one whose date of birth is between July 1 and December 31 of the year preceding the exhibit year.
  - (c) A senior spring boar or sow pig is one whose date of birth is between January 1 and February 28 or 29 of the exhibit year. A fair board may subdivide this entry class into January-born and February-born sows or boars.
  - (d) A junior spring boar or sow pig is one born during the month of March of the exhibit year.
- (5) Sheep.**
- (a) A spring lamb is one born on or after February 16 of the exhibit year.
  - (b) A fall lamb is one born between September 1 and December 31 of the year preceding the exhibit year.
  - (c) A winter lamb is one born between January 1 and February 15 of the exhibit year.
  - (d) A yearling ram or ewe is one born outside the date of birth limitations in pars. (a) through (c). The age of yearlings may be subject to verification by a veterinarian's examination whose findings shall be final.
- History:** Cr. [Register, November, 1990, No. 419](#), eff. 12-1-90; am. (1) (h), (4) (a) and (5) (a), (b) and (c), [Register, July, 1995, No. 475](#), eff. 8-1-95; correction in (6) (intro.) made under s. 13.93 (2m) (b) 7., Stats., [Register, November, 1999, No. 527](#); [CR 11-037](#): r. (3), (5) (e), (6) [Register April 2012 No. 676](#), eff. 5-1-12; [CR 21-093](#): am. (4) (c) [Register September 2022 No. 801](#), eff. 10-1-22.

**ATCP 160.91 Judging regulations.**

(1) Judging shall be done at fairs by individuals who are registered with the department. In no case shall any person who is an officer or director of a fair be eligible to judge exhibits at such fair; nor shall any person interested directly or indirectly in exhibits shown in any department of a fair be eligible to judge articles or animals in that department.


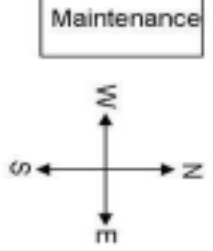
**(1m)**

- (a) An individual shall register by submitting to the department an application. The department shall register all individuals who qualify to be judges, including having the knowledge, training, or experience in the specific classes to be judged and adhering to ethical judging practices. The registration is valid for five years.
- (b) An individual submitting an application after July 1 may not judge for the current fair year.
- (c) A fair representative may request the department waive par. (b) in cases of unanticipated emergency situations.
- (2) Each judge at a fair shall be provided with a copy of the fair's premium book or list of entry classes at least 7 days prior to the opening date of the fair.
- (3) No animal or article, irrespective of the number of entries in the class in which it is entered, shall be awarded a higher rating than its merit would entitle it to in comparison to the standard of perfection in the class.
- (4) (a) Danish system judging may be used in the junior fair division. State aid may not be paid on premiums awarded under the Danish system in any other division.
- (b) When classes in the junior fair division are judged according to the Danish system, 4 group placings shall be awarded in any class. When there are less than 8 exhibitors in the class, there shall not be more than 2 in the first group, not more than 4 in the first 2 groups and not more than 6 in the first 3 groups. If there are 8 or more entries in the class, there shall not be more than 25% in the first group, not more than 50% in the first 2 groups, and not more than 75% in the first 3 groups.
- (c) The number of awards in the last group placing may be increased to the extent necessary to give awards to all exhibitors.
- (4g) When classes in the junior fair division are judged using the conference judging system, the judge shall use sub. (4) (b) and (c) to award placements in a class.
- (5) If any class of exhibits at a fair is judged according to the regular system, the judges for that class may give only one first-place, one second-place, one third-place and one fourth-place award in that class.

**History:** Cr. [Register, April, 1976, No. 244](#), eff. 5-1-76; am. (1), [Register, March, 1980, No. 291](#), eff. 4-1-80; renum. from Ag 5.07, [Register, November, 1990, No. 419](#), eff. 12-1-90; am. (2), and cr. (5), [Register, July, 1995, No. 475](#), eff. 8-1-95; [CR 21-093](#): am. (1), cr. (1m), am. (2), (4) (a), (b), cr. (4g), (am) (5) [Register September 2022 No. 801](#), eff. 10-1-22.

State Hwy 45/ Neva Rd.

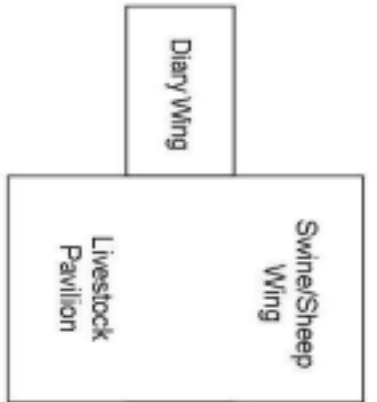
North Ave.




Arctic St./ Driveway

Exit

Exit



Gate to Track/Horse Arena



Grandstand

## **Junior Division – ATCP 160.5**

Refer to all **Langlade County Fair General Rules & Regulations and ATCP 160** at the beginning of this book.

### **Animals**

#### **Beef Cattle – Department 2**

Livestock Pavilion

Check In: Wednesday 9a-12p

Final Weigh-in: Wednesday 12p-12:30p

Show/Judging: Thursday 10a

Carcass Judging: TBD based on judge's availability

Livestock Sale: Saturday 6:30p

Release: Sunday 4p

- Refer to all **Langlade County Fair General Rules & Regulations and Chapter ATCP 160** at the beginning of this book.
- Beef exhibitors shall follow state health rules listed in front of this book.
- Cattle showing evidence of having their natural color altered will be prohibited from showing. No foreign matter or artificial hair will be allowed on any beef entry. No artificial filling of animals will be allowed at any time on the fairgrounds.
- Breeding cows shall not have calf at side in show ring.
- Age Classifications – See ATCP 160.08 – Class definitions, individual classes in front of Fair Book.

#### **Beef Showmanship – Class A:**

- Exhibitors may show one animal in showmanship that is also entered in a regular beef class.
- Judging will be on appearance and cleanliness of animal, exhibitor's leading and posing of animal, and alertness of exhibitor.
- The judge will determine Order of Show
  1. Senior Showmanship – 9<sup>th</sup> grade & up as of January 1
  2. Intermediate Showmanship – 6<sup>th</sup>-8<sup>th</sup> grade as of January 1
  3. Junior Showmanship – 3<sup>rd</sup>-5<sup>th</sup> grade as of January 1

\$3.00 2.50 2.00 1.00

#### **Beef Purebred Breeding – Class B:**

1. Bred & owned Bull calf, junior \$9.00 8.00 7.00 6.00
2. Bred & owned Bull calf, senior \$9.00 8.00 7.00 6.00
3. Bred & owned Cow & calf as pair \$5.00 4.00 3.00 2.00
4. Bred & owned Cow, 2 yrs. old \$8.00 7.00 6.00 5.00
5. Bred & owned Heifer calf, junior \$9.00 8.00 7.00 6.00
6. Bred & owned Heifer calf, senior \$11.00 9.00 7.00 5.00
7. Bred & owned Heifer, junior yearling \$11.00 9.00 7.00 5.00
8. Bred & owned Heifer, senior yearling \$11.00 9.00 7.00 5.00
9. Bred & owned Heifer, summer yearling \$11.00 9.00 7.00 5.00
10. Bull calf, junior \$9.00 8.00 7.00 6.00
11. Bull calf, senior \$9.00 8.00 7.00 6.00
12. Cow & calf as pair \$5.00 4.00 3.00 2.00
13. Cow, 2 yrs. old \$8.00 7.00 6.00 5.00
14. Heifer calf, junior \$9.00 8.00 7.00 6.00
15. Heifer calf, senior \$11.00 9.00 7.00 5.00
16. Heifer, junior yearling \$11.00 9.00 7.00 5.00
17. Heifer, senior yearling \$11.00 9.00 7.00 5.00
18. Heifer, summer yearling \$11.00 9.00 7.00 5.00

#### **Beef Crossbred Breeding – Class C:**

- Crossbred beef or Dairy beef
  1. Bull calf, junior – Ribbon
  2. Bull calf, senior – Ribbon
  3. Cow & calf as pair \$5.00 4.00 3.00 2.00
  4. Cow, 2 yrs. old \$8.00 7.00 6.00 5.00
  5. Heifer calf, junior \$9.00 8.00 7.00 6.00
  6. Heifer calf, senior \$11.00 9.00 7.00 5.00
  7. Heifer, junior yearling \$11.00 9.00 7.00 5.00
  8. Heifer, senior yearling \$11.00 9.00 7.00 5.00
  9. Heifer, summer yearling \$11.00 9.00 7.00 5.00

#### **Mini Breed – Class D:**

- Mini Highlander, Mini Hereford, etc.
- Must be less than 48 in. tall and dehorned.
  1. Bull calf, junior – Ribbon
  2. Bull calf, senior – Ribbon
  3. Cow & calf as pair \$5.00 4.00 3.00 2.00
  4. Cow, 2 yrs. old \$8.00 7.00 6.00 5.00
  5. Heifer calf, junior \$9.00 8.00 7.00 6.00
  6. Heifer calf, senior \$11.00 9.00 7.00 5.00
  7. Heifer, junior yearling \$11.00 9.00 7.00 5.00
  8. Heifer, senior yearling \$11.00 9.00 7.00 5.00
  9. Heifer, summer yearling \$11.00 9.00 7.00 5.00

#### **Crossbred Beef Market – Class E:**

- Any breed crossbred steer or heifer.
- Animals shall be born on or after January 1 of previous year and weigh 1,150 lbs. or more at final weigh-in.
  1. Market beef – specify if heifer or steer on Fair Entry

\$8.00 7.00 6.00 5.00

**Purebred Beef Market – Class F:**

- Any breed of beef, steer, or heifer. Animal shall be born on or after January 1 of previous year and weigh 1,150 lbs. or more at the final weigh-in.
  - If a purebred fails to present proper registration papers, they will be moved to the crossbred class. If it conflicts with another entry, one animal will need to go home.
1. Purebred beef – specify if heifer or steer in Fair Entry

\$8.00 7.00 6.00 5.00

**Commercial Dairy Market Steer – Class G:**

- Animal shall be born on or after January 1 of the previous year and weigh 1,400 lbs. or more at the final weigh-in.
1. Dairy beef

\$8.00 7.00 6.00 5.00

**Junior Prospect Calf – Class H:**

- Ribbon class
  - Any breed
  - Born January 1 – May 15 of the current year
1. Junior prospect calf

**Beef Carcass – Class I:**

- Allowed only three entries total in the beef carcass class, which can include only one animal per market class.
  - The carcass judging will be done via ultrasound. Judging criteria will be determined by the judge based on current industry standards.
1. Beef carcass

\$6.00 5.00 4.00 3.00

**Cat Project – Department 13**

Exhibition Building

Check In: Tuesday 11a

Show/Judging: Tuesday 12p

- Refer to all **Langlade County Fair General Rules & Regulations and Chapter ATCP 160** at the beginning of this book.
- Kittens must be at least four months old at show time.
- Cats must be under daily care, feeding, and supervision of the exhibitor from May 1.
- No nursing mothers or pregnant female cats will be allowed to exhibit.
- Proof of rabies and distemper vaccination must be uploaded to Fair entry at time of registration. Exhibitors without proper health papers will not be allowed to show.
- All cats and kittens must wear a collar and leash while on the fairgrounds, always.
- Judging will include general appearance, temperament, condition of coat, ears, eyes, nails, proper handling, and responses of questions.
- No adult intact males to be shown.
- Mixed breed and purebred are shown together.
- Unmanageable or biting felines will be removed and disqualified at the discretion of the judge.
- Cat's claws shall be clipped before the show. No cats will be allowed in the show if this is not done. No cats will be shown that have signs of fleas, ear mites, or other illnesses.
- Cats will be brought to the fairgrounds on judging day and taken home after judging.
- Long hair is one or more inches. Short hair is less than one inch.

**Cat Project – Class A:**

- |  |  |
|--|--|
| 1. Adult alters (13 mo. & older) – former male/female – long hair  | 5. Kitten (12 mo.) – female – long hair  |
| 2. Adult alters (13 mo. & older) – former male/female – short hair | 6. Kitten (12 mo.) – female – short hair |
| 3. Adult female (13 mo. & older) – whole – long hair               | 7. Kitten (12 mo.) – male – long hair    |
| 4. Adult female (13 mo. & older) – whole – short hair              | 8. Kitten (12 mo.) – male – short hair   |

\$2.00 1.75 1.50 1.25

**Showmanship – Class B:**

- Every cat project member can enter in showmanship.
  - Proper attire is encouraged: long pants, long sleeves, neat and clean exhibitor.
- |   |  |
|---|--|
| 1. Beginner (first year exhibitor)                  | 3. Intermediate (6 <sup>th</sup> -8 <sup>th</sup> grade) |
| 2. Junior (3 <sup>rd</sup> – 5 <sup>th</sup> grade) | 4. Senior (9 <sup>th</sup> grade & up)                   |

\$2.00 1.75 1.50 1.25

**Cages – Class C:**

- Ribbon class
1. Cage decorated

**Costume Contest – Class D:**

- Ribbon class
1. Costume – any age

## Dairy Cattle – Department 1

Livestock Pavilion

Check In: Wednesday 8a-12p

Show/Judging: Friday 9a

Release: Sunday 4p

- Refer to all **Langlade County Fair General Rule & Regulations and Chapter ATCP 160** at the beginning of this book.
- Open to purebred or grade dairy cattle.
- Before unloading, a Livestock Pavilion Committee member must review Species Check-in Forms.
- If uncertain of class, check with the Livestock Pavilion Committee.
- Dairy exhibitors shall follow state health rules. If you have questions, ask your veterinarian.
- All heifers and cows shall have been previously dehorned.
- All cattle must be manageable and halter broke. If the animal is unmanageable, you will be asked to take that animal home.
- Milking – Cows are milked in parlor at 5a (except on show day at 4a) and 5p. For those who milk three times a day, the times shall be 5a, 1p, and 9p. IT IS THE EXHIBITOR'S DISCRETION AS TO IF THEY WANT TO MILK OR NOT ON SHOW MORNING. If you plan on milking prior to being released on Sunday, please let the Livestock Pavilion Committee know.
- Milk money will be retained by the Langlade County Fair and distributed back to the youth with milk cows. This could be subject to change.
- Cows in milk for over 280 days (or at the committee's discretion) can be shown as dry cows. Exhibitors may be asked to provide production test sheets where the cow was coded as dry or show at least 280 days on IBM test sheet.
- A proper dress code is required. White pants, belt (if you have one), white button up or collared shirt (can wear colored polo shirt during judging only, not showmanship), and closed toe boots or shoes – no tennis shoes.
- If an exhibitor does not abide by the rules and regulations listed in the fair book, they will not receive premiums from showmanship.
- Thank you cards are the responsibility of the youth. Exhibitors will not receive their sponsorship until the thank you cards (stamped) are turned into the Livestock Pavilion Committee by Saturday of the fair.
- Age classifications – See ATCP 160.08 – Class definitions, individual classes in front of Fair Book.
- Showmanship will be held first in the Dairy Show, which will be the judge's discretion. Show order is Holstein spring calves, Jersey spring calves, Brown Swiss spring calves, other breed spring calves, then to winter, fall, yearling classes, cow classes.

### Dairy Showmanship – Class A:

- The exhibitor may show one animal in showmanship that is also entered in a regular dairy class.
- The judge will score all contestants on appearance of animal and exhibitor, leading and posing of animal, and alertness of exhibitor.
  1. Senior Showmanship – 9<sup>th</sup> grade & up as of January 1
  2. Intermediate Showmanship – 6<sup>th</sup> -8<sup>th</sup> grade as of January 1
  3. Junior Showmanship – 3<sup>rd</sup>-5<sup>th</sup> grade as of January 1

\$3.00 2.50 2.00 1.50

### Holstein Black/White or Red Holstein – Class B:

#### Jersey – Class C:

#### Brown Swiss – Class D:

#### Other Dairy Breeds – Class E:

- |  |  |
|--|--|
| 1. Cow, 2-3 yrs. old \$12.00 10.00 8.00 6.00       | 8. Heifer Calf, winter \$9.00 8.00 7.00 5.00       |
| 2. Cow, 3-4 yrs. old \$12.00 10.00 8.00 6.00       | 9. Heifer, fall yearling \$11.00 9.00 7.00 5.00    |
| 3. Cow, 4-5 yrs. old \$12.00 10.00 8.00 6.00       | 10. Heifer, spring yearling \$11.00 9.00 7.00 5.00 |
| 4. Cow, 5 yrs. & older \$12.00 10.00 8.00 6.00     | 11. Heifer, summer yearling \$11.00 9.00 7.00 5.00 |
| 5. Dry Cow, 3 yrs. & older \$12.00 10.00 8.00 6.00 | 12. Heifer, winter yearling \$11.00 9.00 7.00 5.00 |
| 6. Heifer Calf, fall \$9.00 8.00 7.00 5.00         | 13. Uncalved 2-year-old \$12.00 10.00 8.00 6.00    |
| 7. Heifer Calf, spring \$9.00 8.00 7.00 5.00       | 14. Yearling in milk \$12.00 10.00 8.00 6.00       |

### Dairy Club Exhibits – Class F:

- **Must be entered as a “club” entry. Be sure the leader of the club registers this entry on Fair Entry under the club's name.**
- This class to consist of six females with limit of three cows. Two or more different exhibitors will exhibit animals. Animals may be of different breeds and can be either purebred or grade.
- Only one entry per club or chapter is permitted.
- Ribbon class
  1. Dairy club exhibit

### Dairy Herd Exhibits – Class G:

- Ribbon class – regular judging (1,2,3,4)
  1. Daughter and Dam, purebreds only
  2. Get of Sire, purebred only, any age, shall consist of two animals sired by the same bull. Both animals shall be carried as a project by the same exhibitor.
  3. Individual Herd Exhibit, this class shall consist of the best three females, all of which shall be carried as a project by the same exhibitor.
  4. Produce of Dam, purebreds only, to consist of two animals, any age, in the same herd that are produced by the same cow. Bulls not allowed. Both animals shall be carried as a project by the same exhibitor.

### Dress a Critter – Class I:

Livestock Pavilion

Show: Saturday approx. 11:45a

- All clubs, organizations, and exhibitors may participate in this class.
  - Participants may borrow an animal (calf, goat, or sheep) from another club or exhibitor that was born January 1 or later of the current year to show and are not required to have any members exhibiting livestock to participate.
  - Entries are limited to one individual exhibitor entry and one club/organization entry.
  - Prizes will be as follows:
 

1 <sup>st</sup> Club/Organization	1 <sup>st</sup> Individual
2 <sup>nd</sup> Club/Organization	2 <sup>nd</sup> Individual
3 <sup>rd</sup> Club/Organization	3 <sup>rd</sup> Individual
  - The number of groups will depend on how many entries we have.
  - All participants will then compete for an overall winner. 1<sup>st</sup> place - \$75; 2<sup>nd</sup> place - \$50; 3<sup>rd</sup> place - \$25 **Sponsored by Wild's Dairy Farm**
  - Safety is the number one factor. No loud noises or objects that could inflict harm on the animal or the exhibitor. Any paint or glue should be non-toxic and safe for all involved. All painting should be done at the wash rack so the floors will be kept spot free.
  - Judging will be 80% on the animal and 20% other. Judges will be determined on the day of the show.
  - Exhibitors shall register on Fair Entry.
1. Dress a Critter

### Dogs – Department 9

#### Showmanship, Obedience & Rally-O: Clover Room

Show/Judging: Saturday, July 18<sup>th</sup> 8a

**Agility:** Jenny's House of Dogs

Show/Judging: Sunday, July 19<sup>th</sup> 9a

- Refer to all **Langlade County Fair General Rule & Regulations and Chapter ATCP 160** at the beginning of this book.
- Exhibitors may enter up to two dogs in obedience but only show one dog in showmanship. All dogs entered in showmanship shall also be entered in one obedience class.
- Dog exhibitors shall follow state health rules listed in the front of this book.

### Dog Showmanship – Class A:

1. 1<sup>st</sup> year (neither dog nor handler have any show experience)
2. Junior Showmanship (3<sup>rd</sup>-5<sup>th</sup> grade as of January 1)
3. Intermediate Showmanship (6<sup>th</sup>-8<sup>th</sup> grade as of January 1)
4. Senior Showmanship (9<sup>th</sup> grade & up as of January 1)
5. Advanced Showmanship (received 1<sup>st</sup> in past)

\$3.00 2.50 2.00 1.50

### Obedience – Class B:

- Members shall follow Langlade County 4-H Dog Training Guidelines
1. Beginner Pre-Novice A- (First time dog and handler)
  2. Beginner Pre-Novice B- (handler or dog with previous experience)
  3. Pre-Novice A (Frist year members training and untrained dog on leash)
  4. Pre-Novice B (Members who have had previous experience training a dog)
  5. Pre-Novice C (first year members who are training a previously trained dog at the pre-novice level, on leash)
  6. Novice A (First time dog or handler has never been novice)
  7. Novice B (Handler or dog has been in novice previously)
  8. Graduate Novice (Handler or dog has qualified in novice)
  9. Pre-Novice Brace (One handler two dogs, has never been in pre-novice brace)
  10. Novice Brace (one handler two dogs, have qualified in pre-novice brace)
  11. Pre-Open (Handler or dog has qualified in graduate novice)
  12. Open (Handler or dog has qualified in pre-open)
  13. Pre-Utility (Handler or dog have qualified before)
  14. Utility (Handler or dog have qualified in pre-utility)
  15. Costume Class – **Ribbon Class**
  16. Puppy Manners Class – **Ribbon Class** (Members train a a dog 9 months of age or younger as of July 1<sup>st</sup> of fair year. Exercises will be explained at the time of the class.)

\$4.50 3.50 2.50 1.50

### Rally-O – Class C:

- Ribbon Class
- |               |                |                   |             |              |
|---------------|----------------|-------------------|-------------|--------------|
| 1. Advanced A | 3. Excellent A | 5. Intermediate A | 7. Master A | 9. Novice A  |
| 2. Advanced B | 4. Excellent B | 6. Intermediate B | 8. Master B | 10. Novice B |

### Agility – Class D:

- Ribbon Class
- |   |  |
|---|--|
| 1. Jump, Table, Tunnel (Intro to Dogs)      | 8. Standard Level 1 off leash, small dog |
| 2. Jump, Table, Tunnel off leash, big dog   | 9. Standard Level 1 on leash, big dog    |
| 3. Jump, Table, Tunnel off leash, small dog | 10. Standard Level 1 on leash, small dog |
| 4. Jump, Table, Tunnel on leash, big dog    | 11. Standard Level 2, big dog            |
| 5. Jump, Table, Tunnel on leash, small dog  | 12. Standard Level 2, small dog          |
| 6. Standard Level 1 (Intro to Dogs)         | 13. Standard Level 3, big dog            |
| 7. Standard Level 1 off leash, big dog      | 14. Standard Level 3, small dog          |

### **Tunnelers – Class E:**

- Ribbon Class
- 1. Big dog advanced
- 2. Small dog advanced

### **Jumpers – Class F:**

- Ribbon Class
- 1. Big dog advanced
- 2. Small dog advanced

## **Goats – Department 5**

Livestock Pavilion

Check In: Wednesday 8a-12p

Final Weigh-in: Wednesday 12:30p-1p

Market and Pet Goat Show/Judging: Friday 9a

Dairy Goat Show/Judging: Friday following Meat/Pet Goat Show/Judging

Carcass Judging: TBD based on judges' availability

Livestock Sale: Saturday 6:30p

Release: Sunday 4p

- Refer to all **Langlade County Fair General Rules & Regulations and Chapter ATCP 160** at the beginning of this book.
- Goat exhibitors shall follow state health rules listed in front of this book.
- Goats may have horns intact with proper covering (i.e. rubber hose tubing).
- Open to purebred or grade goats. Purebreds shall be registered; papers will be checked.
- All goats of any age must be identified with official Scrapie ear tags and number must be entered on Fair Entry.
- All milk produced by lactating does is the full responsibility of the exhibitor.
- No uncastrated males may be brought or shown at the fair.
- Goats that have freshened within 60 days of the fair date are not to be brought to nor shown at the fair in compliance with Scrapie regulations.
- Goats must be able to walk with a show halter or a chain show collar in all classes.
- First and second year goat exhibitors are not required to sell their animals. All market animals for third year plus goat exhibitors must sell unless the Livestock Pavilion Committee is notified at the time of weigh-in.
- If the exhibitor is showing multiple market species, the exhibitor must choose which animal will be sold at the final weigh-in.
- A proper dress code is required. A dress shirt or western type shirt that is buttoned to the next to last button, blue jeans, belt, and sturdy shoes or boots (no tennis shoes allowed).
- Goat breeds by their use: this list is a composite of different sources. The judge's decision as to use is final.
  - Dairy: Alpine, LA Mancha, Nigerian Dwarf, Saanen, Oberhasli, Toggenburg
  - Meat: Boer, Kiko, Rove, Spanish, Fainting, Pygmy, Myotonic, Nubian
  - Fiber: Angora, Cashmere, Pygora, Nigora
  - Pet: Nigerian Dwarf, Australian, Miniature goat (including pygmy), Anglo-Nubian, Mini Alpines, and any other goat with unknown breeding.
- Definitions:
  - Junior Kid Doe/Wether – born after March 31<sup>st</sup> of current year
  - Senior Kid Doe/Wether – born January 1<sup>st</sup> – March 31<sup>st</sup> of current year
  - Junior Yearling Doe/Wether – born August 1<sup>st</sup> – December 31<sup>st</sup> of previous year
  - Senior Yearling Doe/Wether – at least 12 months old but under 24 months old, no in milk
  - Mature Goat – 3 years or older
  - Yearling Milker – under 2 years of age in milk
  - Junior Milker – at least 2 years old but under 3 years old in milk
  - Mature Milker – at least 3 years old but under 5 years old
  - Aged Milker – 5 years old and older

### **Goat Showmanship – Class A:**

- Exhibitors may enter one animal in showmanship that is also entered in a regular fair goat class.
- Judging will be on appearance and cleanliness of animal, exhibitor's leading and posing of animal, and alertness of exhibitor.
- Age as of January 1.
  1. Senior Showmanship – 9<sup>th</sup> grade and up
  2. Intermediate Showmanship – 6<sup>th</sup>-8<sup>th</sup> grade
  3. Junior Showmanship – 3<sup>rd</sup>-5<sup>th</sup> grade

\$3.00 2.50 2.00 1.50

**Non-Goat Owner Showmanship – Class B:**

- For youth who are learning about the goat project, but do not own their own goat and are not showing goats at any other fair.
- The youth must enter into a contract with another exhibitor to learn about the project throughout the year. A copy of the contract must be provided prior to the show. These exhibitors will participate in showmanship using an animal that is already being shown by another exhibitor.
- Youth must be 3<sup>rd</sup> grade or older to participate in this division.
- Exhibitors may enter one animal in showmanship that is also entered in a regular fair goat class.
- Judging will be on appearance and cleanliness of animal, exhibitor's leading and posing of animal, and alertness of exhibitor.
- Age as of January 1.
  1. Senior Showmanship – 9<sup>th</sup> grade and up
  2. Intermediate Showmanship – 6<sup>th</sup>-8<sup>th</sup> grade
  3. Junior Showmanship – 3<sup>rd</sup>-5<sup>th</sup> grade

\$3.00 2.50 2.00 1.50

**Meat Goats – Class C**

- All meat goats must be born in the current fair year.
  1. Bred & owned Junior kid doe
  2. Bred & owned Junior kid wether
  3. Junior kid doe
  4. Junior kid wether
  5. Bred & owned Senior kid doe
  6. Bred & owned Senior kid wether
  7. Senior kid doe
  8. Senior kid wether

\$5.00 4.00 3.00 2.00

**Fiber Goats – Class D:**

1. Bred & owned Junior kid
2. Bred & owned Junior yearling
3. Bred & owned Mature goat
4. Bred & owned Senior kid
5. Bred & owned Senior yearling
6. Junior kid
7. Junior yearling
8. Mature goat
9. Senior kid
10. Senior yearling

\$5.00 4.00 3.00 2.00

**Pet Goats & Scrub Goats – Class E:**

- Refers to "mutt" goats of mixed and/or unknown breeding; pets included.
  1. Junior kid doe
  2. Junior kid wether
  3. Junior yearling
  4. Mature doe
  5. Mature wether
  6. Senior kid doe
  7. Senior kid wether
  8. Senior yearling

\$5.00 4.00 3.00 2.00

**Dairy Goats – Class F:**

1. Aged milker
2. Bred & owned aged milker
3. Bred & owned dry doe
4. Bred & owned junior doe kid
5. Bred & owned junior milker
6. Bred & owned junior yearling doe
7. Bred & owned mature milker
8. Bred & owned senior doe kid
9. Bred & owned senior yearling doe
10. Bred & owned yearling milker
11. Dry doe
12. Junior doe kid
13. Junior milker
14. Junior yearling doe
15. Mature milker
16. Senior doe kid
17. Senior yearling doe
18. Yearling milker

\$5.00 4.00 3.00 2.00

**Goat Herd Exhibits – Class G:**

1. Individual Herd Exhibit – Grade or purebred, shall consist of one doe under 1 year old, one doe at least 1 year old but less than 2 years old, and one doe at least 2 years old all of which shall be owned by the same exhibitor.

\$6.00 5.00 4.00 3.00

**Goat Market Class – Class H:**

- Market goats must be a minimum of 55 lbs., but not exceed a maximum of 150 lbs. by fair weigh-in. Goats exceeding 150 lbs. will sell at 150 lbs.
- Market goats may not be more than one year old as of the day of the sale.
- Market goats must be weighed-in at the initial weigh-in scheduled in April.
- Market goats may be a wether or doe, no bucks.
- Meat breeds eligible to sell are Boer, Spanish, Brush, Myotonic, Kiko, Nubian, Pygmy, and any cross of these listed or a dairy/meat cross.
- All breeds or crossbreeds (horned, polled, haired, etc.) are eligible if they are manageable.
  1. Market goat
  2. Dairy meat goat

\$5.00 4.00 3.00 2.00

### Goat Carcass Class – Class I:

- Open only to exhibitors who are entered in the goat market animal class.
- The carcass judging will be done via ultrasound. Judging criteria will be determined by the judge based on current industry standards.

1. Goat Carcass

\$6.00 5.00 4.00 3.00

### Horses & Ponies (Equine) – Department 6

#### Includes Horseless Horse

Horse Barn/Arena

Check In: Thursday 8a-10a

Pleasure Show/Judging: Saturday 8a-12p

Release: Sunday 4p

Fun & Speed Show and Hunter/Jumper: Saturday, July 25 8a-12p

**It is a privilege to participate in the Langlade County Fair; however, this privilege can be revoked. Exhibitors, parents, guardians, leaders, and volunteers are expected to always conduct themselves in an appropriate manner.**

- Refer to all **Langlade County Fair General Rules & Regulations and Chapter ATCP 160** at the beginning of this book.
- Horse exhibitors must be in 3<sup>rd</sup> grade to exhibit. A maximum of two animals may be entered by a single exhibitor. One shall be owned by the project member (or their family), the other may be managed by the exhibitor as defined by project requirements. **Managed means the animal is under the care of the exhibitor, i.e., care, expenses, grooming, exercising, etc.** For families who own, up to three exhibitors from the same family may enter the same animal in showmanship or horsemanship in different classes. One of the exhibitors from the same family may also enter the same animal in either the pleasure or halter class.
- **Horseless Horse** – The horseless project member may enter in the following horseless horse classes: Showmanship, Horseless Horse Walk/Trot Equitation, Horsemanship, Walt/Trot Trail, and Pleasure. Horseless horse exhibitors may also participate in costume class, model horse classes, and fun show classes at a walk/trot.
- **Each horse may receive only two paid premiums.** No animal may be shown for multiple premiums under pleasure, halter, or trail/obstacle except by another member of the same immediate family. An animal may be shown for ribbons in multiple classes by any individual. One premium will be in either showmanship or horsemanship class, and one will be in either pleasure, halter, or trail/obstacle. Premiums are paid only to the top four winners in regular judging classes. Ribbons awarded for the remaining premium places, non-premium entries, and Danish judging class winners.
- Proof of the animals' age and breed shall be furnished if requested. Age of equines is as of January 1 of current year. Only stallions born on or after January of the fair year may be shown. Equines under two years of age must be shown at halter. Suckling colts may be shown with mare; mare is not to be judged. Two-year-olds may be shown at halter or under saddle.
- Ponies may only enter riding classes designated as pony classes. Ponies include heights of 56 in. and under. Any equine over 56 in. is considered a horse. If a purebred registered horse measures as a pony, it must be entered as a horse. Only a half-registered horse (such as a half Arab) measuring as a pony, may be shown as a pony.
- Stalling horses for the duration of the fair is encouraged but not required. Veterinary excuses are not required for those horses not able to be stalled at the fairgrounds during the fair.
- Exhibitors shall contact the horse and pony fair superintendent right away if you cannot exhibit your animal, will be late getting it to the fair, other conflicts, or special requests.
- Stall decorating may be done beginning Monday morning of fair week, until check-in time on Thursday.
- Each exhibit must have a serviceable halter with lead, water bucket, salt, and adequate amount of feed brought with it and kept in the barn during the fair. Stall bedding will be provided by the horse and pony project.
- The time and areas for exercise will be set by the horse and pony project.
- Exhibitors shall clean out their stall after exhibits are released at 4p on Sunday of the fair.
- All youth are asked to help with barn/grounds clean up on Monday after the fair.
- Those who keep their horse trailers at the fair are responsible for cleaning up the area around them.
- Exhibitors will follow Wisconsin 4-H Horse Project rules for proper attire and equipment. Helmets will be worn while mounted on or driving a horse or pony.
- Riding classes (English and Western) – snaffle and bosal allowed for horses five years old and under.
- In the event of a rain day, premium classes will be done on Sunday as weather permits. The fun show will be rescheduled by the horse and pony project.
- Mistreatment of horse(s) will result in disqualification which results in no premiums being paid.

### Halter – Class A:

- Ribbon Class – Grand Champion and Reserve Halter Rosettes
  - The animal exhibited is judged on their conformation, representation of breed standard, and good manners.
1. Draft at Halter                      2. English at Halter                      3. Pony at Halter                      4. Western at Halter

### Showmanship – Class B:

- Each exhibitor is judged on their presentation and ability to fit, groom, and show the horse/pony from the ground.
1. Draft horse showmanship – 3<sup>rd</sup>-13<sup>th</sup> grade                      7. Horseless Horse showmanship, English/Western 9<sup>th</sup> grade and up
2. English showmanship – 3<sup>rd</sup>-5<sup>th</sup> grade
3. English showmanship – 6<sup>th</sup>-8<sup>th</sup> grade                      8. Therapeutic showmanship – 3<sup>rd</sup>-13<sup>th</sup> grade
4. English showmanship – 9<sup>th</sup> grade and up                      9. Western showmanship – 3<sup>rd</sup>-5<sup>th</sup> grade
5. Horseless Horse showmanship, English/Western, 3<sup>rd</sup>-5<sup>th</sup> grade                      10. Western showmanship – 6<sup>th</sup>-8<sup>th</sup> grade
6. Horseless Horse showmanship, English/Western, 6<sup>th</sup>-8<sup>th</sup> grade                      11. Western showmanship – 9<sup>th</sup> grade and up

\$8.00 7.00 6.00 5.00

**Western Pleasure – Class C**

- The horse/pony is judged on its performance, good manners, and as a pleasurable ride.
  - Horseless Horse, walk/trot – 3<sup>rd</sup>-5<sup>th</sup> grade
  - Horseless Horse, walk/trot – 6<sup>th</sup>-8<sup>th</sup> grade
  - Horseless Horse, walk/trot – 9<sup>th</sup> grade and up
  - Western pleasure – 3<sup>rd</sup>-5<sup>th</sup> grade
  - Western pleasure – 6<sup>th</sup>-8<sup>th</sup> grade
  - Western pleasure – 9<sup>th</sup> grade and up
  - Western pleasure ponies – 56” and under, 3<sup>rd</sup>-7<sup>th</sup> grade
  - Western pleasure ponies – 56” and under, 8<sup>th</sup> grade and up

\$8.00 7.00 6.00 5.00

**Western Horsemanship – Class D**

- The horse/pony is judged on its performance and good manners.
  - Horseless Horse, walk/trot – 3<sup>rd</sup>-5<sup>th</sup> grade
  - Horseless Horse, walk/trot – 6<sup>th</sup>-8<sup>th</sup> grade
  - Horseless Horse, walk/trot – 9<sup>th</sup> grade and up
  - Western horsemanship – 3<sup>rd</sup>-5<sup>th</sup> grade
  - Western horsemanship – 6<sup>th</sup>-8<sup>th</sup> grade
  - Western horsemanship – 9<sup>th</sup> grade and up
  - Western horsemanship, ponies – 56” and under 3<sup>rd</sup>-5<sup>th</sup> grade
  - Western horsemanship, ponies – 56” and under 6<sup>th</sup>-8<sup>th</sup> grade
  - Western horsemanship, ponies – 56” and under 9<sup>th</sup> grade and up

\$8.00 7.00 6.00 5.00

**English Pleasure – Class E:**

- The horse/pony is judged on its performance, good manners, and as a pleasurable ride.
  - English pleasure – 3<sup>rd</sup>-5<sup>th</sup> grade
  - English pleasure – 6<sup>th</sup>-8<sup>th</sup> grade
  - English pleasure – 9<sup>th</sup> grade and up
  - English pleasure, ponies – 56” and 3<sup>rd</sup>-5<sup>th</sup> grade
  - English pleasure, ponies – 56” and under, 6<sup>th</sup>-8<sup>th</sup> grade
  - English pleasure, ponies – 56” and under, 9<sup>th</sup> grade and up
  - English pleasure, ponies – 56” and under, 9<sup>th</sup> grade and up
  - Horseless Horse – 3<sup>rd</sup>-5<sup>th</sup> grade
  - Horseless Horse – 6<sup>th</sup>-8<sup>th</sup> grade
  - Horseless Horse – 9<sup>th</sup> grade and up

\$8.00 7.00 6.00 5.00

**English Equitation – Class F:**

- Riders are judged on their style and ability to show the mount under saddle for English riding.
  - English equitation – 3<sup>rd</sup>-5<sup>th</sup> grade
  - English equitation – 6<sup>th</sup>-8<sup>th</sup> grade
  - English equitation – 9<sup>th</sup> grade and up
  - English equitation, ponies – 56” and under, 3<sup>rd</sup>-5<sup>th</sup> grade
  - English equitation, ponies – 56” and under, 6<sup>th</sup>-8<sup>th</sup> grade
  - English equitation, ponies – 56” and under, 9<sup>th</sup> grade and up
  - Horseless Horse – 3<sup>rd</sup>-5<sup>th</sup> grade
  - Horseless Horse – 6<sup>th</sup>-8<sup>th</sup> grade
  - Horseless Horse – 9<sup>th</sup> grade and up

\$8.00 7.00 6.00 5.00

**Barrels – Class G:**

- Horsemanship – this will be a pattern
  - Barrels – 3<sup>rd</sup>-5<sup>th</sup> grade
  - Barrels – 6<sup>th</sup>-8<sup>th</sup> grade
  - Barrels – 9<sup>th</sup> grade and up

\$8.00 7.00 6.00 5.00

**In Hand Trail – Class H:**

- Horse, Pony, Mini
- Walk/trot only. Saddle allowed.
- Entries are required to go over jumps. Failure to attempt to negotiate jumps in prescribed order will result in disqualification.
  - In Hand Trail – 3<sup>rd</sup> grade and up

\$8.00 7.00 6.00 5.00

**Trail – Class I:**

- Trail class will judge the horse on performance over obstacles with emphasis on manners and response to the rider.
  - Horseless Horse, walk/trot – 3<sup>rd</sup> grade and up
  - Therapeutic trail – 3<sup>rd</sup> grade and up
  - Trail class – 3<sup>rd</sup>-5<sup>th</sup> grade
  - Trail class – 6<sup>th</sup>-8<sup>th</sup> grade
  - Trail class – 9<sup>th</sup> grade and up

\$8.00 7.00 6.00 5.00

**Driving – Class J:**

- Obstacle Driving – 3<sup>rd</sup> grade and up (The horse/pony is judged on performance around or over obstacles and response to driver)
- Reinsmanship Driving – 3<sup>rd</sup> grade and up (The exhibitor is judged on skill and expertise in handling the driving animal)

\$8.00 7.00 6.00 5.00

**Driving – Class K:**

- Pleasure Driving – 3<sup>rd</sup> grade and up (The horse/pony is judged on its manner and way of going)

\$8.00 7.00 6.00 5.00

**Pony & Mini Trail in Hand – Class L:**

- Trail entries are required to work over and through obstacles. Failure to attempt to negotiate obstacles in prescribed order will result in disqualification.

1. 3<sup>rd</sup> grade and up

\$8.00 7.00 6.00 5.00

**Pony & Mini Jumper in Hand – Class M:**

- Entries are required to go over jumps. Failure to attempt to negotiate jumps in prescribed order will result in disqualification.

1. 3<sup>rd</sup> grade and up

\$8.00 7.00 6.00 5.00

**Judging of 4 Horses – Class N:**

1. 3<sup>rd</sup> grade and up and any horseless horse member

\$8.00 7.00 6.00 5.00

**Costume – Class O:**

- Ribbon class
- The costume should be designed for both horse/pony and exhibitor.

1. 3<sup>rd</sup> grade and up

**Special Awards: Awards will be given out at the end of the classes.**

- **4-H Gladys Kaiser Horsemanship Award:** A traveling award awarded to the winner of English Equitation and Western Horsemanship championship winner. In the event the same rider wins both English and Western, the individual will be the automatic winner of the award.
- **Judi D. Hilger Memorial Gymkhana Traveling Award:** A traveling award awarded to the winner based off an accumulation of points earned at the fair while competing in timed events. Tied times will result in sharing of the awards.
- **Sue Swartz-Holtz Speed Traveling Memorial Award:** A traveling award awarded to the winner based off an accumulation of points earned at the fair while competing in the timed events.

***FUN SHOW: The following Horse and Pony classes are ribbon classes only. Ribbons will be awarded for first through fifth place and are based on the best time. In the event of a tie, there will be a runoff between the exhibitors to determine the placing. Horseless horse members must participate in classes at a walk/trot.***

**Fun Show Plug Race – Class Q:**

**Fun Show Barrels – Class R:**

**Fun Show LT Special – Class S:**

**Fun Show Flag Race – Class T:**

**Fun Show Pole Bending – Class U:**

**Fun Show Texas Keyhole – Class V:**

1. 3<sup>rd</sup>-5<sup>th</sup> grade
2. 6<sup>th</sup>-8<sup>th</sup> grade
3. 9<sup>th</sup> grade and up

**Stall Decoration – Class W:**

- Youth members will choose one of the following options: The four Principles of 4-H: Head, Heart, Hands, and Health; Horse Education; or the current fair theme.
  - Judging is based on creativity, uniqueness, cleanliness, and style.
  - Youth members are encouraged to decorate each of their horse stalls, but only one stall per member will be awarded a prize.
  - **Prizes are sponsored by the Horse and Pony Project at their discretion.**
1. Stall decoration

**Llamas, Alpacas & Domesticated Exotic Animals – Department 11**

Outdoor Arena near Horse Barn

Check In: Wednesday 8a-1p

Show/Judging: Friday following Goat judging

Release: Sunday 4p

- Refer to all **Langlade County Fair General Rules & Regulations and Chapter ATCP 160** at the beginning of this book.
- The age of the animal shall be computed as of the show date.
- Nursing dams may not be shown accompanied by their cria; therefore, it is recommended to not show a nursing dam.
- A proper dress code is required. Dark jeans or slacks, hard sole shoes, and light-colored respectable shirts.

**Llamas & Alpacas Halter – Class A:**

1. Female 12 months to under 24 months
2. Female 24 months and over
3. Female 6 months to under 12 months
4. Gelding 12 months to under 24 months
5. Gelding 24 months and over
6. Male 6 months to under 12 months

\$5.00 4.00 3.00 2.00

**Obstacle – Class B:**

- Ribbon class
  - Judged on the willingness of the animal to follow the handler and mutual confidence and trust between animal and handler. Animals should work on a loose lead while being allowed freedom to look at each obstacle.
1. Beginner/Intermediate – 3<sup>rd</sup>-8<sup>th</sup> Grade
  2. Senior – 9<sup>th</sup> grade and up

**Showmanship – Class C:**

- Judged on the exhibitor's ability to show animal to its best advantage applying trained showmanship techniques.
1. Beginner – 3<sup>rd</sup>-5<sup>th</sup> grade
  2. Intermediate – 6<sup>th</sup>-8<sup>th</sup> grade
  3. Senior – 9<sup>th</sup> grade and up
- \$5.00 4.00 3.00 2.00

**Costume – Class D:**

- Ribbon class
  - The costume class consists of a llama/alpaca at halter to be dressed in any manner at the option of the exhibitor. Exhibitor's attire to be judged on beauty and originality, coordination with animal, and spectator appeal.
1. Costume

**Poultry & Poultry Products – Department 7**

Exhibition Building

Check In: Wednesday 4p-6p

Show/Judging: Friday 9a

Fur &amp; Feather Sale – held during Livestock Sale: Saturday 6:30p (Livestock Pavilion)

Release: Sunday 4p

- Refer to all **Langlade County Fair General Rules & Regulations and Chapter ATCP 160** at the beginning of this book.
- Poultry exhibitors are required to comply with all the statutory and regulatory provisions of the state of Wisconsin relating to animal health. See current animal health regulations.
- Each exhibitor shall be allowed one entry per lot number with a maximum of 15 total breed entries.
- All poultry will need an identifying leg band.
- All poultry must be owned by the exhibitor by June 1<sup>st</sup> of the current fair year. Exhibitors must show their animal.
- All poultry must be feathered – birds younger than six weeks may not be shown, unless a meat bird.
- All poultry must originate from an NPIP participating flock. Wisconsin Tested Flock, Wisconsin Associate Flock, or shall be individually tested for Pullorum-Typhoid within 90 days of exhibition. Birds for exhibition may not be housed or co-mingled with any untested/uncertified birds. Exhibitors are required to provide a photocopy of one of the following as proof of Pullorum-free status: Pullorum-free certificate from breeder or hatchery, which includes the NPIP number, DATCP letter of acceptance as a Wisconsin Tested or Associate Flock, or a Wisconsin Individual Poultry Test Report. These photocopies must be presented to the superintendent or associate before unloading birds and will not be returned to the exhibitor.
- If exhibiting eggs, exhibitors must test the whole flock for Pullorum-Typhoid or must originate from a NPIP participating flock. If the exhibitor does not have flock certification, eggs will not be exhibited.
- Birds must be free of lice. Birds with lice or other pests will be sent home.
- Exhibitors are required to participate in building duty. Sign-up sheet will be available at the fair.
- The American Standard of Perfection will govern poultry judging.
- Poultry judging will take place in the center ring of the building. Handling of the birds is important as the exhibitor will have to walk his or her birds to the center ring for judging. Only a parent or another project youth may assist a youth member.
- Showmanship judging will follow breed judging.
- Proper show attire is important. Jeans and long-sleeved shirts or show coats are acceptable.
- See the Vet Science Department for educational exhibits.
- Poultry will be sold during the Livestock Sale on Saturday at 6:30p in the Livestock Pavilion. Only one animal (rabbit or poultry) may be sold in the auction. Exhibitors may sell any breed. Youth wishing to participate in the auction must pick up an informational packet for their species superintendent.

**Class Descriptions:**

Cock (old male): hatched prior to January 1 of current year

Hen (old female): hatched prior to January 1 of current year

Cockerel (young male): hatched after January 1 of current year

Pullet (young female): hatched after January 1 of current year

Young Drake: male less than one year old

Drake: male over one year old

Young Duck: female less than one year old

Duck: female over one year old

<b>Breeds &amp; Class Numbers</b>				
<b>American Breeds</b>	<b>Cock</b>	<b>Hen</b>	<b>Cockerel</b>	<b>Pullet</b>
Any Other American Variety (Dominiques, Buckeyes, Chanteclers, Etc.)	1	2	3	4
Any Plymouth Rock	1	2	3	4
Barred Plymouth Rock	1	2	3	4
Jersey Giant	1	2	3	4
New Hampshire	1	2	3	4

Rhode Island Red	1	2	3	4
Wyandotte's	1	2	3	4
<b>Asiatic Breeds</b>	<b>Cock</b>	<b>Hen</b>	<b>Cockerel</b>	<b>Pullet</b>
Langshan	1	2	3	4
Brahmas	1	2	3	4
Cochins	1	2	3	4
<b>Mediterranean Breeds</b>	<b>Cock</b>	<b>Hen</b>	<b>Cockerel</b>	<b>Pullet</b>
Any Minorca	1	2	3	4
Ancona	1	2	3	4
Any Leghorn, Single or Rose Comb	1	2	3	4
Any Other Mediterranean Varieties	1	2	3	4
<b>English Breeds</b>	<b>Cock</b>	<b>Hen</b>	<b>Cockerel</b>	<b>Pullet</b>
All Other English Varieties	1	2	3	4
Any Orpington	1	2	3	4
Australorps	1	2	3	4
Cornish	1	2	3	4
Sussex	1	2	3	4
<b>Continental Breeds</b>	<b>Cock</b>	<b>Hen</b>	<b>Cockerel</b>	<b>Pullet</b>
Any Maran	1	2	3	4
Any Other Continental Varieties	1	2	3	4
Any Polish	1	2	3	4
Salmon Favorelle	1	2	3	4
<b>Other Standard Breeds</b>	<b>Cock</b>	<b>Hen</b>	<b>Cockerel</b>	<b>Pullet</b>
Americanuas	1	2	3	4
Any colored egg layer (Easter egger, Olive egger, etc.)	1	2	3	4
Any Other Standard Breed	1	2	3	4
Any Sumatra	1	2	3	4
Araucana	1	2	3	4
Barnyard Buddies (any mixed breed chicken)	1	2	3	4
Cream Legbar	1	2	3	4
Production Breed (heavy egg layer)	1	2	3	4
Spitzhaben	1	2	3	4
<b>Bantams Breeds-</b>				
<b>Single Combed Clean Legged</b>	<b>Cock</b>	<b>Hen</b>	<b>Cockerel</b>	<b>Pullet</b>
All Brown Leghorn	1	2	3	4
All Other Plymouth Rock	1	2	3	4
All Other SCCL Bantam	1	2	3	4
Any Japanese	1	2	3	4
Barred Plymouth Rock	1	2	3	4
New Hampshire	1	2	3	4
Rhode Island Red	1	2	3	4
White Leghorn	1	2	3	4
White Plymouth Rock	1	2	3	4
<b>Rose Comb Clean Legged Bantams</b>	<b>Cock</b>	<b>Hen</b>	<b>Cockerel</b>	<b>Pullet</b>
All Other RCCL Bantams	1	2	3	4
All Other Wyandotte	1	2	3	4
Any Antwerp Belgian	1	2	3	4
Any Rose Comb	1	2	3	4
Any Sebright	1	2	3	4
Black Wyandotte	1	2	3	4
White Wyandotte	1	2	3	4
<b>Feather Legged Bantams</b>	<b>Cock</b>	<b>Hen</b>	<b>Cockerel</b>	<b>Pullet</b>
All Other Cochin	1	2	3	4
All Other Feather Legged Bantams	1	2	3	4
Any d'Uccle	1	2	3	4
Any Silkie	1	2	3	4
Black Cochin	1	2	3	4
Buff Brahma	1	2	3	4
Buff Cochin	1	2	3	4
Dark Brahma	1	2	3	4
Light Brahma	1	2	3	4
White Cochin	1	2	3	4
<b>Game Bantams</b>	<b>Cock</b>	<b>Hen</b>	<b>Cockerel</b>	<b>Pullet</b>
All Modern Game	1	2	3	4
All Other Old English	1	2	3	4
Any American Game	1	2	3	4

Black Breasted Red Old English	1	2	3	4
Red Pyle Old English	1	2	3	4
Silver Duckwing Old English	1	2	3	4
<b>All Other Comb Clean Legged Bantam</b>	<b>Cock</b>	<b>Hen</b>	<b>Cockerel</b>	<b>Pullet</b>
All Other AOCCL	1	2	3	4
Any Ameraucana	1	2	3	4
Any Cornish	1	2	3	4
Any Polish	1	2	3	4
<b>Duck Breeds</b>	<b>Drake</b>	<b>Hen</b>	<b>Young Drake</b>	<b>Young Hen</b>
All Other Call Ducks	1	2	3	4
Any Heavy Duck	1	2	3	4
Any Medium Duck	1	2	3	4
Any Other Bantam Ducks	1	2	3	4
Any Other Call	1	2	3	4
Any Other Light Duck	1	2	3	4
Any Runner	1	2	3	4
Cayuga	1	2	3	4
Gray Call	1	2	3	4
Khaki Campbell	1	2	3	4
Mallard	1	2	3	4
Pekin	1	2	3	4
Rouen	1	2	3	4
White Call	1	2	3	4
<b>Game Breeds</b>	<b>Old Cock</b>	<b>Old Hen</b>	<b>Young Cock</b>	<b>Young Hen</b>
Coturnix Quail	1	2	3	4
Button Quail	1	2	3	4
Bobahile Quail	1	2	3	4
Any Other Quail	1	2	3	4
<b>Geese Breeds</b>	<b>Gander</b>	<b>Goose</b>	<b>Young Gander</b>	<b>Young Goose</b>
African	1	2	3	4
Any Other Goose Variety	1	2	3	4
Chinese	1	2	3	4
Embeden	1	2	3	4
Toulouse	1	2	3	4
<b>Peafowl Breeds</b>	<b>Peacock</b>	<b>Peahen</b>	<b>Peachick Male</b>	<b>Peachick Female</b>
Indian	1	2	3	4
Any Other Peafowl	1	2	3	4
<b>Pigeon Breeds</b>	<b>Old Cock</b>	<b>Old Hen</b>	<b>Young Cock</b>	<b>Young Hen</b>
Any Other Variety – Fancy	1	2	3	4
Any Other Variety – Utility	1	2	3	4
Common Pigeon	1	2	3	4
Homing Pigeon	1	2	3	4
Fantails	1	2	3	4
Racins	1	2	3	4
Show Kings	1	2	3	4
Tumblers	1	2	3	4
<b>Turkey Breeds</b>	<b>Tom</b>	<b>Hen</b>	<b>Jake</b>	<b>Jenny</b>
Any Other Variety	1	2	3	4
Bronze	1	2	3	4
White	1	2	3	4
<b>Guinea</b>	<b>Cock</b>	<b>Hen</b>	<b>Cockerel</b>	<b>Pullet</b>
All Guinea Varieties	1	2	3	4

\$2.00 1.75 1.50 1.25

**Market Class – Class B:**

1. Broiler Pen – 2 birds, same sex, 2 ½ to 4 ½ lbs. each (Cornish cross & any other breed)
2. Roaster Pen – 2 birds, same sex, over 5 lbs. each (Cornish cross & any other breed)
3. Young Duck – Over 5 lbs.
4. Young Goose – 7 lbs. or over
5. Young Turkey – Over 15 weeks of age

\$2.00 1.75 1.50 1.25

**Showmanship – Class C:**

1. Beginner (first year exhibitor – any age)
2. Junior (3<sup>rd</sup>-5<sup>th</sup> grade)
3. Intermediate (6<sup>th</sup>-8<sup>th</sup> grade)
4. Senior (9<sup>th</sup> grade and up)

\$3.00 2.50 2.00 1.50

### **Poultry Egg Exhibit – Class D:**

- Exhibitors must have whole flock Pullorum-Typhoid tested, and be able to provide proof of testing, to show eggs at the fair.
- Display eggs in cartons. Use a separate carton for each entry.
- All eggs must be thrown away after the fair.
- 1. Chicken Eggs – White (6 eggs only)
- 2. Chicken Eggs – Brown (6 eggs only)
- 3. Chicken Eggs – Colored (6 eggs only – not dyed)

\$1.75 1.50 1.25 1.00

### **Cage Decoration – Class E:**

- Regular judging – ribbon class
- Judging Thursday at 10a.
- Judging is based on creativity, uniqueness, cleanliness, and style.
- Exhibitors are encouraged to decorate each of their cages, but only one cage per member will be awarded a prize.
- 1. Individual Cage Decoration

### **Best Family or Club Decoration – Class F:**

- Regular judging – ribbon class
- Judging Thursday at 10a.
- Judging is based on creativity, uniqueness, cleanliness, and style.
- 1. Best Family or Club Decoration

### **Best Costume – Class G:**

- Regular judging – ribbon class
- Judging Friday at 8a.
- Judging is based on creativity, uniqueness, cleanliness, and style.
- Exhibitor must be present to participate.
- 1. Best Costume

## **Rabbits – Department 8**

Exhibition Building

Check In: Wednesday 4p-6p

Show/Judging: Thursday 8:30a

Fur & Feather Sale – held during Livestock Sale: Saturday 6:30p (Livestock Pavilion)

Release: Sunday 4p

- Refer to all **Langlade County Fair General Rules & Regulations and Chapter ATCP 160** at the beginning of this book.
- Rabbit exhibitors are required to comply with all the statutory and regulatory provisions of the State of Wisconsin relating to animal health. See the current animal health regulations.
- Each exhibitor shall be allowed **maximum of fifteen breed entries** *not including* meat, fur, and showmanship classes. May enter more than one rabbit per lot for breed classes.
- All rabbits must be owned by June 15<sup>th</sup> of the current fair year.
- All rabbit exhibitors are required to participate in building duty. See signup sheet at the fair.
- The show will be judged by the rules and regulations of the American Rabbit Breeders Association. Breeds will be divided by recognized show color/patters on show day.
- All rabbits should be permanently earmarked *prior to July 1<sup>st</sup>* (tattooed) and documented on Fair Entry.
- No rabbit under three months will be accepted, unless a market animal entry. **NO EXCEPTIONS.**
- All cages for animals are to be removed from the building as soon as animals are in place.
- Entry tags must be presented to the Superintendent at check in and check out.
- Each exhibitor must show all his or her own entries and animals.
- All exhibitors are required to wear proper show attire of long sleeves and long pants.
- Does with litters or who are subject to give birth may not be exhibited. Does which have just had litters weaned may not be exhibited. Rabbits under eight weeks of age may not be shown.
- No “for sale” signs will be allowed.
- **Fur Classes:** Must be shown as breed animals also (not an additional animal). Fur Class is only for purebred animals.
- See the Vet Science Department for educational exhibits.
- **Showmanship Classes:** All exhibitors are encouraged to participate in showmanship. Exhibitors will be judged on rabbit knowledge, handling skills, appearance of the rabbit, attitude, and appearance of the show person. Each exhibitor must furnish his or her own rabbit and bring the rabbit to the judge. For more instruction and help, please contact the Superintendent.
- **Livestock Sale:** Saturday of fair at 6:30p in the Livestock Pavilion. Only one animal (rabbit or poultry) may be sold in the auction. Exhibitors may sell any breed. Youth wishing to participate in the Livestock Auction must pick up an informational packet from the species superintendent.

**\*\*Breeds are listed in alphabetical order. Due to yearly changes by ARBA, new breeds may be missed. Enter those breeds in “any other”, then write the breed in Fair Entry\*\***

**4- & 6- Class Breeds:**

Breed/Color	Sr. Buck	Sr. Doe	6/8 Buck	6/8 Doe	Jr. Buck	Jr. Doe
American	1	2	3	4	5	6
American Chinchilla	1	2	3	4	5	6
American Fuzzy Lop	1	2			5	6
American Sable	1	2			5	6
Argente Brun	1	2	3	4	5	6
Belgian Hare	1	2			5	6
Beveren	1	2	3	4	5	6
Blanc de Hotot	1	2	3	4	5	6
Britannia Petite	1	2			5	6
California	1	2	3	4	5	6
Champagne d'Argent	1	2	3	4	5	6
Checkered Giant	1	2	3	4	5	6
Cinnamon	1	2	3	4	5	6
Crème d'Argent	1	2	3	4	5	6
Dutch	1	2			5	6
Dwarf Hotot	1	2			5	6
Dwarf Papillion	1	2			5	6
English Angora	1	2			5	6
English Lop	1	2	3	4	5	6
English Spot	1	2			5	6
Flemish	1	2	3	4	5	6
Florida White	1	2			5	6
French Angora	1	2			5	6
French Lop	1	2	3	4	5	6
Giant Angora	1	2	3	4	5	6
Giant Chinchilla	1	2	3	4	5	6
Harlequin	1	2			5	6
Havana	1	2			5	6
Himalayan	1	2			5	6
Holland Lop	1	2			5	6
Jersey Woolly	1	2			5	6
Lilac	1	2			5	6
Lionhead	1	2			5	6
Mini Lop	1	2			5	6
Mini Rex	1	2			5	6
Mini Satin	1	2			5	6
Satin Angora	1	2			5	6
Standard Chinchilla	1	2			5	6
Netherland Dwarf Self	1	2			5	6
Netherland Dwarf Shaded	1	2			5	6
Netherland Dwarf Tan	1	2			5	6
Netherland Dwarf Any Other Variety	1	2			5	6
New Zealand	1	2	3	4	5	6
Palomino	1	2	3	4	5	6
Polish	1	2			5	6
Rex	1	2			5	6
Rhinelander	1	2			5	6
Satin	1	2	3	4	5	6
Silver Fox – Black	1	2	3	4	5	6
Silver Marten	1	2			5	6
Tan	1	2			5	6
Thrianta	1	2			5	6
Any Other 4 Class	1	2			5	6
Any Other 6 Class	1	2	3	4	5	6
<b>Non-ARBA Show Classes</b>						
Pet Class – unknown or mixed breed (spayed or neutered)	1	2			5	6

\$2.00 1.75 1.50 1.25

**Breed Fur Class – Class B:**

- Rabbits must also be entered in breed division to be eligible to be shown in fur classes.
  - Only one entry per lot number.
  - All ARBA rules apply, except all colors show together in one breed fur class. All general disqualifications apply.
- |                          |                              |                           |                       |
|--------------------------|------------------------------|---------------------------|-----------------------|
| 1. American Fur          | 14. Champagne d'Argent Fur   | 27. Havana Fur            | 40. New Zealand Fur   |
| 2. American Fuzzy Lop    | 15. Checkered Giant Fur      | 28. Himalayan Fur         | 41. Palomino Fur      |
| 3. American Sable Fur    | 16. Chinchilla, American Fur | 29. Hotot Fur             | 42. Polish Fur        |
| 4. Angora, English Wool  | 17. Chinchilla, Giant Fur    | 30. Jersey Wolly Wool     | 43. Rex Fur           |
| 5. Angora, French Wool   | 18. Chinchilla, Standard Fur | 31. Lilac Fur             | 44. Rhinelander Fur   |
| 6. Angora, Giant Wool    | 19. Cinnamon Fur             | 32. Lionhead Fur          | 45. Satin Fur         |
| 7. Angora, Satin Wool    | 20. Crème d'Argent Fur       | 33. Lop, English Fur      | 46. Silver Fox Fur    |
| 8. Argente Brune Fur     | 21. Dutch Fur                | 34. Lop, French Fur       | 47. Silver Fur        |
| 9. Belgian Hare Fur      | 22. Dwarf Hotot Fur          | 35. Lop, Holland Fur      | 48. Silver Marten Fur |
| 10. Beveren Fur          | 23. English Spot Fur         | 36. Lop, Mini Fur         | 49. Tan Fur           |
| 11. Blanc de Hotot       | 24. Flemish Giant Fur        | 37. Mini Rex Fur          | 50. Thrianta Fur      |
| 12. Britannia Petite Fur | 25. Florida White Fur        | 38. Mini Satin Fur        |                       |
| 13. Californian Fur      | 26. Harlequin Fur            | 39. Neatherland Dwarf Fur |                       |

\$2.00 1.75 1.50 1.25

**Market Class – Class C:**

- Roasters and stewers must also be entered and shown in breed classes to be eligible to be shown in market classes.
  - Only one entry per lot number.
  - All ARBA rules apply. All general disqualifications apply.
1. Meat Pet – Three rabbits of the same breed, color, or variety (either all broken or all solid). Rabbits should be of equal size and weight. Rabbits should be under 10 weeks, weighting 3 ½ to 5 ½ lbs. They can be the same or opposite sex. Rabbits of marked breeds (broken) must be marked with no disqualification and be of the same variety.
  2. Roaster – A single rabbit under 6 months, weighing 5 ½ to 9 lbs.
  3. Single Fryer – Under 10 weeks, weighing 3 ½ to 5 ½ lbs. Single fryer must be owned and raised by exhibitor. Single fryer rabbit can be selected from the exhibitor's meat pen, so this rabbit may be shown twice – once with the meat pen and a second time as a single fryer.
  4. Stewer – A single rabbit over 6 months, weighing at least 8 lbs.

\$2.00 1.75 1.50 1.25

**Showmanship Class – Class D:**

1. Beginner (first year rabbit exhibitors)
2. Junior (3<sup>rd</sup>-5<sup>th</sup> grade)
3. Intermediate (6<sup>th</sup>-8<sup>th</sup> grade)
4. Senior (9<sup>th</sup> grade and above)

\$3.00 2.50 2.00 1.50

**Cage Decoration – Class E:**

- Regular judging – ribbon class
  - Judging Thursday at 10a
  - Judging based on creativity, uniqueness, cleanliness, and style.
  - Exhibitors are encouraged to decorate each of their cages, but only one cage per member will be awarded a prize.
1. Individual Cage Decoration

**Best Costume – Class F:**

- Regular judging – ribbon class
  - Judging Friday at 8a
  - Judging is based on creativity, uniqueness, cleanliness, and style.
  - Exhibitor must be present to participate.
1. Best Costume

## Sheep – Department 4

Livestock Pavilion

Check In: Wednesday 8a-12p

Final Weigh-in: Wednesday 12:30p-1p

Show/Judging: Thursday 12:30p

Carcass Judging: TBD based on judges' availability

Livestock Sale: Saturday 6:30p

Release: Sunday 4p

- Refer to all **Langlade County Fair General Rules & Regulations and Chapter ATCP 160** at the beginning of this book.
- Sheep exhibitors shall follow state health rules.
- Age Classifications – See ATCP 160.08; Class definitions, individual classes in front of Fair Book.
- Purebred or crossbred wether or ewe. Animals shall be born on or after December 1 of the prior year and weigh 95 or more lbs. at the final weight in. Sheep weighing over 150 lbs. will sell at 150 lbs.
- A flock is defined as three sheep (all three sheep must be entered in other classes by one exhibitor). One sheep must be a mature ewe or yearling ewe. Ex. one mature ewe, one spring ewe lamb, one yearling ewe.

### Sheep Showmanship – Class A:

- Exhibitors may enter one animal in showmanship that is also entered in a regular fair sheep class. The exhibitor shall show their own animal. Judging will be on appearance and cleanliness of animal, exhibitor's leading and posing of animal, and alertness of exhibitor.
- Order of show to be determined by judge.
  1. Senior Showmanship – 9<sup>th</sup> grade and up as of January 1
  2. Intermediate Showmanship – 6<sup>th</sup>-8<sup>th</sup> grade as of January 1
  3. Junior Showmanship – 3<sup>rd</sup>-5<sup>th</sup> grade as of January 1

\$3.00 2.50 2.00 1.50

### Sheep Purebred Breeding – Meat Breeds – Class B:

- Breeds include Suffolk, Hampshire, Dorset, Cheviot, Oxford, Shropshire, Southdown

### Sheep Purebred Breeding – Wool Breeds – Class C:

- Breeds include Columbia, Corriedale, Leicester, Montadale, Rambouillet, Targhee

### Sheep Purebred Breeding – Any Other Recognized Breed – Class D:

### Sheep Crossbred Breeding – Meat Breeds – Class E:

### Sheep Crossbred Breeding – Wool Breeds – Class F:

### Sheep Crossbred Breeding – Any Other Recognized Breed – Class G:

- |                    |                      |                    |                  |
|--------------------|----------------------|--------------------|------------------|
| 1. Ewe Lamb Fall   | 4. Ewe Mature        | 7. Ram Lamb Fall   | 10. Ram Yearling |
| 2. Ewe Lamb Spring | 5. Ewe Yearling      | 8. Ram Lamb Spring |                  |
| 3. Ewe Lamb Winter | 6. Exhibitor's Flock | 9. Ram Lamb Winter |                  |

\$5.00 4.00 3.00 2.00

### Sheep Market – Class H:

- Lambs in the market class should be slick shorn within fourteen days of the show date.
- Class can be combined according to number of entries.
  1. Purebred Market
  2. Crossbred Market

\$5.00 4.00 3.00 2.00

### Sheep Carcass – Class I:

- Open only to exhibitors who are entered in the sheep market animal class.
- The carcass judging will be done via ultrasound. Judging criteria will be determined by the judge based on current industry standards.
- Only ONE entry into Fair Entry per exhibitor for this class.
  1. Sheep Carcass

\$6.00 5.00 4.00 3.00

### Pair of Lambs – Class J:

- Regular judging – ribbon class
- Lambs in this class do not have to be shown in a separate class but must be entered in Fair Entry.
  1. Pair of Lambs – Any two lambs: spring, winter, fall ewe lamb or market lamb owned by the same exhibitor.

### Wool/Fleece Section – Class K:

- No more than 12 months growth. Clean or unclean fleece from one animal. Fleece to be exhibited packed loosely in clear bag so as not to impair character or attractiveness.
- Fleece will be judged following the flock exhibit class. After the fleece judging, it will be brought over to Department 10, Vet Science in the Multipurpose Building for display.
  1. Wool/Fleece

\$5.00 4.00 3.00 2.00

**Lead Line – Class L:**

- Class is open to all sheep exhibitors registered in any class.
- All sheep must be haltered and must lead.
- Exhibitors shall wear wool fabric attire.
- Sheep can be an ewe, ewe lamb, or wether. No rams.
- A story of 200 words or less – printed and typed – must be submitted to the Livestock Pavilion Committee one hour before the show. This will be read aloud by the show narrator. Please include a description of your outfit, information about the sheep being lead, your participation in the sheep industry, and other activities you are involved in.

1. Lead Line

\$5.00 4.00 3.00 2.00

**Swine – Department 3**

Livestock Pavilion

Check In/Final Weigh-In: Tuesday 6p-8p

Show/Judging: Wednesday 6p

Carcass Judging: TBD based on judges' availability

Livestock Sale: Saturday 6:30p

Release: Sunday 4p

- Refer to all **Lagrange County Fair General Rules & Regulations and Chapter ATCP 160** at the beginning of this book.
- Swine exhibitors shall follow state health rules.
- Swine must be born on or after December 1 of the prior year.
- Age Classifications – See ATCP 160.08; Class definitions, individual classes in front of Fair Book.
- Youth will complete swine forms and turn in at April Swine check-in.
- Per the Lagrange County Fair, the Swine Show is a terminal show and weigh-in is in accordance with DATCP rules and regulations. Terminal means ALL swine brought to the fair must go to a processing plant.

**Swine Showmanship – Class A:**

- Exhibitors may enter one animal in showmanship that is also entered in a regular swine fair class.
- Judging will be on appearance and cleanliness of animal, exhibitor's movement and posing of animal, and alertness of exhibitor.
- Order of show to be determined by the judge.
  1. Senior Showmanship – 9<sup>th</sup> grade and up as of January 1
  2. Intermediate Showmanship – 6<sup>th</sup>-8<sup>th</sup> grade as of January 1
  3. Junior Showmanship – 3<sup>rd</sup>-5<sup>th</sup> grade as of January 1

\$3.00 2.50 2.00 1.50

**Market – Class B:**

- Per judge discretion, classes may be split according to weight and number of entries. Animals should weigh at least 235 lbs. to be eligible for the sale. Animals weighing less than 235 lbs. can be shown in the market class but will not be sold in the sale. Swine weighing over 300 lbs. will sell at 300 lbs.
- Maximum of TWO entries into Fair Entry per exhibitor is allowed for this class.
  1. Market pig barrow or gilt

\$6.00 5.00 4.00 3.00

**Swine Carcass – Class C:**

- Open only to exhibitors who are entered in the swine market animal class.
- The carcass judging will be done via ultrasound. Judging criteria will be determined by the judge based on current industry standards.
- Maximum of TWO entries into Fair Entry per exhibitor for this class.
  1. Swine Carcass

\$6.00 5.00 4.00 3.00

## Non-Animal Exhibits

### Animal & Veterinary Science – Department 10

Multipurpose Building  
Judging: Tuesday 12p-7p  
Release: Sunday 4p-7p

- Refer to all **Langlade County Fair General Rules & Regulations and Chapter ATCP 160** at the beginning of this book.

#### Any Small Animal – Class C:

- The Wisconsin Department of Agriculture, Trade, and Consumer Protection does not allow animals such as bats, skunks, raccoons, or foxes because they are particularly susceptible to rabies. Legally prohibited animals are turtles with shells smaller than 4 in. from head to tail, prairie dogs, giant African land snails, and Gambian rats.
- Bring animal in a cage or aquarium. Take home after judging.
- Exhibitors must enter BOTH lots for the animal to be judged.
  1. Poster on your small animal project such as how you got started, how you take care of animals, different breeds, etc. Also have photographs or sketches of animals and/or equipment. \$1.75 1.50 1.25 1.00
  2. Any small animal \$2.00 1.75 1.50 1.25

#### Educational Exhibits – Class D:

1. Art project or craft item relating to your project
2. Display on any phase of the poultry project
3. Display on any phase of the rabbit project
4. Homemade dog equipment (leash, collar, dumbbell, bed, etc.)
5. Homemade poultry equipment
6. Homemade rabbit equipment
7. Homemade toy for cat
8. Homemade toy for dog
9. Poster with a story on your poultry project such as how you got started, how you take care of animals, different breeds, etc. Also have photographs or sketches of animals and/or equipment.
10. Poster with story on your cat project such as how you got started, how you take care of animals, different breeds, etc. Also have photographs or sketches of animals and/or equipment.
11. Poster with story on your dog project such as how you got started, how you take care of animals, different breeds, etc. Also have photographs or sketches of animals and/or equipment.
12. Poster with story on your domesticated exotic animal project such as how you got started, how you take care of animals, different breeds, etc. Also have photographs or sketches of animals and/or equipment.
13. Poster with story on your rabbit project such as how you got started, how you take care of animals, different breeds, etc. Also have photographs or sketches of animals and/or equipment.
14. Rabbit Educational Tool: game, flash cards, workbook, etc. Used for teaching others about the Rabbit project.

\$1.75 1.50 1.25 1.00

#### Horseless Horse – Class B:

1. Model Horse – kit; member paints horse and attaches 3 x 5 in. card with breed name of horse
2. Poster on any phase of project
3. Scrapbook of any phase of project

\$1.75 1.50 1.25 1.00

#### Veterinary Science – Class A:

1. Poster on any phase of external or internal parasites and prevention
2. Poster on any phase of animal nutrition or health
3. Scrapbook on animal health or nutrition
4. Scrapbook of animal tissues and/or organs. Six to eight drawings (1 per page) with description of their functions with labels
5. Scrapbook of six to eight diseases. List name of disease, causative agent, signs and effect on animal, treatment, and prevention
6. Scrapbook on environmental influences on animal health with story and pictures/drawings

\$1.75 1.50 1.25 1.00

### Clothing – Department 26

Multipurpose Building  
Judging: Tuesday 12p-7p  
Release: Sunday 4p-7p

- Refer to all **Langlade County Fair General Rules & Regulations and Chapter ATCP 160** at the beginning of this book.
- All garments shall be clean and in wearable condition when entered or they will be disqualified.

#### Horse & Riding Attire – Class B:

- Open to youth shall be clean and in wearable condition when entered or they will be disqualified.
  1. Article for riding cape (for riders or horses)
  2. Article for use on horse (blanket, pad, wrap, etc.)
  3. Article of riding attire (shirt, pants, etc.)
  4. Cooler for Horse
  5. Fly mask
  6. Horse Hood
  7. Riding Boot Covers
  8. Tote, garment, boot, or hat carry bags

\$3.00 2.75 2.50 2.25

**Sewing – Class A:**

- |                                     |  |   |
|-------------------------------------|--|---|
| 1. Any other sewn item              | 9. Garment for child 8 years and younger                 | 14. Simple sewn item (accessories, belt, scarf, rug, rice sack, pillowcase, etc.) |
| 2. Apron                            | 10. Garment for outerwear (winter, rain and shine, etc.) | 15. Skirt or skort  |
| 3. Capris                           | 11. Jumper   | 16. Sleepwear (pajamas, robe, loungewear, or nightgown)                           |
| 4. Casual outfit – 2 or more pieces | 12. Pants  | 17. Top or shirt  |
| 5. Design your own pattern (outfit) | 13. Shorts   | 18. Tote  |
| 6. Detailed blouse                  |  |   |
| 7. Drawstring bag                   |  |   |
| 8. Dress                            |  |   |

\$3.00 2.75 2.50 2.25

**Computers – Department 21**

Multipurpose Building  
Judging: Tuesday 12p-7p  
Release: Sunday 4p-7p

- Refer to all **Lanlade County Fair General Rules & Regulations and Chapter ATCP 160** at the beginning of this book.
- ALL entries must be in printed form.
- The exhibitor shall include the type of equipment and program used.
- Sign: 8 ½ x 11 inches
- Banner: 4 – 8 ½ X 11” sheets of paper
- Flyer: 8 ½ x 11 inches

**Computers – Class A:**

- |   |   |
|---|---|
| 1. 3D printed item – must be created by exhibitor   | 9. Computer generated storybook, with text and graphics or Pictures |
| 2. Any other item   | 10. Computer generated t-shirt design. Display on a t-shirt.        |
| 3. Any other flyer  | 11. Website you have designed                                       |
| 4. Banner that promotes the Lanlade County Fair   | 12. Flyer promoting the Lanlade County Fair                         |
| 5. Computer generated animated presentation – print out or provide own laptop for display | 13. Poster on any subject related to computers                      |
| 6. Computer generated drawing   | 14. Poster with a flow chart showing how a personal computer works  |
| 7. Computer generated magazine cover, with text and graphics or pictures                  | 15. Sign promoting the Lanlade County Fair                          |
| 8. Computer generated scrapbook with text and graphics or pictures                        |   |

\$3.00 2.75 2.50 2.25

**Cultural Art – Department 18**

Multipurpose Building  
Judging: Tuesday 12p-7p  
Release: Sunday 4p-7p

- Refer to all **Lanlade County Fair General Rules & Regulations and Chapter ATCP 160** at the beginning of this book.
- All pictures must have backing of construction paper or tag board of at least ½ in. to 1 in. border around the picture or be in a frame.
- If item uses a special technique, please add a notecard with description.
- Your initials and year must be on all possible items including paintings, ceramics, and prints.

**Art Items – Class A:**

- |   |                                  |  |
|---|----------------------------------|--|
| 1. Any other item (not covered in any class)                              | 6. Diamond painting              | 16. Plastic-stained article  |
| 2. Any other useful item (not covered in any class)                       | 7. Foam tray painting            | 17. Rock Art   |
| 3. Candle   | 8. Friendship stick              | 18. Rubber stamping article  |
| 4. Clay item, using homemade or purchased clay, does not need to be fired | 9. Handmade clay article         | 19. Rubber stamping cards, 3 in a set, (holiday, birthday, all occasion, etc.) |
| 5. Decorated, purchased clay pot, does not need to be fired               | 10. Handmade clay pot            | 20. Soap carved article  |
|   | 11. Jewelry item                 | 21. Spatter painting   |
|   | 12. Mod Podge item               | 22. Sponge painting  |
|   | 13. Mosaic Technique on any item | 23. Tie dye article  |
|   | 14. Paper collage article        | 24. Wood carved sculpture  |
|   | 15. Paper Mache                  |  |

\$3.00 2.75 2.50 2.25

**Block Printing – Class C:**

- |   |  |
|---|--|
| 1. Any other design original, made from wire or metal | 3. Display of 3 items with original block print design |
| 2. Any other block print item                         | 4. Any textile item, original design                   |

\$3.00 2.75 2.50 2.25

**Ceramics – Class I:**

- |                               |                                       |                      |
|-------------------------------|---------------------------------------|----------------------|
| 1. Ceramic piece for outdoors | 4. Glazed item                        | 7. Stained on bisque |
| 2. Combination of techniques  | 5. Handmade clay article              | 8. Under glazed item |
| 3. Dry brushed item           | 6. Over glazed item (decal or luster) |                      |

\$3.00 2.75 2.50 2.25

**Drawing & Painting – Class C:**

- |                           |                                   |                     |                             |
|---------------------------|-----------------------------------|---------------------|-----------------------------|
| 1. Acrylic painting       | 6. Chalk sketch                   | 11. Finger painting | 17. Pencil sketch           |
| 2. Any other medium       | 7. Charcoal sketch                | 12. Gel painting    | 18. Scratch art             |
| 3. Any other mixed medium | 8. Colored pencil sketch          | 13. India ink       | 19. Tempera or poster paint |
| 4. Cartoon                | 9. Crayon                         | 14. Oil painting    | 20. Watercolor              |
| 5. Chalk and ink          | 10. Felt tip/magic marker drawing | 15. Paint by number | 21. Watercolor and ink      |
|                           |                                   | 16. Pen/ink drawing | 22. Watercolor drawing      |

\$3.00 2.75 2.50 2.25

**Fiber Craft – Class D:**

- |                              |                         |                              |
|------------------------------|-------------------------|------------------------------|
| 1. Any other needlework item | 4. Latch hook item      | 7. Quilling article          |
| 2. Basketry item             | 5. Macramé item         | 8. Quilting item             |
| 3. Embroidery item           | 6. Plastic mesh article | 9. Wool felting, any article |

\$3.00 2.75 2.50 2.25

**Leather Craft – Class F:**

- Characteristics and uses of leather, use of tools and equipment, making patterns, original design, and leather craft techniques.
- |                     |                                  |
|---------------------|----------------------------------|
| 1. Any leather item | 2. Leather belt, original design |
|---------------------|----------------------------------|

\$3.00 2.75 2.50 2.25

**Metal – Class M:**

- Recycled art, sculptures, welded, or cast
- |  |   |
|--|---|
| 1. Any other metal item                        | 3. Useful or decorative article for outdoor use |
| 2. Useful or decorative article for indoor use | 4. Use of machinery parts                       |

\$3.00 2.75 2.50 2.25

**Music Arts – Class L:**

- |  |                                  |
|--|----------------------------------|
| 1. Any other music arts item                 | 4. Poster on music               |
| 2. Homemade musical instrument               | 5. Two original songs with words |
| 3. Poster on dance (jazz, ballet, tap, etc.) |                                  |

\$3.00 2.75 2.50 2.25

**Plaster Painting – Class E:**

- Articles shall be made of plaster and be painted by the exhibitor.
- |                                    |                |
|------------------------------------|----------------|
| 1. Any other plaster painting item | 3. Wall plaque |
| 2. Statue                          |                |

\$3.00 2.75 2.50 2.25

**Stencil & Painting – Class B:**

- |   |                              |
|---|------------------------------|
| 1. Any other stencil and painting item                      | 12. Metal punch picture      |
| 2. Article of beading                                       | 13. Metal tooling picture    |
| 3. Cement, garden steppingstone                             | 14. Nail collage             |
| 4. Decorated grapevine article (wall hanging, wreath, etc.) | 15. Seed mosaic              |
| 5. Doll making – handmade doll using (textiles, wood, etc.) | 16. Spray paint artwork      |
| 6. Hand stencil – greeting card with envelopes, set of 3    | 17. Stained glass article    |
| 7. Hand stencil on cloth with paint                         | 18. String art – picture     |
| 8. Hand stencil on paper with crayon, set of 3              | 19. Tree ornaments, set of 3 |
| 9. Hand stencil on paper with paint, set of 3               | 20. Wire article             |
| 10. Holiday article, Christmas                              | 21. Wood burning article     |
| 11. Holiday decoration, other than Christmas                |                              |

\$3.00 2.75 2.50 2.25

**Theatre Arts – Class K:**

- All costumes and photos must be PG13 rated and kept age appropriate. All photos must be non-explicit or suggestive. All makeup must be done on the face, neck, shoulder, shoulder blade, leg, arm, or hand.
- All prop weapons must be made of cardboard, plastic, resin, foam, rubber, or wood. No sharp edges or points. Any entry found to be made of prohibited material will be rejected and asked to remove the inappropriate prop from the Langlade County Fairgrounds.
- Definitions:**
  - Fashion makeup:** Fashion makeup is used in magazine photography as well as on the fashion runway. Avant-garde makeup is also an applicable technique used for projects that require experimental themes. Fashion makeup is also commonly used in television and film ranging for the natural *prime look* to more sophisticated applications such as *color balance*.
  - Theatrical makeup:** Stage makeup is used as a method in conjunction with stage lighting to highlight the actors' faces to make expressions visible to the audience from moderate distances. This often includes defining the eyes and lips as well as the highlights and lowlights of the facial bones.
  - Special effects (FX) makeup:** The use of special effects techniques enhancing physical features to exhibit metaphysical characteristics as well as fantasy makeup. The use of prosthetics and plaster casting are also required for projects that feature non-human appearances. Accents such as theatrical blood and ooze are also techniques applicable to this type of makeup.

- **Airbrushing:** The use of an airbrush which is a small air-operated device that sprays various media including alcohol and water-based makeup by a process of nebulization. Liquid foundations that are high in coverage but thin in texture are applied with the airbrush for full coverage without a heavy build-up of product.
- **Special occasion makeup:** Special occasion makeup is a new segment in a makeup artist's repertoire. From ethnic, to glamorous, to contemporary, makeup artists are now an important part of event planning.
- **High definition:** This is an art which involves the use of light reflections and ingredients such as minerals to give the skin a flowless finish. This was developed due to the further development of high-definition mediums and the cast implications of airbrush makeup.
- **Character makeup:** Character makeup is used to create a character to the extent of changing a subject's physical configuration to suit the requirements of a script. It encompasses a great deal: varying age levels, character delineation, personality traits, unusual facial features, symbolic figures, men's facial hair application, cuts, scars, bruises, burns, tattoos, disfigurements, horror designs, and anything on the face or body that is created without embellishing or enhancing the correcting and/or beauty aspects of the human face or figure.

1. 1-20 sentence character-based monologue
2. Any other theatre arts item
3. Costume created for a character, including written description of concept
4. Display of preps made by exhibitor, with written concept
5. Display on character development
6. Display on makeup
7. Exhibit of prop/props
8. Exhibit of puppet stage
9. Homemade color wheel and light rainbow
10. Makeup result photo (5x7 inches) with written concept

\$3.00 2.75 2.50 2.25

11. Monologue based on a fictional character (no more than three handwritten pages)
12. Open scene script with two interpretations (no more than two typed pages)
13. Original one act play or skit
14. Puppet made by exhibitor
15. Puppet or costume used by exhibitor in a community service project, including description
16. Report on puppets of the world (no more than two typed pages)
17. Three panel picture story

#### Trash & Treasure – Class J:

1. Any other trash to treasure item
2. Article for home or farm from other than tin or plastic, such as cardboard, glass, etc.
3. Article for use in home, made from tin can

\$3.00 2.75 2.50 2.25

4. Article for use in the home from a plastic item
5. Christmas article made from plastic bottle, tin, or any other recyclable item

#### Tube & Acrylic Painting – Class H:

1. Any other tube and acrylic painting item
2. Article on liquid lead/stained glass
3. Clothing item with original painted pattern
4. Clothing item with stamped painted pattern
5. Paint on any other material

\$3.00 2.75 2.50 2.25

6. Picture on glass, ready to hang
7. Picture on plastic, ready to hang
8. Picture or wall hanging, non-velvet, ready to hang
9. Picture or wall hanging, velvet or suede, ready to hang
10. Pre-stamped item on cloth (no Pellon, only woven fabric)

### Demonstrations & Presentations – Department 31

#### “Communications”

Multipurpose Building  
Judging: Tuesday 12p-7p  
Release: Sunday 4p-7p

- Refer to all **Langlade County Fair General Rules & Regulations and Chapter ATCP 160** at the beginning of this book.

#### Creative Writing – Class C:

1. 20-line poem
2. Any other piece of original creative writing (poem, short story, essay, or play)
3. Handwritten “commonplace book”
4. Poster about proper e-mail “etiquette”
5. Scrapbook or notebook of original poetry including at least one of the following: found poem, nature poem, cinquain, telephone or vertical poem, or any other original poem

\$3.00 2.75 2.50 2.25

#### Group Projects – Class E:

- Must be entered as a “club entry”. Be sure the leader of the club registers this entry on Fair Entry under the club's name.
  1. Photo exhibit or scrapbook with pictures of youth group members presenting “silly speeches” and team demonstrations at youth group meetings
  2. Poster signed by youth group members, listing rules and guidelines the youth group has created to make sure people treat each other with courtesy and respect.

\$3.00 2.75 2.50 2.25

#### Public Speaking – Class A:

1. Any other public speaking item
2. Recording of you practicing your speech, with a short note describing what you noticed when you listened to it.
3. Collection of two or more items that document how you planned your speech. These could include speech planning worksheet, list of references, speech outline and note cards, etc.
4. Poster of stress reduction tips and suggestions for dealing with speech anxiety

\$3.00 2.75 2.50 2.25

**It's All in the Family – Class B:**

- 1. Any other It's All in the Family item
- 2. Poster or collage that illustrated things families can do together instead of watching television
- 3. Scrapbook of family special events, birthday book, or any other family journal that was created by two or more family members
- 4. Scrapbook or notebook about books people in the family have read and talked about together

\$3.00 2.75 2.50 2.25

**Scrapbooking – Class D:**

- Scrapbooks will be judged 50% on journaling, 25% on techniques, and 25% on embellishments.
- Journaling could include such things as use of embellishments, techniques, or new lessons learned.
- Size no larger than 12 x 12 ins. except for poster.
  - 1. Any other article, made with scrapbooking techniques, with journaling
  - 2. Completed scrapbook, any subject, with journaling
  - 3. One scrapbook page in protector, any subject, with journaling
  - 4. Poster showing scrapbooking techniques, supplies, or related topic

\$3.00 2.75 2.50 2.25

**Youth Group – Crazy About Books – Class F:**

- Must be entered as a "club entry". Be sure the leader of the club registers this entry on Fair Entry under the club's name.
- Exhibit that includes books, props, and visual aids to illustrate the books your group has read and discussed together
- Poster of new words and their definitions that the members of your book group discovered while taking part in this activity

\$3.00 2.75 2.50 2.25

**Educational & School Exhibits – Department 35**

Multipurpose Building  
Set Up: Monday 12p-7p  
Judging: Tuesday 12p-7p  
Release: Sunday 4p-7p

- Refer to all **Langlade County Fair General Rules & Regulations and Chapter ATCP 160** at the beginning of this book.
- Must be entered as a "club entry". Be sure the leader of the school/club registers this entry on Fair Entry under the school's/club's name.
- The exhibit shall consist of a school booth display representing the entire school or a subject taught within the school. The subject matter for exhibits may include art, civics, crafts, geography, history, home economics, industrial arts, languages, mathematics, science, special education, or any other subject taught in the school during the school year.
- Each school is limited to one entry in this department.
- Judging shall be based on factors such as arrangement, theme, entry, eye appeal, and creativeness.
- Premiums shall be paid to the school.

**Educational or School Booth – Class A:**

- 1. Educational or school booth

\$75.00 70.00 65.00 60.00

**Electricity – Department 23**

Multipurpose Building  
Judging: Tuesday 12p-7p  
Release: Sunday 4p-7p

- Refer to all **Langlade County Fair General Rules & Regulations and Chapter ATCP 160** at the beginning of this book.

**Electricity – Class A:**

- |                                   |  |   |
|-----------------------------------|--|---|
| 1. Any electric appliance         | 7. Electric table lamp   | 11. Homemade electromagnet  |
| 2. Any electronic equipment       | 8. Electromagnetic bell  | 12. Poster on any phase of the project  |
| 3. Circuit board, closed circuit  | 9. Five or more identified different types of wires – mounted on wood or cardboard | 13. Poster on cut away view of electric appliance with major identified parts |
| 4. Circuit board, parallel wiring |  | 14. Poster on proper lighting   |
| 5. Circuit board, series wiring   | 10. Homemade electric light  | 15. Scrapbook on any phase of the project                                     |
| 6. Electric motor                 |  |   |

\$3.00 2.75 2.50 2.25

**Family & Child Development – Department 29**

Multipurpose Building  
Judging: Tuesday 12p-7p  
Release: Sunday 4p-7p

- Refer to all **Langlade County Fair General Rules & Regulations and Chapter ATCP 160** at the beginning of this book.
- Exhibitors shall make all entries.

### Family & Child Development – Class A:

1. Any other family and child development item
2. Babysitter's survival kit – include at least 5 items
3. Book for preschool child
4. Family tree
5. Game with directions for a preschool child
6. Nutritious snack file – recipes must be easy for young children to make
7. Poster showing toys suitable for a preschool child
8. Poster with tips for parents on "What a Babysitter Wants to Know"
9. Puppet illustrating a storybook
10. Puppet with script that teaches one of the following: safety, color, nutrition, emotions, number concepts, what to do if you get lost, etc.
11. Safety poster illustrating any safety aspect of a young child's world
12. Story board with characters and copy of story (i.e. use flannel, interfacing, or Velcro on back of other material)
13. Texture book
14. Toy for a preschool child
15. Toy for a special needs child – explain why it is good for the child

\$3.00 2.75 2.50 2.25

### Flowers & House Plants – Department 15

Multipurpose Building  
Judging: Tuesday 12p-7p  
Release: Sunday 4p-7p

- Refer to all **Langlade County Fair General Rules & Regulations and Chapter ATCP 160** at the beginning of this book.
- All flowers entered must be grown by the exhibitor, except for wildflowers.
- Do not mix wildflowers with garden flowers; enter wildflowers in their own class.
- Feel free to attach planting tag to entry. This will aid in proper ID of entries.
- All entries should have containers that are heavy enough to support the entry. All containers should be clean and unbroken.
- All plants must be free from lice and mites before being brought in the Multipurpose Building.

### Arrangements – Class C:

- Open to amateurs only.
  - Arrangements are to be viewed from all sides. Exceptions: corsage or wall hanging.
  - Exhibitors must provide their own container for the exhibit. All flowers must have been grown by the exhibitor (except wildflowers). No artificial flowers unless indicated.
1. Any other arrangement
  2. Corsage, any occasion
  3. Creative imagination – unusual arrangement
  4. Dried wildflower arrangement
  5. Fall Beauty – arrangement of dried garden flowers
  6. Faux Flower arrangement – wood, plastic, satin, fabric, etc.
  7. Foliage arrangement – foliage only
  8. Arrangement utilizing a cooking utensil
  9. Mug arrangement
  10. Wall hanging, swag, wreath – dried or fresh flowers

\$3.00 2.75 2.50 2.25

### Bouquets – Class B:

- Bouquets consist of five or more stems or blooms. Bouquets are to be viewed from all sides.
  - Do not include goldenrod, ragweed, or state protected wildflowers.
1. Any other bouquet
  2. Bouquet of dried wildflowers
  3. Bouquet of fresh garden flowers
  4. Bouquet of fresh wildflowers
  5. Bouquet of mixed dried flowers or pods

\$3.00 2.75 2.50 2.25

### Cut Flowers – Class A:

- Display consists of one, two, or three stems or blooms – additional greens may be included but should be from the same plant.
  - One entry per lot per household, if from the same plant.
1. Ageratum
  2. Amaranthus
  3. Any other cut flower – annual, not listed, identify
  4. Any other cut flower – perennial, not listed, identify
  5. Aster
  6. Bachelor button
  7. Balsam
  8. Begonia, tuberous
  9. Bells of Ireland
  10. Calendula
  11. Candytuft (iberis)
  12. Canna
  13. Celosia
  14. Chinese Cynoglossum (Forget-Me-Not's)
  15. Chrysanthemum, garden
  16. Cleome
  17. Cockscomb
  18. Cone Flower – purple or white
  19. Coreopsis
  20. Cosmos
  21. Dahlias
  22. Daisy, Shasta
  23. Delphinium – perennial
  24. Dianthus
  25. Feverfew
  26. Gaillardia
  27. Garden Sunflower
  28. Geranium
  29. Gladiolus
  30. Gomphrena
  31. Helichrysum (straw flowers)
  32. Hydrangea
  33. Japanese Lantern
  34. Larkspur – annual
  35. Lilies
  36. Mallow (lavatera/malva)
  37. Marigold
  38. Nasturtium
  39. Pansies
  40. Petunia
  41. Phlox – perennial
  42. Roses
  43. Rudbeckia
  44. Salpiglossis
  45. Salvia
  46. Scrapbook of 10 identified pressed flowers
  47. Sedum
  48. Snapdragon
  49. Snow on the Mountain
  50. Sweet Pea
  51. Verbena
  52. Zinnia

\$3.00 2.75 2.50 2.25

### Potted Plants – Class D:

- All plants must have been growing in pots long enough to become well established before exhibition.
  - All pots must be thoroughly cleaned before being brought in the Multipurpose Building. Pot should not be cracked or broken.
  - Plants are not to be sprayed with leaf shine or other sprays.
1. African violet
  2. Any other flowering plant, not previously listed, identify
  3. Any plant grown for foliage, not previously listed, identify
  4. Begonia, identify
  5. Cactus
  6. Caladium
  7. Climbing or trailing plant other than otherwise listed
  8. Coleus
  9. Combo pot, 3 or more flowering plants
  10. Combo pot, three or more foliage only plants
  11. Combo pot, three or more herb plants
  12. Family involvement project – 12 in. diameter or larger pot of mixed flowering plants planted and cared for by at least 2 family members
  13. Fern
  14. Geranium
  15. Hoya plant
  16. Impatiens
  17. Ivy, any variety, identify
  18. Jade plant
  19. Mandevilla
  20. Peace lily
  21. Peperomia
  22. Philodendron
  23. Prayer plant
  24. Snake or Mother-in-Law's Tongue
  25. Spider plant
  26. Succulent
  27. Swedish ivy
  28. Terrarium
  29. Unusual potted plant, must be identified

\$3.00 2.75 2.50 2.25

### Food & Nutrition – Department 25

Multipurpose Building  
Judging: Tuesday 12p-7p  
Release: Sunday 4p-7p

- Refer to all **Langlade County Fair General Rules & Regulations and Chapter ATCP 160** at the beginning of this book.
- All food exhibits will be judged face to face.
- Cardboard or Styrofoam cut into cake shape or inverted foil cake pan may be used to decorate.
- Cookies and cupcakes must be real.
- To make frosting firmer for bringing to the fair, add cornstarch.
- Plate of 3 unless indicated.

### Baked Goods – Class B:

1. Angel food cake, ¼ cake
2. Any other baked item not listed
3. Any other muffins
4. Baking powder drop biscuits
5. Bars, from a mix
6. Bars, homemade, recipe included
7. Blueberry muffins, homemade
8. Blueberry muffins, made from mix
9. Bran muffins
10. Bread sticks
11. Bundt cake
12. Cake, unfrosted, may be mix, 4 in. square from corner
13. Chef's Specialty – exhibitor may prepare item of choice that would be classified as their "specialty"; recipe on a 3 x 5 in. card; this item must not need refrigeration
14. Cheesecake (mini bites ok)
15. Chocolate brownies, from a mix, plain, unfrosted
16. Chocolate brownies, homemade, plain, unfrosted
17. Chocolate chip cookies
18. Chocolate cupcakes, unfrosted
19. Chocolate fudge, no nuts
20. Cookies, any type
21. Cream puffs
22. Exhibitor designed recipe book or box with at least 10 cards with recipes on them
23. Filled cookies
24. Fruit roll-up
25. International food, one serving, include recipe
26. Italian fries
27. Kolaches
28. Menu and time schedule for a nutritious meal prepared entirely using the microwave
29. Molasses cookies
30. No bake cookies
31. Peanut butter cookies
32. Peanut butter Krispies
33. Plain piecrust
34. Poster on microwave cooking tips, safety or methods
35. Pretzels made from yeast dough
36. Quick bread, ½ loaf, any variety (i.e. banana, cranberry, etc.)
37. Quick coffee cake with streusel topping, 4 in. square from corner
38. Refrigerator cookies
39. Rice Krispie bars, 2 x 2 in., unfrosted
40. Sourdough bread loaf
41. Sour dough item, any other
42. Spice cake, 4 in. square from corner
43. Sugar cookies
44. Yeast bread made from bread machine, any variety, ½ loaf
45. Yeast bread, from scratch, ½ loaf
46. Yeast cinnamon rolls

\$3.00 2.75 2.50 2.25

### Candy Making – Class C:

1. Any other candy, with recipe
2. Candy bars
3. Caramels
4. Coated, chocolate or other, filled candy
5. Collection of at least 8 candy recipes
6. Dipped candy or fruit
7. Divinity
8. Fudge, any kind
9. Hard candy or lollipops
10. Homemade gift box or container with candy (may contain candy from batches made with other entries)
11. Molded candy, chocolate or other
12. Peanut brittle
13. Peanut butter cups
14. Store bought candy display, must be original and unique method of display
15. Taffy
16. White pecan bark

\$3.00 2.75 2.50 2.25

**Decorating – Class A:**

- Judging will be on the decorating.
  - Cookies, cupcakes, cakes, and/or flat surfaces in these lots need NOT be homemade.
  - Frosting must be made by the exhibitor.
- |  |   |
|--|---|
| 1. Decorated cake  | 5. Decorated flat surface, any shape, using two or more colored icings and one or more decorative forms (i.e. stars, lines, etc.) |
| 2. Decorated cake pops   | 6. Special occasion cake (i.e. birthday, holiday, etc.)   |
| 3. Decorated cookies (cutout cookies, i.e. gingerbread man, Santa, etc.) | 7. Wedding cake   |
| 4. Decorated cupcakes, may use decorating tube                           |   |

\$3.00 2.75 2.50 2.25

**Dried Foods – Class D:**

- |                                  |  |
|----------------------------------|--|
| 1. Any other dried food item     | 3. Dried trail mix, one cup, with recipe |
| 2. Dried beef jerky, with recipe | 4. Dried venison jerky, with recipe      |
| 3. Dried fruit, any variety      |  |

\$3.00 2.75 2.50 2.25

**Food Preservation – Class E:**

- All food preservation canning exhibits may be put in standard or wide mouth, clear glass, pint or quart jars, except jams and jellies, which may be put in half pints. Only standard jars (brand names such as BALL or KERR imprinted on the jars) are allowed. Tinted jars will be disqualified.
- Reusable lids are acceptable if the jar is properly sealed for preservation.
- Jars must be properly labeled – labels available at end of this book.
- All vegetables, except those pickled, must be pressure canned.
- All fruits must be processed in boiling water bath or steam pressure canned.
- Juices, jams, and jellies shall be boiled and processed in hot water bath.
- Processing times used should be from current Extension bulletins or the Ball Blue Book.
- All entries must be canned since the previous fair.
- Lids shall not be marked in any manner.
- Rings must be removed.

- |                              |                               |  |                               |
|------------------------------|-------------------------------|--|-------------------------------|
| 1. Any other item not listed | 10. Cherries, whole           | 18. Peaches, halves                    | 26. Raspberries, wild, red    |
| 2. Applesauce                | 11. Chicken                   | 19. Pears, halves                      | 27. Rhubarb                   |
| 3. Beef                      | 12. Crabapple pickles         | 20. Peas                               | 28. Salsa                     |
| 4. Beets – any variety       | 13. Dill pickles              | 21. Pickle relish                      | 29. Sauerkraut                |
| 5. Blackberries              | 14. Jam – any variety         | 22. Pickles, mixed or bread and butter | 30. String beans, green, cut  |
| 6. Blueberries               | 15. Jelly – any variety       | 23. Pineapple                          | 31. String beans, yellow, cut |
| 7. Carrots, whole, young     | 16. Mixed vegetables for soup | 24. Potatoes, wet or dry               | 32. Tomato juice              |
| 8. Catsup                    | 17. Mushrooms                 | 25. Raspberries, tame, red             | 33. Tomatoes, cut             |
| 9. Cherries, pitted          |                               |  | 34. Tomatoes, whole in juice  |

\$3.00 2.75 2.50 2.25

**Pie – Class F:**

- Fillings must be homemade, not commercial pie fillings.
- The exhibitor shall bring the entire pie. They will leave a slice and take the rest home after judging.

- |  |                                  |                     |  |
|--|----------------------------------|---------------------|--|
| 1. Any other pie, not listed, Include recipe | 4. Baked pie shell, from scratch | 7. Custard or Cream | 11. Rasin  |
| 2. Apple, double crust                       | 5. Blueberry                     | 8. Meringue         | 12. Raspberry                                    |
| 3. Apple, Dutch                              | 6. Cherry                        | 9. Prune            | 13. Sugar free pie                               |
|  |                                  | 10. Pumpkin         | 14. Combination pie – two or more fruit combined |

\$3.00 2.75 2.50 2.25

### **Cake Auction – Class G:**

- Multipurpose Building | Judging: Tuesday 12p-7p | Cake Auction: Thursday 5p
- **Cake Auction Rules – PLEASE READ!**
  - **Exhibitors must additionally enter and be judged in “Decorating – Class A” to be eligible to sell a cake in the Cake Auction.**
  - Judging will be face to face. Youth must be present for the judging. Auction cake must be brought in on Tuesday from 12p-7p for judging.
  - **Exhibitors must follow Junior Division (3<sup>rd</sup>-13<sup>th</sup> grade) requirements to sell a cake in the Cake Auction.**
  - Cakes for the Cake Auction must be homemade, not purchased.
  - No use of toothpicks allowed for Cake Auction cakes (for the safety of buyers).
  - Exhibitors must attend the auction and help sell their cake. If the exhibitor is not present, the cake will not be sold.
  - Bring cakes in a cake box to be judged. Cake box provided by the exhibitor. **Cake must be made to fit into box and close securely.** If cake box does not close completely, the cake will not be entered into the auction or refrigerated. The cake will be put on display for the remainder of the fair.
  - Cakes must be frosted using two or more colored icings or fondant.
  - Two or more decorative techniques (i.e. rosebud, shell, flat line, etc.) must be used on the cake, even when using fondant.
  - Cakes must be decorated out of baking pan on a sturdy flat surface. Cakes crack easily when the board is too flimsy. The flat surface should fit to size of cake; no more than 1-1 ½ in. larger than cake. Cake plates are non-returnable; covered cardboard cake plates are suggested.
  - Cakes should be no bigger than 9 x 13 x 4 inches. No pillars are allowed.
  - Cake must be prepared for human consumption – no inedible ingredients.
  - No raw egg whites in frosting – powdered sugar is acceptable.
  - Only cakes will be auctioned – no pies.
  - Exhibitors will be assigned a number and seated accordingly prior to the auction. They will wait there to be called to the auction.
  - Exhibitors shall receive the full amount earned from the auction, and checks will be mailed after the fair.
  - Only one cake per exhibitor in the Cake Auction. Remaining cakes will be served to bidders or left on display and disposed of after the fair.

#### 1. Cake Auction cake

\$3.00 2.75 2.50 2.25

### **Health & Citizenship – Department 34**

Multipurpose Building  
Judging: Tuesday 12p-7p  
Release: Sunday 4p-7p

- Refer to all **Langlade County Fair General Rules & Regulations and Chapter ATCP 160** at the beginning of this book.

### **Health – Class A:**

1. Any other health related item not listed
2. Brochure, staying injury free
3. Display, proper warm-up and cool-down routines when exercising
4. Display, food and portion sizes
5. Display, nutrient rich foods
6. Display, tools to clean my teeth, hair, nails, and skin
7. Family first aid kit
8. Healthy snack recipes, at least five
9. Personal fitness plan
10. Personal physical activity inventory for at least a month
11. Poster, any phase of health
12. Poster, first aid kit needs for my family
13. Poster, first aid steps (for common injuries)
14. Poster, germ hiding places in my home
15. Poster, Heimlich Maneuver
16. Poster, how to clean my ears and eyes
17. Poster, power foods
18. Poster, product health claims
19. Poster, smart choices for a healthy breakfast
20. Scrapbook of photos of youth in different sports
21. Scrapbook on any phase of health
22. Set of first aid cards
23. Water intake chart and results
24. Weekly personal fitness test results for two months or more

\$3.00 2.75 2.50 2.25

### **Stamps – Class B:**

- Do not include valuable stamps.
- Stamps may be used or unused.
- 1. Poster on any phase of project
- 2. Scrapbook with 25 or more stamps

\$3.00 2.75 2.50 2.25

## Home Furnishings/Home Environment – Department 28

Multipurpose Building  
Judging: Tuesday 12p-7p  
Release: Sunday 4p-7p

- Refer to all **Laglade County Fair General Rules & Regulations and Chapter ATCP 160** at the beginning of this book.
- If item used a special technique, please add a notecard with description.

### Exploring Your Home – Class A:

1. Any other home environment item not listed
2. Children's building blocks, wood, Styrofoam, mesh, etc., set of 3
3. Creative accessory or wall hanging (framed and ready to hang)
4. Creative plant container
5. Creative stationery (thankyou notes, letterheads, stationery), set of 6
6. Creative storage item
7. Creative wreath (minimum of 12 in. in diameter), ready to hang
8. Cutting board or game board
9. Decorative pillow (candle wicking, quilting, edging, etc.)
10. Decorative plant container
11. Dining table accessory (tablecloth or place mat and napkin set)
12. Dish towel or small tablecloth
13. Hand quilted piece
14. Machine quilted piece
15. Picture frame with picture or mirror (fabric frame, plastic, needlepoint mesh, etc.), ready to hang
16. Pillow cover
17. Quillow
18. Quilt, pieced
19. Refinished item using fabric
20. Small, refinished item
21. Table – including a 3 x 5 in. card identifying the meal the table arrangement is set for. The exhibitor shows a complete table setting for any occasion, this will include centerpiece, tablecloth, napkin, glass, goblet or coffee cup with saucer, plate, and no silverware. The exhibitor will bring his/her own card table (36 x 36 in.) Fair officials will take every precaution to guard your table but cannot be responsible for public breakage.

\$3.00 2.75 2.50 2.25

## Knitting & Crocheting – Department 27

Multipurpose Building  
Judging: Tuesday 12p-7p  
Release: Sunday 4p-7p

- Refer to all **Laglade County Fair General Rules & Regulations and Chapter ATCP 160** at the beginning of this book.

### Crocheting – Class B:

1. Afghan (must be 42 x 60 in. minimum)
2. Any other crocheted item (i.e. lace edging on pillowcase, lace, place mat, dresser scarf, etc.)
3. Cardigan or pullover
4. Creative holiday decoration
5. Creative use of yarn or cotton in a crocheted item
6. Doll Clothes
7. Hat
8. Headband
9. Large household article (i.e. bedspread, tablecloth, etc.)
10. Mittens or gloves
11. Pillow
12. Pin cushion
13. Potholders or hot pads – double yarn or two layers sewn together, at least 6 x 6 in., set of two
14. Refrigerator magnets
15. Scarf (with or without fringe)
16. Slippers
17. Socks, 4-needle
18. Three-piece baby ensemble (i.e. hat, sweater, booties)
19. Toy
20. Two-piece ensemble (i.e. mittens and hat, scarf and hat, gloves and hat, scarf and mittens)
21. Vest
22. Washcloths

\$3.00 2.75 2.50 2.25

### Knitting – Class A:

1. Afghan (must be 42 x 60 in. minimum)
2. Any other knitted item
3. Cardigan or pullover
4. Creative holiday decoration
5. Creative use of yarn or cotton in a knitted item
6. Doll clothes
7. Hat
8. Headband
9. Large household article (i.e. bedspread, tablecloth, etc.)
10. Mittens or gloves
11. Pillow
12. Pin cushion
13. Potholders or hot pads – double yarn or two layers sewn together, at least 6 x 6 in. set of two
14. Refrigerator magnets
15. Scarf (with or without fringe)
16. Slippers
17. Socks, 4-needle
18. Three-piece baby ensemble (i.e. hat sweater, booties)
19. Toy
20. Two-piece ensemble (i.e. mittens and hat, scarf and hat, gloves and hat, scarf and mittens)
21. Vest
22. Washcloths

\$3.00 2.75 2.50 2.25

## Mechanical Projects – Department 24

Multipurpose Building  
Judging: Tuesday 12p-7p  
Release: Sunday 4p-7p

- Refer to all **Lanlade County Fair General Rules & Regulations and Chapter ATCP 160** at the beginning of this book.

### Aerospace – Class D:

- Homemade model airplane, made of wood or wood and paper
- Homemade model rocket, made of wood or wood and paper
- Model airplane
- Model rocket
- Poster on any phase of the project
- Scrapbook on any phase of the project

\$3.00 2.75 2.50 2.25

### Automotive Model Car – Class B:

- Model car or truck – homemade
- Model car or truck – kit
- Poster on any phase of the project

\$3.00 2.75 2.50 2.25

### Model Project – Class E:

- Can be made of any material including **wood, paper, LEGO, erector set, etc.**
  - Any other model – made from kit
  - Any other model – not from kit
  - Model of boat
  - Model of car
  - Model of helicopter
  - Model of motorcycle
  - Model of submarine
  - Model or train (engine or car)
  - Model of truck

\$3.00 2.75 2.50 2.25

### Small Engines – Class C:

- Mounted display of identified parts of a small engine.
- Poster on any phase of project
- Poster illustrating parts of a small engine, completely labeled and explaining the function of each.
- Poster showing proper safety with small engines.

\$3.00 2.75 2.50 2.25

### Tractor – Class A:

- Mounted exhibit of defective tractor parts, explaining the cause of defect and the suggested method of prevention or remedy
- Poster on any phase of the project
- Scrapbook with eight or more different identified tractors or other farm machinery

\$3.00 2.75 2.50 2.25

## Natural Sciences – Department 16

Multipurpose Building  
Judging: Tuesday 12p-7p  
Release: Sunday 4p-7p

- Refer to all **Lanlade County Fair General Rules & Regulations and Chapter ATCP 160** at the beginning of this book.

### Air Pistol – Class J:

- Any guns displayed must be replicas or models. NO firearms will be allowed in displays. Please do not include live ammunition. Spent casings or intact ammunition without primers and/or powder may be displayed.

- Three targets shot by exhibitor
- Any other display related to the project
- Poster, safety
- Poster, care of gun
- Poster, proper shooting stance
- Scrapbook using photographs to show growth and development of exhibitor, include shooting score cards

\$3.00 2.75 2.50 2.25

### Air Rifle – Class I:

- Any guns displayed must be replicas or models. NO firearms will be allowed in displays. Please do not include live ammunition. Spent casings or intact ammunition without primers and/or powder may be displayed.

- Any other poster/display related to the project
- Exhibit showing the observance of and/or disregard of the ten commandments of firearm safety
- Poster/display identifying the parts of a gun with a key to the purpose of each part
- Poster/display telling story of proper gun handling and/or storage in the home
- Poster of the three shooting positions and the advantages and disadvantages of each
- Scrapbook related to any phase of the project

\$3.00 2.75 2.50 2.25

### Archery – Class G:

1. Two to three homemade animal calls
2. Animal hide tanned by exhibitor
3. Any item – history of archery
4. Any item – related to archery
5. Any item – related to archery safety
6. Any item – related to wildlife ecology
7. Arrow fletched by exhibitor (tip must be protected)
8. Booklet displaying hunting safety rules and/or regulations
9. Craft item made entirely of materials found in nature
10. Display of 5 or more animal tracks – any medium, plaster cast, photo, etc.
11. Display of wildlife ecology showing 2 or more lessons learned during shooting clinics including Fun Shoot Wildlife Ecology Test
12. Display target from Fun Shoot
13. Homemade arm guard, finger tabs, or gloves
14. Homemade decoy or blind
15. Homemade quiver – belt, back, or ground
16. Jewelry – made to represent natural resources
17. Jewelry made with 50% or more natural resource material - i.e. feather, beads, etc.
18. Poster displaying 3 types of target faces and how they are scored
19. Poster of archery safety
20. Poster of types of fletching, arrow nocks, and/or arrow shafts. All types must be protected.
21. Poster/display about game management
22. Poster/display about hunting safety
23. Poster/display on feeding habitats, habitats, and/or hunting laws
24. Poster/display on the principles of game management
25. Poster/display on wildlife ecology lesson taught by exhibitor
26. Poster/display of how to score a target
27. Post of parts of bow or arrow
28. Scrapbook showing growth in current archery year
29. Target backstop, bow rack, or arrow rack

\$3.00 2.75 2.50 2.25

### Bees & Honey – Class C:

- All honey must be the product of bees owned by the exhibitor.
- Extracted honey must be from last year's production.
  1. Honey – one-pint, certified canning jar: leave rings on, seal may be broken to check for flavor
  2. Exhibit of comb or strained honey
  3. Exhibit of honeybees – bring comb in glass frame
  4. Poster on any phase of the project.

\$3.00 2.75 2.50 2.25

### Forestry – Class A:

- Do not include any fruit trees.
  1. Any other forestry exhibit not listed
  2. Collection of 15 or more tree seeds mounted and labeled
  3. Cross section of a tree
  4. Exhibit identifying trees by rubbing the bark
  5. Exhibit of 10 or more mounted specimens of wood cross and longitudinal section showing wood structure and bark (labeled)
  6. Exhibit of fifteen or more leaves of native Wisconsin trees (labeled)
  7. Map of forests in the county
  8. Model of an effective ecosystem
  9. Poster of careers that require knowledge of trees or forests
  10. Poster of different tree diseases
  11. Poster of different types of roots
  12. Poster of different types of trees
  13. Poster of forest biomes
  14. Poster of forestry careers
  15. Poster of goods and services provided by forests
  16. Poster of how water moves from roots to canopy
  17. Poster of identifying types of tree fruits
  18. Poster of improving trees genetically
  19. Poster of life cycles of a tree
  20. Poster of plants that co-exist in a forest
  21. Poster of pruning a tree branch
  22. Poster of risks of forest fires
  23. Poster of the impacts of invasive species in a forest
  24. Poster of why people need forests
  25. Poster on importance of forest densities
  26. Poster on measuring volume of standing trees
  27. Topographic map of the county
  28. Types of tree communities
  29. US maps showing forests in each state

\$3.00 2.75 2.50 2.25

### Geology – Class M:

- All specimens must be collected in the state of Wisconsin since the previous Langlade County fair (except Lot 6).
- Specimens should be glued to a very heavy white poster board or form core board. The display board should be no larger than 22 x 32 in. It may be smaller. It needs to be large enough to hold specimens but small enough to be easily handled.
- Each specimen exhibit should be labeled with the following information:
  - Name of exhibitor
  - Name of youth group and number of specimens
- The specimens should be groups and labeled as rocks, minerals, or fossils.
- Specimens are to be mounted on notecards with the following information:
  - Unique specimen number
  - Date collected
  - Location collected (including county)
  - Name of specimen
- Fossils must be identified at least by phylum and more specifically if possible.

1. Any other geology item or poster not listed
2. Carved stones – display, handmade item
3. Collections – display and identify 6 different rocks
4. Crystals model – display, homemade crystals
5. Poster illustrating the geological history and development of a rock, mineral, or fossil
6. Fossil specimens – 3 specimens, labeled
7. Polished rocks display – describe your method of polishing them, where you found the rocks, and what type they are
8. Poster describing a field trip – describe where you went and what you learned, include photos and/or sketches
9. Poster related to the study of geology
10. Rock artwork large – original, larger than 6 x 6 in.
11. Rock artwork small – original, less than 6 x 6 in.
12. Rock specimens – display showing 3 different types of rocks
13. Stone jewelry – display a handmade item
14. Tumbled rocks display – describe your method of tumbling them, where you found the rocks, and what type they are

\$3.00 2.75 2.50 2.25

#### **Insects – Class K:**

1. Mounted insect exhibit – 10 adult specimens, properly labeled, exhibit in a box with cellophane cover or other transparent cover
2. Poster on any phase of the project

\$3.00 2.75 2.50 2.25

#### **Introduction to Firearms & Hunting – Class H:**

- Any guns displayed must be replicas or meddles. NO firearms will be allowed in displays. Please do not include live ammunition. Spent casings or intact ammunition without primers and/or powder may be displayed.
- 1. Poster on any phase of the project such as care of gun, gun safety rules, different types of guns, etc.
- 2. Scrapbook on any phase of the project

\$3.00 2.75 2.50 2.25

#### **Making Maple Syrup – Class B:**

1. Maple syrup – one pint, produced by exhibitor – certified Canning jar, leave rings on, seal may be broken to check for flavor
2. Poster on any phase of the project
3. Pure maple syrup candy – 3 pieces
4. Scrapbook on any phase of the project

\$3.00 2.75 2.50 2.25

#### **Recycle Project – Class L:**

1. Article made from discarded materials, no larger than 2 x 2 x 2 ft.
2. Poster on any phase of the project
3. Scrapbook on any phase of the project

\$3.00 2.75 2.50 2.25

#### **Sportfishing – Class F:**

- Any hooks used in a display should be covered.
- 1. Angling ethics
- 2. Artificial fly – attached to poster board or cardstock
- 3. Boat safety checklist
- 4. Cedar wood lure
- 5. Customized tackle
- 6. Decorated lure or jig – attached to poster board or cardstock
- 7. Display of career opportunities in the fishing industry
- 8. Display of different types of bait
- 9. Display of how to tie a fishing knot
- 10. Display of proper tackle maintenance
- 11. Display of the difference between bobber and bottom fishing
- 12. Display of the parts of a fish – identify the fish, body parts, what they eat and temperature requirements
- 13. Display of the types of fish in your area
- 14. Display of types of fishing knots
- 15. Fishing field journal
- 16. Fishing trip plans or report
- 17. Fishing related game
- 18. Fly wallet – attached to poster board or cardstock
- 19. Map of your favorite fishing spot
- 20. Mesh net
- 21. Other exhibit relating to the sportfishing project
- 22. Poster/display of cooking a fish
- 23. Poster/display of WI fishing laws
- 24. Poster/display of fish adaptations
- 25. Poster/display of fish senses
- 26. Poster/display of how to care for your catch
- 27. Poster/display of how to cast a fly
- 28. Poster/display of how to de-barb and sharpen hooks
- 29. Poster/display of how to make artificial lures and flies
- 30. Poster/display of how to use a spinning rod and reel
- 31. Poster/display of parts of a fishing reel
- 32. Poster/display of reel maintenance
- 33. Poster/display of types of insects that fish like
- 34. Scrapbook of photos of this year's fish catch – specifically the variety, where they were caught, and what bait was used
- 35. Tackle box inventory check list
- 36. Watershed study

\$3.00 2.75 2.50 2.25

#### **Wildlife Management – Class D:**

1. Bird feeder – homemade, assembled from any product (milk carton, wood, etc.)
2. Homemade fishing lure display on cardboard – cover hooks
3. Poster on any phase of the project
4. Poster on fish management
5. Poster on fur management
6. Poster on small game
7. Poster on songbirds
8. Scrapbook on any phase of the project – include pictures, map of area, story on project, etc.
9. Scrapbook showing photographs and/or drawings of fur mammals found in area with write-up for each covering its habits, economic value, and tracks
10. Single unit birdhouse of your own construction

\$3.00 2.75 2.50 2.25

**Wildflowers – Class E:**

1. Poster on any phase of the project
2. Poster on wildflowers
3. Scrapbook of ten or more different identified photographs or sketches of wildflowers or mounted, dried plants (no endangered plants)
4. Terrarium – place plants (no endangered plants) in wide mouth gallon jar or similar glass container

\$3.00 2.75 2.50 2.25

**Photography – Department 20**

Multipurpose Building  
Judging: Tuesday 12p-7p  
Release: Sunday 4p-7p

- Refer to all **Langlade County Fair General Rules & Regulations and Chapter ATCP 160** at the beginning of this book.
- PRINT SIZE: Maximum – 8 x 10 in.; Minimum – 5 x 7 in.
- Mounting: All photos shall be mounted with a maximum of 2 ½ in. boarder around the photo. Use poster board, foam core board, mounting board, flush mounts, etc. (DO NOT MATTE PHOTOS ON CONSTRUCTION PAPER). All mattes should be black or white.
- NO FAMES OF ANY KIND. No wrapped canvas.
- Affix photos with double side tape or spray glue. DO NOT USED WHITE GLUE OR GLUE STICKS.
- Please make sure that photos are well attached.
- We will make every effort to protect displays but are not responsible for lost photos or damage to photos.
- Posters can be no larger than 14 x 22 in. Affix photos to poster with double sided tape. NO GLUE.
- Self-determined can include several of the elements listed below or one not listed.

**Focus on Photography – Class A:**

- Limit of twelve entries from this class.
  1. Animals – B&W/Toned
  2. Animals – Color
  3. Any other – B&W/Toned
  4. Any other – Color
  5. County Fairs – B&W/Toned
  6. County Fairs – Color
  7. Fast shutter speed – B&W/Toned
  8. Fast shutter speed - Color
  9. Flowers – B&W/Toned
  10. Flowers – Color
  11. Landscape – B&W/Toned
  12. Landscape – Color
  13. Macro – B&W/Toned
  14. Macro – Color
  15. People/portrait – B&W/Toned
  16. People/portrait - Color
  17. Photo with computer manipulated effects
  18. Poster of four pictures of different subject
  19. Poster of four pictures of the same subject
  20. Self-determined
  21. Slow shutter speed – B&W/Toned
  22. Slow shutter speed - Color

\$3.00 2.75 2.50 2.25

**Videography – Class B:**

- The exhibitor provides own equipment for playback.
  1. Any other exhibit related to videography no listed
  2. Diagram of video camera, including descriptions
  3. Notebook/scrapbook showing your movie outline (scene, distance, angle, etc.), notes on filming, editing, showing your movie, and audience reaction to a movie you made.
  4. Poster on an aspect of movie making or movie equipment
  5. Samples of camera work such as close, medium and long shots, zoom, changing camera angles, fade-in, fade-out, different lighting conditions. Maximum length or three minutes.
  6. Script or story board for a television program
  7. Short program (3-5 minutes) that tells a story

\$3.00 2.75 2.50 2.25

**Plant & Soil Sciences – Department 14**

Multipurpose Building  
Judging: Tuesday 12p-7p  
Release: Sunday 4p-7p

- Refer to all **Langlade County Fair General Rules & Regulations and Chapter ATCP 160** at the beginning of this book.
- All vegetables shall be grown from the exhibitor's garden in the current year.
- All vegetables shall be washed or cleaned properly before being brought to the fair. Dirty vegetables will not be accepted.
- All roots shall be removed unless specified.

**Collection of Weeds – Class E:**

1. Scrapbook with eight or more identified common weeds

\$3.00 2.75 2.50 2.25

**Field Crops**

- Threshed samples may be from the current year or the previous year.
- All threshed grain samples must be cleaned.
- Indicate name of cultivar on entry tag.

**Corn – Class B:**

1. Shell corn – minimum of 3 quarts
2. Six corn stalks – no containers

\$3.00 2.75 2.50 2.25

**Forage Crops – Class C:**

1. Alfalfa – 3 in. sheaf in circumference at top band, well tied, list whether it is first or second cutting on Fair Entry
2. Clover – 3 in. sheaf in circumference at top band, well tied, list whether it is the first or second cutting on Fair Entry

\$3.00 2.75 2.50 2.25

**Small Grains – Class D:**

- |   |  |
|---|--|
| 1. Barley – 3 in. in circumference at top band, well tied     | 4. Oats – threshed, 3-quart plastic container or larger        |
| 2. Barley – threshed, 3-quart plastic container or larger     | 5. Wheat – 3 in. sheaf in circumference at top band, well tied |
| 3. Oats – 3 in. sheaf in circumference at top band, well tied | 6. Wheat – threshed, 3-quart plastic container or larger       |

\$3.00 2.75 2.50 2.25

**Fruits – Class I:**

- Only fresh fruit allowed.
- Plate of 4 or 1 pint unless indicated.

- |                                 |                                     |  |
|---------------------------------|-------------------------------------|--|
| 1. Any other fruit – identified | 7. Cantaloupe – 1 whole, 1 in. stem | 11. Pears of 1 variety                                 |
| 2. Apples of 1 variety          | 8. Grapes – 2 bunches               | 12. Plums of 1 variety                                 |
| 3. Apricots                     | 9. Ground cherries - husked         | 13. Raspberries  |
| 4. Blackberries                 | 10. Nuts – any kind                 | 14. Strawberries                                       |
| 5. Blueberries                  | 11. Peaches of 1 variety            | 15. Watermelon – 1 whole, any type<br>leave 1 in. stem |

\$3.00 2.75 2.50 2.25

**Plant & Soil Science – Class A:**

1. Poster on any phase of the project
2. Soil profile – put at least three 1 in. square samples of soil profiles on 3 ½ x 9 in. cardboard with description of soil and location
3. Start a tree of plant from seed or part of plant. Put in small container and label name of plant
4. Terrarium

\$3.00 2.75 2.50 2.25

**Potatoes – Class H:**

- All potato exhibits should consist of 12 potatoes, each weighing about 8 ounces.
- The following suggestions on picking the exhibit should be as followed: trueness to type; uniformity in size, shape, and color; medium sized potatoes; clean; firm; bright; ripe; free from cracks, checks, or mechanical injuries.

- |                             |                |                    |
|-----------------------------|----------------|--------------------|
| 1. Any other variety, named | 5. Kennebec    | 9. Rine red        |
| 2. Atlantic                 | 6. Norland     | 10. Russet Burbank |
| 3. Early gem                | 7. Ontario     | 11. Superior       |
| 4. Fingerling type          | 8. Red LA soda | 12. Yukon gold     |

\$3.00 2.75 2.50 2.25

**Vegetables – Class F:**

- All vegetables must be grown from the exhibitor's garden.
- Youth may exhibit up to 10 different vegetables from the following list, 1 garden box and 1 herb box.
- All exhibits shall be washed or cleaned before being brought to the fair. Dirty vegetables will not be accepted.
- Remove roots unless specified.

- |   |  |
|---|--|
| 1. Any other vegetable not listed – label                               | 17. Lettuce – 1 head or bundle, remove roots   |
| 2. Beans – 10 pods, leave ¼ inch stem                                   | 18. Onions – 3, leave 1 in. stem, no roots, pick one week from fair  |
| 3. Beets – 3, leave one inch stem and ½ inch taproot                    | 19. Peas – 10 pods, leave ½ in. stem   |
| 4. Bell peppers – 3, leave ½ inch stem                                  | 20. Potatoes – 3   |
| 5. Bok choy   | 21. Radishes – any type, 3   |
| 6. Broccoli – 1 bundle of side shoots 3 in. in diameter or 1 large head | 22. Rhubarb  |
| 7. Cabbage – 1, leave 1 in. stem  | 23. Rutabaga – 1   |
| 8. Carrots – 3, leave 1 in. stem and ½ in. taproot                      | 24. Summer squash – 1, leave 1 in. stem  |
| 9. Cauliflower – 1 head, leave ½ to 1 in. stem                          | 25. Sweet corn – any type, 3   |
| 10. Celery – 1 bunch, remove roots neatly                               | 26. Swiss chard – remove roots neatly  |
| 11. Cucumbers, canning, 3-4 in. – 3, leave ¼ to ½ in. stem              | 27. Tomatoes – 3, leave stem   |
| 12. Cucumbers, slicing, 6-8 in. – 3, leave ¼ to ½ in. stem              | 28. Most unusual fruit or vegetable – identify specific type of fruit or vegetable, CAN'T BE PART OF THE VEGETABLE BOX |
| 13. Hot peppers – 3, leave ½ in. stem                                   | 29. Novelty dressed zucchini – one, CAN'T BE PART OF THE VEGETABLE BOX   |
| 14. Hydroponic peppers – 3, leave ½ in. stem                            |  |
| 15. Hydroponic tomatoes - 3   |  |
| 16. Kohlrabi – 3, cut taproot off squarely, leave 4-6 crown leaves      |  |

\$3.00 2.75 2.50 2.25

### Garden Box – Class G:

- Vegetables in the garden box shall come from the preceding list and in correct amounts.
- Garden boxes will be supplied.
- Incomplete boxes will be disqualified.
- All vegetables shall be grown from the exhibitor's garden.
- ONE KIND OF VEGETABLE IN GARDEN BOX (i.e. one squash, three red or three green tomatoes – but not both).
- Limit 1 garden box per exhibitor.

1. Garden box – 6 different vegetables

\$3.00 2.75 2.50 2.25

### Herbs – Class J:

- All herb exhibits should consist of 6 leaves or sprigs in a bunch. No roots are to remain.
- Place in zip-top bag.

- |                                 |                       |                       |                   |
|---------------------------------|-----------------------|-----------------------|-------------------|
| 1. Any other variety not listed | 3. Caraway            | 6. Oregano            | 9. Sweet marjoram |
| 2. Basil – leaves only          | 4. Chives             | 7. Parsley            | 10. Thyme         |
|                                 | 5. Dill – 6 in. stems | 8. Sage – leaves only |                   |

\$3.00 2.75 2.50 2.25

### Herb Box – Class K:

- Herbs in the herb box shall be in correct amounts.
- Herb boxes will be supplied.
- Incomplete boxes will be disqualified.
- All herbs shall be grown from the exhibitor's garden.
- Limit 1 herb box per exhibitor.

1. Herb box – 6 different herbs

\$3.00 2.75 2.50 2.25

## Woodworking – Department 22

Multipurpose Building  
Judging: Tuesday 12p-7p  
Release: Sunday 4p-7p

- Refer to all **Lanlade County Fair General Rules & Regulations and Chapter ATCP 160** at the beginning of this book.
- All articles must be made from wood and must have an appropriate finish for the intended use of the article (sealed, oiled, and painted). The quality of the finish will be considered as part of the workmanship in evaluation of the article.
- No stone or other decorative materials allowed unless stated.
- Items should be ready for use.
- Please note that items made in Ag or Industrial Arts classes should be entered in the correct lot.

### Woodworking – Class A:

- |  |  |
|--|--|
| 1. Any other article not listed                      | 10. Article made in Ag or Industrial Arts class                                    |
| 2. Article for use in farm or home workshop          | 11. Article of creative design from wood or wood and other materials               |
| 3. Article for use in kitchen                        | 12. Article of creative design from wood to be carved by hand or woodworking tools |
| 4. Article for use in living room                    | 13. Article of furniture or cabinet making   |
| 5. Article for use in a building other than the home | 14. Repaired or refinished article   |
| 6. Article for use in storage                        | 15. Toy or game  |
| 7. Article for use in the home                       | 16. Finished item using raw wood   |
| 8. Article for use out-of-doors                      |  |
| 9. Article made from a kit                           |  |

\$3.00 2.75 2.50 2.25

## Youth Group Booths, Banners & Scrapbooks – Department 32

Multipurpose Building  
Set-Up: Monday 12p-7p  
Judging: Tuesday 12p-7p  
Release: Sunday 4p-7p

- Refer to all **Lanlade County Fair General Rules & Regulations and Chapter ATCP 160** at the beginning of this book.

### Youth Group Banner – Class A:

- Must be entered as a “club entry”. Be sure the leader of the club registers this entry on Fair Entry under the club's name.
- Youth Group Banners can be an excellent method of identifying your Youth Group and can also serve several other functions.
  - Youth groups may hang their banners at their regular meeting places.
  - Carry them in parades.
  - Use them in window displays or youth group displays.
- Banners may be decorated in any way and may be made of any type of material.
- Banner's final size should be approximately 30 x 36 inches.
- The youth group and organization name must be on the banner.
- The top of the banner may be sewn to insert a rod or can be hung on a wall.

1. Youth Group Banner

\$8.00 6.00 4.00 2.00

**Youth Group Booths – Class B:**

- Must be entered as a “club entry”. Be sure the leader of the club registers this entry on Fair Entry under the club's name.
- Open to approved organizations.
- Booths will be judged on educational value, interest, ability to attract attention, appearance, and workmanship.
- Theme will be regarding anything in the organization such as projects, activities, events, and joining the organization. The theme does not have to follow the fair theme.
- One booth per youth group.
- Area: Floor – 4 ft. deep by 6 ft. wide; Side Panels – 4 ft. back, 4 ft. high, by 6 ft. wide
- May add height to the back of the booth not to exceed 8 feet.
- Booth materials can be any size within the space of the booth.
- Grand Champion and Reserve Champion Rosettes awarded.
- Booths must be put up on Monday from 12p-7p and ready to be judged by 12p on Tuesday.
- Youth members shall put up with booth with advice from adults if needed.

## 1. Youth Group Booth

\$16.00 14.00 12.00 10.00

**Youth Group Planters – Class C:**

- Must be entered as a “club entry”. Be sure the leader of the club registers this entry on Fair Entry under the club's name.
- Planters will be judged on overall appearance – balanced, uncluttered, center of interest, nice colors, artistic, quality of work, message – conveys message, education, central theme, good promotion idea, interest, and creativity.
- Live plants, silk flowers, plastic flowers, or other decorative items may be used.
- Must be movable. The fair is not responsible for any damage to the planter.
- Decoration theme will follow the fair theme.
- Planters need to be put up and ready to be judged by 12p on Tuesday.
- Planter should be picked up on the Sunday of the fair from 4p-7p. Any remaining planters will be disposed of.

## 1. Youth Group Planter

\$16.00 14.00 12.00 10.00

**Youth Group Scrapbook – Class D:**

- Must be entered as a “club entry”. Be sure the leader of the club registers this entry on Fair Entry under the club's name.
- Must have name of youth group and year on the cover.
- Must contain a story – why the project was chosen, what was done, who helped, and the results, pictures, newspaper clippings, and/or letters or cards of thanks.

## 1. Youth Group Scrapbook

\$8.00 6.00 4.00 2.00

**Youth Group Secretary Book – Class E:**

- Must be entered as a “club entry”. Be sure the leader of the club registers this entry on Fair Entry under the club's name.

## 1. Youth Group Secretary Book

\$8.00 6.00 4.00 2.00

**Youth Leadership – Department 33**

Multipurpose Building  
Judging: Tuesday 12p-7p  
Release: Sunday 4p-7p

- Refer to all **Langlade County Fair General Rules & Regulations and Chapter ATCP 160** at the beginning of this book.

**Youth Leadership Project – Class A:**

1. Display showing how you assisted in leadership of a youth group activity or event
2. Display showing how you assisted in teaching a specific project
3. Display showing how you assisted your general leader
4. Planned and written outline for teaching a series of project meetings in a specific project
5. Poster on any phase of the project
6. Scrapbook with story about your youth leadership project activities – include pictures and newspaper clippings (optional) about activities
7. Visual aid you used to teach a specific project

\$3.00 2.75 2.50 2.25

**Self-Determined Project – Class B:**

- For members 9<sup>th</sup> grade and up who want to design a project that is not currently being offered or expand a current project such as writing short stories, developing a game using a computer, expanding a current project such as foods to learn about spices, their origin, and uses in foods, or careers in the food industry.
1. Exhibit on any phase of project
  2. Poster on any phase of project
  3. Scrapbook with cover page stating name of project and subject of material. Write 3 or more pages about the subject. May use pictures or drawings with captions.

\$3.00 2.75 2.50 2.25

**Youth Organizations: Early Childhood – Department 17**  
**Open to youth in grade K-2<sup>nd</sup> (as of January 1 of exhibit year)**

Youth in grades K-2<sup>nd</sup> shall only exhibit in the Youth Organization: Early Childhood department or open class.

Multipurpose Building  
Judging: Tuesday 12p-7p  
Release: Sunday 4p-7p

- Refer to all **Langlade County Fair General Rules & Regulations and Chapter ATCP 160** at the beginning of this book.
- Bring the following exhibits to the Multipurpose Building to the Early Childhood judge.
- Exhibitors will be critiqued face-to-face and will receive a participation ribbon.
- All multiple part exhibits **MUST** be put together in a box or connected with proper identification (i.e. LEGOS).
- A \$1.50 premium will be given for all exhibits.
- Limit of 25 entries from the department.

**Clothing – Class C:**

- Early Childhood clothing items must be simple and not including items with zippers, buttonholes, plackets, or linings. Buttons may be used for decoration. No exceptions will be made.
- |  |   |                             |
|--|---|-----------------------------|
| 1. One small household handcrafted item (i.e. placemat; small, hemmed tablecloth; hemmed and trimmed towels) | 3. Simple crocheted article                                 | 8. Simple shorts or pants   |
| 2. One stitchery item (i.e. crewel, embroidery, needlepoint, etc.)   | 4. Simple jumper or sundress                                | 9. Simple skirt (no zipper) |
|  | 5. Simple knitted article                                   | 10. Simple stuffed animal   |
|  | 6. Simple pillowcase  | 11. Simple top or shirt     |
|  | 7. Simple sewn clothing accessory (i.e. apron, scarf, etc.) | 12. Simple tote bag         |
|  |   | 13. Stuffed pillow          |
|  |   | 14. Any other clothing item |

**Flowers – Class B:**

- |  |                                   |                                |
|--|-----------------------------------|--------------------------------|
| 1. Annual flower planted in container (no weeds allowed) | 3. Cut flower arrangement         | 6. Potted houseplant – foliage |
| 2. Any other flower item                                 | 4. Fairy/gnome garden             | 7. Succulent                   |
|  | 5. Potted house plant – flowering | 8. Terrarium                   |

**Foods – Class A:**

- Plate of three – unless indicated.
  - Recipe cards must be present with item.
- |                               |   |                           |
|-------------------------------|---|---------------------------|
| 1. Ants on a log              | 6. Decorated cupcakes – cupcake purchased or homemade, one tip              | 9. Muffins – any type     |
| 2. Any other baked item       | 7. Decorated sugar cookie – cookie purchased or homemade, one tip           | 10. Peanut butter cookies |
| 3. Any other non-baked item   | 8. Fondant Fun – create a simple character or cake decoration using fondant | 11. Puppy chow – ½ cup    |
| 4. Chocolate chip cookie      |   | 12. Rice Krispy treats    |
| 5. Cupcakes – any type, plain |   | 13. Trail mix, ½ cup      |

**Fruits, Vegetables & Herbs – Class E:**

- Plate of 4 or 1 pint unless indicated.
  - Please wash fruit and vegetables.
- |                                     |   |                                      |
|-------------------------------------|---|--------------------------------------|
| 1. Any other item – label           | 15. Grapes – 2 bunches                                  | 27. Plums of 1 variety               |
| 2. Apples of 1 variety              | 16. Ground cherries – husked                            | 28. Potatoes – 3                     |
| 3. Apricots                         | 17. Head of lettuce – 1, leave ½ in. stem               | 29. Radishes – 3                     |
| 4. Basil – leaves only              | 18. Kohlrabi – 3, leave ½ in. stem                      | 30. Raspberries                      |
| 5. Beans – 10 pods                  | 19. Nuts – any kind                                     | 31. Sage – leaves only               |
| 6. Beets – 3, leave 1 in. stem      | 20. Onions – 3, leave 1 in. stem, no roots, do not peel | 32. Squash – 1, leave 1 in. stem     |
| 7. Blackberries                     | 21. Oregano   | 33. Strawberries                     |
| 8. Cabbage – 1, leave 1 in. stem    | 22. Parsley   | 34. Sweet marjoram                   |
| 9. Cantaloupe – 1 whole, 1 in. stem | 23. Peaches of 1 variety                                | 35. Thyme                            |
| 10. Caraway                         | 24. Pears of 1 variety                                  | 36. Tomatoes – 3, leave stem         |
| 11. Carrots – 3, leave 1 in. stem   | 25. Peas – 10 pods, leave ½ in. stem                    | 37. Watermelon – 1, leave ½ in. stem |
| 12. Chives                          | 26. Peppers – 3, leave ½ in. stem                       | 38. Zucchini – 1, leave ½ in. stem   |
| 13. Cucumbers – 3, leave ½ in. stem |   |                                      |
| 14. Dill – 6 in. stems              |   |                                      |

### Projects – Class D:

1. Any other item
2. Beaded keychain
3. Beaded any other item
4. Beaded jewelry
5. Christmas or holiday ornament
6. Crayon, marker, pencil, or watercolor picture – 8 ½ x 11 in., original design
7. Decorated purchased clay pot
8. Display promoting 4-H or the Langlade County Fair
9. Fabric painting – 1 pre-stamped article
10. Foam kit project
11. Holiday decoration
12. Homemade candle
13. Homemade jewelry
14. Homemade puppet
15. Insects – 5 or more different mounted and labeled insects put in cardboard box and covered with plastic wrap
16. Item made at youth group meeting
17. Leather article made by you
18. Lego project or an Erector Set – kit
19. Lego project or an Erector Set – not from a kit
20. Liquid plastic – stained glass looking article
21. Memory box or book
22. Model airplane
23. Model automobile
24. Model rocket
25. Mod Podge/deco article
26. Mosaic using items from nature (i.e. seeds, rocks, shells)
27. Paint by number or felt (fuzzy) picture
28. Paint on canvas
29. Paint on shirt or other fabric
30. Painted plaster or ceramic
31. Paper collage article
32. Paper Maché article
33. Perler Bead project
34. Photography – 4 pictures, black and white, on any subject, mounted on tag board (14 x 22 in.), with titles
35. Photography – 4 pictures, color, on any subject, mounted on tag board (14 x 22 in.), with titles
36. Poster or display of how your family saves energy, recycles items, or practices conservation
37. Poster or display on any animal
38. Rock art
39. Scrapbook containing story on what you did in your project – pictures, drawings, and/or newspaper articles on something you did
40. Scrapbook page – 8x8 or 12x12, completed, in page protector
41. Scrapbook with five or more different identified leaves and needles
42. Scrapbook with five or more different photographs or drawings of animals identifying each animal and write a small story about each
43. Scrapbook with five or more different identified photographs and/or sketches of flowers
44. Sculpture, original design – clay, Sculpey, or PlayDoh, etc.
45. Simple electrical item made by you
46. Simple game made by you
47. Small homemade wooden article (if a birdhouse, do not paint)
48. Splatter painting article
49. Stamped paper craft
50. Tie dye article
51. Trash to Treasure – item using recycled material

### Dairy Little Britches Showmanship Event – Class H:

Livestock Pavilion

Arrive: Saturday at 10:30a

Show: Saturday 11a

- Purpose: To help youth gain experience in showing a dairy calf at the county fair. The event may help youth decide to join the dairy project.
  - Open to youth in grades K-2<sup>nd</sup> as of January 1.
  - Youth will show a dairy calf in showmanship event at the Langlade County Fair. Must be able to lead, walk, and hold a rope or collar.
  - Youth must present in clean jeans, a nice, collared shirt, and closed-toed shoes or boots.
  - Youth will show the calf of an exhibitor entered in the Dairy Calf Class at the fair. If more calves are needed the committee will get them.
  - The exhibitor needs to work with the Dairy exhibitor in cleaning and leading the calf before the show.
  - The number of classes will be decided by the number of youth by their age group. The groups will not be ranked.
  - Each youth will receive an award or prize – not a premium.
  - Exhibitors shall register on Fairy Entry.
1. Dairy Little Britches

### Goat Little Britches Showmanship Event – Class J:

Livestock Pavilion

Arrive: Saturday at 10:30a

Show: Saturday approx. 11:30a, following Dairy Little Britches

- Purpose: To help youth gain experience in showing a goat at the county fair. The event may help youth decide to join the goat project.
  - Open to youth in grades K-2<sup>nd</sup> as of January 1.
  - Youth will show a goat in showmanship event at the Langlade County Fair. Must be able to lead, walk, and hold a rope or collar.
  - Youth must present in clean jeans, a nice, collared shirt, and closed-toed shoes or boots.
  - Youth will show the goat of an exhibitor entered in the Goat Class at the fair. If more goats are needed the committee will get them.
  - The exhibitor needs to work with the Goat exhibitor in cleaning and leading the goat before the show.
  - The number of classes will be decided by the number of youth by their age group. The groups will not be ranked.
  - Each youth will receive an award or prize – not a premium.
  - Exhibitors shall register on Fairy Entry.
1. Goat Little Britches

**Kiddy Cats Showmanship Event – Class I:**

Exhibition Building

Arrive: Saturday at 1p

Show: Saturday approx. 2p, following Poultry Chicken Nuggets and Rabbit Little Hopper

- Purpose: To help youth gain experience in showing cats at the county fair. The event may help youth decide to join the cat project.
  - Open to youth in grades K-2<sup>nd</sup> as of January 1.
  - Youth will show a stuffed/toy cat in showmanship event at the Langlade County Fair.
  - Youth must present in clean jeans, a nice, collared shirt, and closed-toed shoes or boots.
  - Youth will show the stuffed/toy cat on a leash. Exhibitors must provide their own stuffed/toy cat.
  - The number of classes will be decided by the number of youth by their age group. The groups will not be ranked.
  - Each youth will receive an award or prize – not a premium.
  - Exhibitors shall register on Fairy Entry.
1. Kiddy Cats

**Poultry Chicken Nuggets Showmanship Event – Class J:**

Exhibition Building

Arrive: Saturday at 1p

Show: Saturday 1:30p

- Purpose: To help youth gain experience in showing poultry at the county fair. The event may help youth decide to join the poultry project.
  - Open to youth in grades K-2<sup>nd</sup> as of January 1.
  - Youth will show poultry in showmanship event at the Langlade County Fair. Must be able to handle animals.
  - Youth must present in clean jeans, a nice, collared shirt, and closed-toed shoes or boots.
  - Youth will show the poultry of an exhibitor entered in the Poultry Class at the fair.
  - The exhibitor needs to work with the Poultry exhibitor in cleaning and handling the poultry before the show.
  - The number of classes will be decided by the number of youth by their age group. The groups will not be ranked.
  - Each youth will receive an award or prize – not a premium.
  - Exhibitors shall register on Fairy Entry.
1. Poultry Chicken Nuggets

**Puppy Pals Showmanship Event – Class K:**

Exhibition Building

Arrive: Saturday at 1p

Show: Saturday approx. 2p, following Poultry Chicken Nuggets, Rabbit Little Hopper, and Kiddy Cats

- Purpose: To help youth gain experience in showing dogs at the county fair. The event may help youth decide to join the dog project.
  - Open to youth in grades K-2<sup>nd</sup> as of January 1.
  - Youth will show a stuffed/toy dog in showmanship event at the Langlade County Fair.
  - Youth must present in clean jeans, a nice, collared shirt, and closed-toed shoes or boots.
  - Youth will show the stuffed/toy dog on a leash. Exhibitors must provide their own stuffed/toy dog.
  - The number of classes will be decided by the number of youth by their age group. The groups will not be ranked.
  - Each youth will receive an award or prize – not a premium.
  - Exhibitors shall register on Fairy Entry.
1. Puppy Pals

**Rabbit Little Hopper Showmanship Event – Class L:**

Exhibition Building

Arrive: Saturday at 1p

Show: Saturday approx. 2p, following Poultry Chicken Nuggets

- Purpose: To help youth gain experience in showing rabbits at the county fair. The event may help youth decide to join the rabbit project.
  - Open to youth in grades K-2<sup>nd</sup> as of January 1.
  - Youth will show a rabbit in showmanship event at the Langlade County Fair. Must be able to handle animals.
  - Youth must present in clean jeans, a nice, collared shirt, and closed-toed shoes or boots.
  - Youth will show the rabbit of an exhibitor entered in the Rabbit Class at the fair.
  - The exhibitor needs to work with the Rabbit exhibitor in cleaning and handling the rabbit before the show.
  - The number of classes will be decided by the number of youth by their age group. The groups will not be ranked.
  - Each youth will receive an award or prize – not a premium.
  - Exhibitors shall register on Fairy Entry.
1. Rabbit Little Hopper

**Sheep Little Britches Showmanship Event – Class N:**

Livestock Pavilion

Arrive: Saturday at 10:30a

Show: Saturday approx. 11:30a, following Dairy and Goat Little Britches

- Purpose: To help youth gain experience in showing a sheep at the county fair. The event may help youth decide to join the sheep project.
  - Open to youth in grades K-2<sup>nd</sup> as of January 1.
  - Youth will show a sheep or lamb in showmanship event at the Langlade County Fair. Must be able to lead, walk, and hold a rope or collar.
  - Youth must present in clean jeans, a nice, collared shirt, and closed-toed shoes or boots.
  - Youth will show the sheep or lamb of an exhibitor entered in the Sheep Class at the fair. If more sheep are needed the committee will get them.
  - The exhibitor needs to work with the Sheep exhibitor in cleaning and leading the sheep or lamb before the show.
  - The number of classes will be decided by the number of youth by their age group. The groups will not be ranked.
  - Each youth will receive an award or prize – not a premium.
  - Exhibitors shall register on Fairy Entry.
1. Sheep Little Britches

## Open Class – Aq 5.10

- Regular judging
- Please look at judging times and release times for each department you're exhibiting in.
- **Open class is open to all persons living in Langlade County**
- Exhibitors in the open class division may not enter identical items, articles, or animals in both the open division and junior division and, or open division and senior citizen division.
- All entries shall be raised, made, or grown since last year's fair, unless otherwise specified.
- Items may not be placed in the exhibit area before their designated time.
- No items may be duplicated.

## Animals

### Horses & Ponies (Equine) – Department 60:

Horse Barn/Arena

Check In: Thursday 8a-10a

Pleasure Show/Judging: Saturday 8a-12p

Release: Sunday 4p

Fun & Speed Show and Hunter/Jumper: Saturday, July 25 8a-12p

**It is a privilege to participate at the Langlade County Fair; however, this privilege can be revoked. Exhibitors, parents, guardians, leaders, and volunteers are expected to always conduct themselves in an appropriate manner.**

- Refer to all **Langlade County Fair General Rules & Regulations and Chapter ATCP 160** at the beginning of this book.
- Horse exhibitors must be in 3<sup>rd</sup> grade to exhibit. A maximum of two animals may be entered by a single exhibitor. One shall be owned by the project member (or their family), the other may be managed by the exhibitor as defined by project requirements. **Managed means the animal is under the care of the exhibitor, i.e., care, expenses, grooming, exercising, etc.** For families who own up to three exhibitors from the same family may enter the same animal in showmanship or horsemanship in different classes. One of the exhibitors from the same family may also enter the same animal in either the pleasure or halter class.
- **Open class** is for riders of any age.
- **Each horse may receive only two paid premiums.** No animal may be shown for multiple premiums under pleasure, halter, or trail/obstacle except by another member of the same immediate family. An animal may be shown for ribbons in multiple classes by any individual. One premium will be in either showmanship or horsemanship class, and one will be in either pleasure, halter, or trail/obstacle. Premiums are paid only to the top four winners in regular judging classes.
- Proof of the animals' age and breed shall be furnished if requested. Age of equines is as of January 1 of current year. Only stallions born on or after January of the fair year may be shown. Equines under two years of age must be shown at halter. Suckling colts may be shown with mare; mare is not to be judged. Two-year-olds may be shown at halter or under saddle.
- Ponies may only enter riding classes designated as pony classes. Ponies include heights of 56" and under. Any equine over 56" is considered a horse. If a purebred registered horse measures as a pony, it must be entered as a horse. Only a half-registered horse (such as a half Arab) measuring as a pony, may be shown as a pony.
- Stalling horses for the duration of the fair is encouraged but not required. Veterinary excuses are not required for those horses not able to be stalled at the fairgrounds during the fair.
- Exhibitors shall contact the horse and pony fair superintendent right away if you cannot exhibit your animal, will be late getting it to the fair, other conflicts, or special requests.
- Stall decorating may be done beginning Monday morning of fair week, until check-in time on Thursday.
- Each exhibit must have a serviceable halter with lead, water bucket, salt, and adequate amount of feed brought with it and kept in the barn during the fair. Stall bedding will be provided by the horse and pony project.
- The time and areas for exercise will be set by the horse and pony project board.
- Exhibitors shall clean out their stall after exhibits are released at 4p on Sunday of the fair.
- All youth are asked to help with barn/grounds clean up on Monday after the fair.
- Those who keep their horse trailers at the fair are responsible for cleaning up the area around them.
- Exhibitors will follow Wisconsin 4-H Horse Project rules for proper attire and equipment. Helmets will be worn while mounted on or driving a horse or pony.
- Riding classes (English and Western) – snaffle and bosal allowed for horses five years old and under.
- In the event of a rain day, premium classes will be done on Sunday as weather permits. The fun show will be rescheduled by the horse and pony project.
- Mistreatment of horse(s) will result in disqualification which results in no premiums being paid.

### Showmanship – Class B:

- Each exhibitor is judged on their presentation and ability to fit, groom, and show the horse/pony from the ground.
  1. English Showmanship
  2. Western Showmanship

\$9.00 8.00 7.00 6.00

### Western Pleasure – Class C:

- The horse/pony is judged on its performance, good manners, and as a pleasurable ride.

1. Western Pleasure

\$9.00 8.00 7.00 6.00

**Western Horsemanship – Class D:**

- The horse/pony is judged on its performance and good manners.

## 1. Western Horsemanship

\$9.00 8.00 7.00 6.00

## 2. Western Horsemanship – ponies 56" &amp; under

**English Pleasure – Class E:**

- The horse/pony is judged on its performance, good manners, and as a pleasurable ride.

## 1. English Pleasure

\$9.00 8.00 7.00 6.00

**English Equitation – Class F:**

- Riders are judged on their style and ability to show the mount under saddle for English riding.

## 1. English Equitation

\$9.00 8.00 7.00 6.00

## 2. English Equitation – ponies, 56" &amp; under

**Barrels – Class G:**

- Horsemanship – this will be a pattern

## 1. Barrels

\$9.00 8.00 7.00 6.00

**Trail – Class I:**

- Trail class will judge the horse on performance over obstacles with emphasis on manners and response to the rider.

## 1. Trail Class

\$9.00 8.00 7.00 6.00

***FUN SHOW: The following Horse and Pony classes are ribbon classes only. Ribbons will be awarded for first through fifth place and are based on the best time. In the event of a tie, there will be a runoff between the exhibitors to determine the placing. Horseless horse members must participate in classes at a walk/trot.***

**Fun Show Plug Race – Class Q:****Fun Show Barrels – Class R:****Fun Show LT Special – Class S:****Fun Show Flag Race – Class T:****Fun Show Pole Bending – Class U:****Fun Show Texas Keyhole – Class V:**

## 1. Open Fun Show

**Poultry & Poultry Products – Department 70**

Exhibition Building

Check In: Wednesday 4p-6p

Show/Judging: Friday 9a

Release: Sunday 4p

- Refer to all **Langlade County Fair General Rules & Regulations and Chapter ATCP 160** at the beginning of this book.
- Poultry exhibitors are required to comply with all the statutory and regulatory provisions of the state of Wisconsin relating to animal health. See current animal health regulations.
- Each exhibitor shall be allowed one entry per lot number with a maximum of 15 total breed entries.
- All poultry will need an identifying leg band.
- All poultry must be owned by the exhibitor by June 1<sup>st</sup> of the current fair year. Exhibitors must show their animal.
- All poultry must be feathered – birds younger than six weeks may not be shown, unless a meat bird.
- All poultry must originate from an NPIP participating flock. Wisconsin Tested Flock, Wisconsin Associate Flock, or shall be individually tested for Pullorum-Typhoid within 90 days of exhibition. Birds for exhibition may not be housed or co-mingled with any untested/uncertified birds. Exhibitors are required to provide a photocopy of one of the following as proof of Pullorum-free status: Pullorum-free certificate from breeder or hatchery, which includes the NPIP number, DATCP letter of acceptance as a Wisconsin Tested or Associate Flock, or a Wisconsin Individual Poultry Test Report. These photocopies must be presented to the superintendent or associate before unloading birds and will not be returned to the exhibitor.
- If exhibiting eggs, exhibitors must test the whole flock for Pullorum-Typhoid or must originate from a NPIP participating flock. If the exhibitor does not have flock certification, eggs will not be exhibited.
- Birds must be free of lice. Birds with lice or other pests will be sent home.
- Exhibitors are required to participate in building duty. Sign-up sheet will be available at the fair.
- The American Standard of Perfection will govern poultry judging.
- Poultry judging will take place in the center ring of the building. Handling of the birds is important as the exhibitor will have to walk his or her birds to the center ring for judging. Only a parent or another project youth may assist a youth member.
- Showmanship judging will follow breed judging.
- Proper show attire is important. Jeans and long-sleeved shirts or show coats are acceptable.

**Class Descriptions:**

Cock (old male): hatched prior to January 1 of current year

Hen (old female): hatched prior to January 1 of current year

Cockerel (young male): hatched after January 1 of current year

Pullet (young female): hatched after January 1 of current year

Young Drake: male less than one year old

Drake: male over one year old

Young Duck: female less than one year old

Duck: female over one year old

<b>Breeds &amp; Class Numbers</b>				
<b>American Breeds</b>	<b>Cock</b>	<b>Hen</b>	<b>Cockerel</b>	<b>Pullet</b>
Any Other American Variety (Dominiques, Buckeyes, Chanteclers, Etc.)	1	2	3	4
Any Plymouth Rock	1	2	3	4
Barred Plymouth Rack	1	2	3	4
Jersey Giant	1	2	3	4
New Hampshire	1	2	3	4
Rhode Island Red	1	2	3	4
Wyandotte's	1	2	3	4
<b>Asiatic Breeds</b>	<b>Cock</b>	<b>Hen</b>	<b>Cockerel</b>	<b>Pullet</b>
Langshan	1	2	3	4
Brahmas	1	2	3	4
Cochins	1	2	3	4
<b>Mediterranean Breeds</b>	<b>Cock</b>	<b>Hen</b>	<b>Cockerel</b>	<b>Pullet</b>
Any Minorca	1	2	3	4
Ancona	1	2	3	4
Any Leghorn, Single or Rose Comb	1	2	3	4
Any Other Mediterranean Varieties	1	2	3	4
<b>English Breeds</b>	<b>Cock</b>	<b>Hen</b>	<b>Cockerel</b>	<b>Pullet</b>
All Other English Varieties	1	2	3	4
Any Orpington	1	2	3	4
Australorps	1	2	3	4
Cornish	1	2	3	4
Sussex	1	2	3	4
<b>Continental Breeds</b>	<b>Cock</b>	<b>Hen</b>	<b>Cockerel</b>	<b>Pullet</b>
Any Maran	1	2	3	4
Any Other Continental Varieties	1	2	3	4
Any Polish	1	2	3	4
Salmon Favorelle	1	2	3	4
<b>Other Standard Breeds</b>	<b>Cock</b>	<b>Hen</b>	<b>Cockerel</b>	<b>Pullet</b>
Americanuas	1	2	3	4
Any colored egg layer (Easter egger, Olive egger, etc.)	1	2	3	4
Any Other Standard Breed	1	2	3	4
Any Sumatra	1	2	3	4
Araucana	1	2	3	4
Barnyard Buddies (any mixed breed chicken)	1	2	3	4
Cream Legbar	1	2	3	4
Production Breed (heavy egg layer)	1	2	3	4
Spitzhaben	1	2	3	4
<b>Bantams Breeds-</b>				
<b>Single Combed Clean Legged</b>	<b>Cock</b>	<b>Hen</b>	<b>Cockerel</b>	<b>Pullet</b>
All Brown Leghorn	1	2	3	4
All Other Plymouth Rock	1	2	3	4
All Other SCCL Bantam	1	2	3	4
Any Japanese	1	2	3	4
Barred Plymouth Rock	1	2	3	4
New Hampshire	1	2	3	4
Rhode Island Red	1	2	3	4
White Leghorn	1	2	3	4
White Plymouth Rock	1	2	3	4
<b>Rose Comb Clean Legged Bantams</b>	<b>Cock</b>	<b>Hen</b>	<b>Cockerel</b>	<b>Pullet</b>
All Other RCCL Bantams	1	2	3	4
All Other Wyandotte	1	2	3	4
Any Antwerp Belgian	1	2	3	4
Any Rose Comb	1	2	3	4
Any Sebright	1	2	3	4

Black Wyandotte	1	2	3	4
White Wyandotte	1	2	3	4
<b>Feather Legged Bantams</b>	<b>Cock</b>	<b>Hen</b>	<b>Cockerel</b>	<b>Pullet</b>
All Other Cochin	1	2	3	4
All Other Feather Legged Bantams	1	2	3	4
Any d'Uccle	1	2	3	4
Any Silkie	1	2	3	4
Black Cochin	1	2	3	4
Buff Brahma	1	2	3	4
Buff Cochin	1	2	3	4
Dark Brahma	1	2	3	4
Light Brahma	1	2	3	4
White Cochin	1	2	3	4
<b>Game Bantams</b>	<b>Cock</b>	<b>Hen</b>	<b>Cockerel</b>	<b>Pullet</b>
All Modern Game	1	2	3	4
All Other Old English	1	2	3	4
Any American Game	1	2	3	4
Black Breasted Red Old English	1	2	3	4
Red Pyle Old English	1	2	3	4
Silver Duckwing Old English	1	2	3	4
<b>All Other Comb Clean Legged Bantam</b>	<b>Cock</b>	<b>Hen</b>	<b>Cockerel</b>	<b>Pullet</b>
All Other AOCCL	1	2	3	4
Any Ameraucana	1	2	3	4
Any Cornish	1	2	3	4
Any Polish	1	2	3	4
<b>Duck Breeds</b>	<b>Drake</b>	<b>Hen</b>	<b>Young Drake</b>	<b>Young Hen</b>
All Other Call Ducks	1	2	3	4
Any Heavy Duck	1	2	3	4
Any Medium Duck	1	2	3	4
Any Other Bantam Ducks	1	2	3	4
Any Other Call	1	2	3	4
Any Other Light Duck	1	2	3	4
Any Runner	1	2	3	4
Cayuga	1	2	3	4
Gray Call	1	2	3	4
Khaki Campbell	1	2	3	4
Mallard	1	2	3	4
Pekin	1	2	3	4
Rouen	1	2	3	4
White Call	1	2	3	4
<b>Game Breeds</b>	<b>Old Cock</b>	<b>Old Hen</b>	<b>Young Cock</b>	<b>Young Hen</b>
Coturnix Quail	1	2	3	4
Button Quail	1	2	3	4
Bobahile Quail	1	2	3	4
Any Other Quail	1	2	3	4
<b>Geese Breeds</b>	<b>Gander</b>	<b>Goose</b>	<b>Young Gander</b>	<b>Young Goose</b>
African	1	2	3	4
Any Other Goose Variety	1	2	3	4
Chinese	1	2	3	4
Embeden	1	2	3	4
Toulouse	1	2	3	4
<b>Peafowl Breeds</b>	<b>Peacock</b>	<b>Peahen</b>	<b>Peachick Male</b>	<b>Peachick Female</b>
Indian	1	2	3	4
Any Other Peafowl	1	2	3	4
<b>Pigeon Breeds</b>	<b>Old Cock</b>	<b>Old Hen</b>	<b>Young Cock</b>	<b>Young Hen</b>
Any Other Variety – Fancy	1	2	3	4
Any Other Variety – Utility	1	2	3	4
Common Pigeon	1	2	3	4
Homing Pigeon	1	2	3	4
Fantails	1	2	3	4
Racini	1	2	3	4
Show Kings	1	2	3	4
Tumblers	1	2	3	4
<b>Turkey Breeds</b>	<b>Tom</b>	<b>Hen</b>	<b>Jake</b>	<b>Jenny</b>
Any Other Variety	1	2	3	4
Bronze	1	2	3	4

White	1	2	3	4
<b>Guinea</b>	<b>Cock</b>	<b>Hen</b>	<b>Cockerel</b>	<b>Pullet</b>
All Guinea Varieties	1	2	3	4

\$2.00 1.75 1.50 1.25

**Market Class – Class B:**

1. Broiler Pen – 2 birds, same sex, 2 ½ to 4 ½ lbs. each (Cornish cross & any other breed)
2. Roaster Pen – 2 birds, same sex, over 5lbs each (Cornish cross & any other breed)
3. Young Duck – Over 5 lbs.
4. Young Goose – 7 lbs. or over
5. Young Turkey – Over 15 weeks of age

\$2.00 1.75 1.50 1.25

**Poultry Egg Exhibit – Class D:**

- Exhibitors must have whole flock tested for pullorum-typhoid, and be able to provide proof of testing, to show eggs at the fair.
  - Display eggs in cartons. Use a separate carton for each entry.
  - All eggs must be thrown away after the fair.
1. Chicken Eggs – White (6 eggs only)
  2. Chicken Eggs – Brown (6 eggs only)
  3. Chicken Eggs – Colored (6 eggs only – not dyed)

\$1.75 1.50 1.25 1.00

**Rabbits – Department 80**

Exhibition Building

Check In: Wednesday 4p-6p

Show/Judging: Thursday 8:30a

Release: Sunday 4p

- Refer to all **Langlade County Fair General Rules & Regulations and Chapter ATCP 160** at the beginning of this book.
- Rabbit exhibitors are required to comply with all the statutory and regulatory provisions of the State of Wisconsin relating to animal health. See the current animal health regulations.
- Each exhibitor shall be allowed one entry per log number with **a maximum of fifteen breed entries** *not including* meat, fur, and showmanship classes.
- All rabbits must be owned by June 15<sup>th</sup> of the current fair year.
- All rabbit exhibitors are required to participate in building duty. See signup sheet at the fair.
- The show will be judged by the rules and regulations of the American Rabbit Breeders Association. Breeds will be divided by recognized show color/patters on show day.
- All rabbits should be permanently earmarked *prior to July 1<sup>st</sup>* (tattooed) and documented on Fair Entry.
- No rabbit under three months will be accepted, unless a market animal entry. **NO EXCEPTIONS.**
- All cages for animals are to be removed from the building as soon as animals are in place.
- Entry tags must be presented to the Superintendent at check in and check out.
- Each exhibitor must show all his or her own entries and animals.
- All exhibitors are required to wear proper show attire of long sleeves and long pants.
- Does with litters or who are subject to give birth may not be exhibited. Does which have just had litters weaned may not be exhibited. Rabbits under eight weeks of age may not be shown.
- No “for sale” signs will be allowed.
- **Fur Classes:** Must be shown as breed animals also (not an additional animal). Fur Class is only for purebred animals.
- See the Vet Science Department for educational exhibits.
- **Showmanship Classes:** All exhibitors are encouraged to participate in showmanship. Exhibitors will be judged on rabbit knowledge, handling skills, appearance of the rabbit, attitude, and appearance of the show person. Each exhibitor must furnish his or her own rabbit and bring the rabbit to the judge. For more instruction and help, please contact the Superintendent.

**\*\*Breeds are listed in alphabetical order. Due to yearly changes by ARBA, new colors or breeds may be missed. Enter those breeds/colors in “any other”, then write the breed/color in Fair Entry\*\***

**4- & 6- Class Breeds:**

Breed/Color	Sr. Buck	Sr. Doe	6/8 Buck	6/8 Doe	Jr. Buck	Jr. Doe
American	1	2	3	4	5	6
American Chinchilla	1	2	3	4	5	6
American Fuzzy Lop	1	2			5	6
American Sable	1	2			5	6
Argente Brun	1	2	3	4	5	6
Belgian Hare	1	2			5	6
Beveren	1	2	3	4	5	6
Blanc de Hotot	1	2	3	4	5	6
Britannia Petite	1	2			5	6
California	1	2	3	4	5	6
Champagne d’Argent	1	2	3	4	5	6

Checkered Giant	1	2	3	4	5	6
Cinnamon	1	2	3	4	5	6
Crème d'Argent	1	2	3	4	5	6
Dutch	1	2			5	6
Dwarf Hotot	1	2			5	6
Dwarf Papillion	1	2			5	6
English Angora	1	2			5	6
English Lop	1	2	3	4	5	6
English Spot	1	2			5	6
Flemish	1	2	3	4	5	6
Florida White	1	2			5	6
French Angora	1	2			5	6
French Lop	1	2	3	4	5	6
Giant Angora	1	2	3	4	5	6
Giant Chinchilla	1	2	3	4	5	6
Harlequin	1	2			5	6
Havana	1	2			5	6
Himalayan	1	2			5	6
Holland Lop	1	2			5	6
Jersey Wooly	1	2			5	6
Lilac	1	2			5	6
Lionhead	1	2			5	6
Mini Lop	1	2			5	6
Mini Rex	1	2			5	6
Mini Satin	1	2			5	6
Satin Angora	1	2			5	6
Standard Chinchilla	1	2			5	6
Netherland Dwarf Self	1	2			5	6
Netherland Dwarf Shaded	1	2			5	6
Netherland Dwarf Tan	1	2			5	6
Netherland Dwarf Any Other Variety	1	2			5	6
New Zealand	1	2	3	4	5	6
Palomino	1	2	3	4	5	6
Polish	1	2			5	6
Rex	1	2			5	6
Rhineland	1	2			5	6
Satin	1	2	3	4	5	6
Silver Fox – Black	1	2	3	4	5	6
Silver Marten	1	2			5	6
Tan	1	2			5	6
Thrianta	1	2			5	6
Any Other 4 Class	1	2			5	6
Any Other 6 Class	1	2	3	4	5	6
<b>Non-ARBA Show Classes</b>						
Pet Class – unknown or mixed breed (spayed or neutered)	1	2			5	6

\$2.00 1.75 1.50 1.25

**Breed Fur Class – Class B:**

- Rabbits must also be entered in breed division to be eligible to be shown in fur classes.
  - Only one entry per lot number.
  - All ARBA rules apply, except all colors show together in one breed fur class. All general disqualifications apply.
- |                          |                              |                           |                       |
|--------------------------|------------------------------|---------------------------|-----------------------|
| 1. American Fur          | 14. Champagne d'Argent Fur   | 27. Havana Fur            | 40. New Zealand Fur   |
| 2. American Fuzzy Lop    | 15. Checkered Giant Fur      | 28. Himalayan Fur         | 41. Palomino Fur      |
| 3. American Sable Fur    | 16. Chinchilla, American Fur | 29. Hotot Fur             | 42. Polish Fur        |
| 4. Angora, English Wool  | 17. Chinchilla, Giant Fur    | 30. Jersey Wolly Wool     | 43. Rex Fur           |
| 5. Angora, French Wool   | 18. Chinchilla, Standard Fur | 31. Lilac Fur             | 44. Rhineland Fur     |
| 6. Angora, Giant Wool    | 19. Cinnamon Fur             | 32. Lionhead Fur          | 45. Satin Fur         |
| 7. Angora, Satin Wool    | 20. Crème d'Argent Fur       | 33. Lop, English Fur      | 46. Silver Fox Fur    |
| 8. Argente Brune Fur     | 21. Dutch Fur                | 34. Lop, French Fur       | 47. Silver Fur        |
| 9. Belgian Hare Fur      | 22. Dwarf Hotot Fur          | 35. Lop, Holland Fur      | 48. Silver Marten Fur |
| 10. Beveren Fur          | 23. English Spot Fur         | 36. Lop, Mini Fur         | 49. Tan Fur           |
| 11. Blanc de Hotot       | 24. Flemish Giant Fur        | 37. Mini Rex Fur          | 50. Thrianta Fur      |
| 12. Britannia Petite Fur | 25. Florida White Fur        | 38. Mini Satin Fur        |                       |
| 13. Californian Fur      | 26. Harlequin Fur            | 39. Neatherland Dwarf Fur |                       |

\$2.00 1.75 1.50 1.25

## Non-Animal Exhibits

### Open Class Antiques – Department 190

Multipurpose Building

Check In: Tuesday 12p-5:30p

Judging: Wednesday 9a-finished

Release: Sunday 4p-7p

- Refer to all **Laglade County Fair General Rules & Regulations and Chapter ATCP 160** at the beginning of this book.
- In case an article is in poor condition but is valuable because of its age or rarity, these factors will be taken into consideration when scoring.
- If an item entered for competition at this fair and receives a placing, it cannot be entered for competition again at this fair until a period of five years has passed.
- If an article is entered for competition and does not receive a placing at this fair, it can be entered again at subsequent fairs.
- Antiques should not be less than 50 years old, unless specifically stated.
- Every precaution will be taken to ensure the safety of exhibit, but in no case with the fair, their staff, or their volunteers be responsible for loss, breakage, or injury.
- An item cannot be entered in a specific category and a like item in the miscellaneous class; for example, if one item of carnival glass is entered in Class A – Colored Glass, another cannot be entered in Class E – Miscellaneous.
- Participants may enter a maximum of 75 exhibits in the department.
- Scoring:

Quality – material	15
Technique	15
Beauty – color	20
Design/general	20
Condition	20
Value in point of interest	10
Total	100

#### Colored Glass – Class A: *Limit 10 entries in this class*

- |                            |   |                                |  |
|----------------------------|---|--------------------------------|--|
| 1. Any etched glass item   | 6. Collection – three pieces of one pattern | 11. Milk glass                 | 15. Salt and pepper shakers            |
| 2. Art glass or decorative | 7. Cranberry glass                          | 12. Miscellaneous – not listed | 16. Tumblers – two of the same pattern |
| 3. Black amethyst item     | 8. Creamer and sugar                        | 13. Ruby flash glass           | 17. Vaseline glass                     |
| 4. Carnival                | 9. Depression                               | 14. Ruby glass (1)             | 18. Water pitcher                      |
| 5. Cobalt blue (1)         | 10. Hobnail item                            |                                |  |

\$3.00 2.50 2.00 1.50

#### Clear Glass – Class B: *Limit 5 entries in this class*

- |  |   |                               |                                       |
|--|---|-------------------------------|---------------------------------------|
| 1. Any etched glass item                             | 3. Collection of clear glass, three pieces of one pattern | 5. Miscellaneous – not listed | 8. Tumblers – two of the same pattern |
| 2. Clear glass covered covered butter or cheese dish | 4. Creamer and sugar                                      | 6. Pressed glass item         | 9. Water pitcher                      |

\$3.00 2.50 2.00 1.50

#### Misc. Glass (Clear or Colored) – Class C: *Limit 7 entries in this class*

- |  |  |                      |                     |
|--|--|----------------------|---------------------|
| 1. Any other misc. glass – not listed          | 4. Bottle – colored, with or without paper label | 7. Cruet(s)          | 11. Opalescent item |
| 2. Basket with handle                          | 5. Canning jar                                   | 8. Custard glass (1) | 12. Paper weight    |
| 3. Bottle – clear, with or without paper label | 6. Compote                                       | 9. Goofus glass      | 13. Perfume bottle  |
|  |  | 10. Milk bottle (1)  | 14. Vase            |

\$3.00 2.50 2.00 1.50

#### Ceramics & China – Class D: *Limit 15 entries in this class*

- |   |                                  |                                |                             |
|---|----------------------------------|--------------------------------|-----------------------------|
| 1. Three different pieces of China collection – one pattern | 7. Cookie jar                    | 15. Hand-painted item          | 23. Pottery                 |
| 2. Bone dish – crescent shape                               | 8. Covered cheese or butter dish | 16. Iron stone China           | 24. Salt and pepper shakers |
| 3. Butter pat dish  | 9. Creamer and sugar dish        | 17. Jug                        | 25. Stein                   |
| 4. Calendar plate   | 10. Crock                        | 18. Miscellaneous – not listed | 26. Stone wear item         |
| 5. China bowl   | 11. Cup and saucer               | 19. Mustache cup               | 27. Teapot                  |
| 6. Commemorative plate                                      | 12. Fiesta wear item             | 20. Occupied Japan article     | 28. Tureen – covered        |
|   | 13. Figurine                     | 21. Pitcher                    | 29. Vase                    |
|   | 14. Flow blue                    | 22. Portrait plate             |                             |

\$3.00 2.50 2.00 1.50

**Miscellaneous – Class E: Limit 42 exhibits in this class**

- |   |   |   |  |
|---|---|---|--|
| 1. Antigo memorabilia – 25-50 years old                 | 19. Cookbook  | 45. Lamp – over six feet                                      | 64. Postal artifact (1)                                  |
| 2. Bakelite or Celluloid item                           | 20. Cookie cutters – aluminum or plastic (3)                            | 46. Leather item  | 65. Potholders   |
| 3. Banks – still or mechanical                          | 21. Cookie cutters – tin (3)  | 47. Linens/doilies (1)  | 66. Purse or bag   |
| 4. Basket woven or weaved – 25-50 years                 | 22. Copper item   | 48. Lunch basket  | 67. Quilt – completed, machine or hand-sewn, 25-50 years |
| 5. Book (1)   | 23. Coverlet – finished or unfinished, machine or hand sewn, 25-50 yrs. | 49. Macramé – 25-50 years                                     | 68. Salt cellar  |
| 6. Brass item   | 24. Cowboy item   | 50. Military items – clothes, paper documents, medals, etc.   | 69. Salt pig or salt box                                 |
| 7. Cake topper – glass or plastic                       | 25. Daguerrotype – tin or framed  | 51. Miniature lamp – complete                                 | 70. Sewing article                                       |
| 8. Camera   | 26. Doll – Barbie, 25-50 yrs.   | 52. Miniature shoe  | 71. Shoes  |
| 9. Cast iron – with or without cover                    | 27. Doll – 25-50 years  | 53. Mirror item   | 72. Silver or silver-plated item                         |
| 10. Catalog, magazine, or comic book (1)                | 28. Doll, at least 50 yrs. old  | 54. Misc. item not listed – large                             | 73. Stuffed toy  |
| 11. Child's dish – for feeding                          | 29. Dresser set   | 55. Misc. item not listed – small, can easily be set on table | 74. Tin advertising item                                 |
| 12. Child's dish – toy                                  | 30. Enameled item   | 56. Musical memorabilia – instruments, records, books, etc.   | 75. Toothpick holder                                     |
| 13. Child's toy – other than wood                       | 31. Farm tool   | 57. Native American relic or artifact                         | 76. Unframed photograph/snapshot                         |
| 14. Christmas decoration                                | 32. Framed art  | 58. Paper collectibles (1)                                    | 77. Valentine (1)  |
| 15. Christmas decorations – set of three or more pieces | 33. Framed photography  | 59. Photograph album  | 78. Vintage clothing – adult, on hanger                  |
| 16. Clock – shelf or mantel                             | 34. Game or puzzle (1)  | 60. Pickle caster   | 79. Vintage clothing – children, on hanger               |
| 17. Coffee pot – 25-50 yrs.                             | 35. Game plate  | 61. Picture frame only  | 80. Wicker item  |
| 18. Collection of fancy buttons – six or more, mounted  | 36. Hand tools – shop (3)   | 62. Plaster wear item or chalk ware item                      | 81. Wood item  |
|   | 37. Hand tools – kitchen (3)  | 63. Portrait  | 82. Wooden toy   |
|   | 38. Hat   |   | 83. Wooden ware item                                     |
|   | 39. Hatpin holder   |   | 84. Woven rug – 25-50 yrs.                               |
|   | 40. Holiday card (1)  |   |  |
|   | 41. Household furniture   |   |  |
|   | 42. Ink well  |   |  |
|   | 43. Jewelry   |   |  |
|   | 44. Kitchen flat wear   |   |  |

\$3.00 2.50 2.00 1.50

**Open Class Clothing – Department 260**

Multipurpose Building  
Judging: Tuesday 12p-5:30p  
Release: Sunday 4p-7p

- Refer to all **Langlade County Fair General Rules & Regulations and Chapter ATCP 160** at the beginning of this book.
- Bring clothing articles on hangers.

**Infant, Children, Teenage or Adult Garments – Class A:**

- |                        |  |  |
|------------------------|--|--|
| 1. Any other garment   | 7. Dress for general wear  | 10. Shorts or skort                    |
| 2. Apron               | 8. Garment made from another – include description of garment before it was made over, changes made, and why | 11. Skirt                              |
| 3. Blouse              |  | 12. Sleepwear or loungewear            |
| 4. Blouse with skirt   |  | 13. Snowsuit                           |
| 5. Coat                |  | 14. Sport clothing – at least 3 pieces |
| 6. Dress for best wear | 9. Pant  | 15. Suit or pantsuit                   |

\$2.50 2.25 2.00 1.50

**Open Class Cultural Art – Department 180**

Multipurpose Building  
Judging: Tuesday 12p-5:30p  
Release: Sunday 4p-7p

- Refer to all **Langlade County Fair General Rules & Regulations and Chapter ATCP 160** at the beginning of this book.
- All ceramic items must be signed and dated.
- Block printing is a method/technique in which an item is carved, then put into ink and used to print as with a stamp. A method, not a style, of lettering.
- If item used is special technique, please add a not card with description.

### Cultural Arts – Class A:

1. Acrylic painting framed with wire on back to hang
2. Acrylic painting any other item framed with wire on back to hang
3. Any other item
4. Any other type of card
5. Any other useful item
6. Appliqué item
7. Article of beading
8. Basket – woven by hand
9. Block printing on fabric – place mats, napkins, yardage, apron, etc.
10. Block printing on paper – wrapping paper, stationery, napkins, placemats, etc.
11. Cement article – outdoor
12. Ceramic alcohol ink
13. Ceramic any other technique
14. Ceramic combination of techniques
15. Ceramic dry brush item
16. Ceramic free style original design
17. Ceramic glazed item
18. Ceramic item – outdoor
19. Ceramic over glazed item – decal or luster
20. Ceramic stained on bisque
21. Ceramic under glazed item
22. Charcoal picture
23. Christmas tree decoration
24. Crayon or pastel picture framed with wire on back to hang
25. Creative design, original, made from wire
26. Creative design, original, metal, other than wire
27. Etched article
28. Felting, any article
29. Freehand oil painting framed with wire on back to hang
30. Glass fusing
31. Glass slumping – melting bottles, glass, etc.
32. Handmade Christmas cards - crocheted, tatted, appliqué, material
33. Handmade Christmas cards – ink, block printing (see note above)
34. Handmade clay article
35. Handmade clay pot
36. Holiday decoration other than tree ornament
37. Item with resemble technique used
38. Metal recycled art
39. Mosaic technique on any item
40. Oil painting on something other than a framed picture, such as an old painted saw
41. Pencil or ink sketch
42. Personalized stationery – 10 sheets plus envelopes
43. Pin painted design article
44. Quilling article
45. Rock art
46. Spray paint artwork
47. Stuffed animal – not knit or crocheted
48. Stuffed doll
49. Tie dye on clothing article
50. Tube painted article
51. Wall hanging – crewel
52. Watercolor – tempera painting framed with wire on back to hang on a hook

\$5.50 4.50 3.50 2.50

### Theatre Arts – Class B:

- All costumes and photos must be PG13 rated and kept age appropriate. All photos must be non-explicit or suggestive. All makeup must be done on the face, neck, shoulder, shoulder blade, leg, arm, or hand.
  - All prop weapons must be made of cardboard, plastic, resin, foam, rubber, or wood. No sharp edges or points. Any entry found to be made of prohibited material will be rejected and asked to remove the inappropriate prop from the Langlade County Fairgrounds.
  - **Definitions:**
    - **Fashion makeup:** Fashion makeup is used in magazine photography as well as on the fashion runway. Avant-garde makeup is also an applicable technique used for projects that require experimental themes. Fashion makeup is also commonly used in television and film rating for the natural *prime look* to more sophisticated applications such as *color balance*.
    - **Theatrical makeup:** Stage makeup is used as a method in conjunction with stage lighting to highlight the actors' faces to make expressions visible to the audience from moderate distances. This often includes defining the eyes and lips as well as the highlights and lowlights of the facial bones.
    - **Special effects (FX) makeup:** The use of special effects techniques enhancing physical features to exhibit metaphysical characteristics as well as fantasy makeup. The use of prosthetics and plaster casting are also required for projects that feature non-human appearances. Accents such as theatrical blood and ooze are also techniques applicable to this type of makeup.
    - **Airbrushing:** The use of an airbrush which is a small air-operated device that sprays various media including alcohol and water-based makeup by a process of nebulization. Liquid foundations that are high in coverage but thin in texture are applied with the airbrush for full coverage without a heavy build-up of product.
    - **Special occasion makeup:** Special occasion makeup is a new segment in a makeup artist's repertoire. From ethnic, to glamorous, to contemporary, makeup artists are now an important part of event planning.
    - **High definition:** This is an art which involves the use of light reflections and ingredients such as minerals to give the skin a flowless finish. This was developed due to the further development of high-definition mediums and the cast implications of airbrush makeup.
    - **Character makeup:** Character makeup is used to create a character to the extent of changing a subject's physical configuration to suit the requirements of a script. It encompasses a great deal: varying age levels, character delineation, personality traits, unusual facial features, symbolic figures, men's facial hair application, cuts, scars, bruises, burns, tattoos, disfigurements, horror designs, and anything on the face or body that is created without embellishing or enhancing the correcting and/or beauty aspects of the human face or figure.
1. 1-20 sentences character-based monologue
  2. Costume created for a character, including written description of concept
  3. Display of props made by exhibitor with written description
  4. Display on character development
  5. Display on makeup
  6. Exhibit of prop/props
  7. Exhibit of puppet stage
  8. Homemade color wheel and light rainbow
  9. Makeup result photo (5x7 in.) with written report
  10. Monologue based on a fictional character – no more than 3 handwritten pages
  11. Open scene script with 2 interpretations – no more than 2 typed pages
  12. Original one act play or skit
  13. Puppet made by exhibitor
  14. Puppet or costume used by exhibitor in a community service project, including description
  15. Report on puppets of the world – no more than 2 typed pages
  16. Three panel picture story

\$5.50 4.50 3.50 2.50

## Open Class Flowers & House Plants – Department 150

Multipurpose Building

Judging: Tuesday 12p-5:30p

Release: Sunday 4p-7p

- Refer to all **Lanlade County Fair General Rules & Regulations and Chapter ATCP 160** at the beginning of this book.
- All flowers shall be raised by exhibitor since last year's fair – except for wildflowers – and not previously shown.
- Do not mix wildflowers with garden flowers; enter wildflowers in their own category.
- Feel free to attach planting tag to entry. This will aid in proper ID of entries.
- Artificial flowers may only be used in the artificial flower class.
- All entries should have containers that are heavy enough to support the entry. All containers should be clean and unbroken.
- All plants must be free from lice and mites before being brought in the Multipurpose Building.

### Arrangements – Class C:

- Open to amateurs only.
  - Arrangements are to be viewed from all sides except corsage or wall hanging.
  - An artistic arrangement shall use fresh or dried material as indicated. Where fresh or dried is not specified, the arranger may choose to use one of the other or a combination of the two to carry out the theme specified.
  - Artificial flowers are allowed in the artificial flower class.
  - Exhibitors must provide their own container for the exhibit.
1. Corsage – any occasion
  2. Creative imagination – unusual arrangement
  3. Dried wildflower arrangement
  4. Fall beauty – arrangement of dried garden flowers
  5. Faux flower arrangement – artificial flowers only
  6. Foliage arrangement – foliage only
  7. Mug arrangement – fresh flowers
  8. Wall hanging – swag/wreath – dried or fresh flowers
  9. Arrangement utilizing a cooking utensil

\$3.00 2.50 2.00 1.50

### Bouquets – Class B:

- Do not include goldenrod, ragweed, or state protected wildflowers.
  - Bouquets consist of five or more stems or blooms. Bouquets are to be viewed from all sides.
1. Bouquet of dried wildflowers
  2. Bouquet of fresh garden flowers
  3. Bouquet of fresh wildflowers
  4. Bouquet of mixed dried flowers or pods

\$2.50 2.25 2.00 1.50

### Cut Flowers – Class A:

- Display consists of 1, 2, or 3 stems or blooms. Additional greens may be included but should be from the same plant.
  - One entry per lot per household, if from the same plant.
- |   |   |                                 |  |
|---|---|---------------------------------|--|
| 1. Ageratum   | 12. Canna                                 | 24. Diantus                     | 38. Nasturtium                                 |
| 2. Amaranthus   | 13. Celosia                               | 25. Feverfew                    | 39. Pansies                                    |
| 3. Any other cut flower – annual, not listed, identify    | 14. Chineses Cynoglossum – forget-me-nots | 26. Gaillardia                  | 40. Petunia                                    |
| 4. Any other cut flower – perennial, not listed, identify | 15. Chrysanthemum – garden                | 27. Garden sunflower            | 41. Phlox – perennial                          |
| 5. Aster  | 16. Cleome                                | 28. Geranium                    | 42. Roses                                      |
| 6. Bachelor button  | 17. Cockscomb                             | 29. Gladiolus                   | 43. Rudbeckia                                  |
| 7. Balsam   | 18. Cone flower – purple or white         | 30. Gomphrena                   | 44. Salpiglossis                               |
| 8. Begonia – tuberous                                     | 19. Coreopsis                             | 31. Helichrysum – straw flowers | 45. Salvia                                     |
| 9. Bells of Ireland                                       | 20. Cosmos                                | 32. Hydrangea                   | 46. Scrapbook of 10 identified pressed flowers |
| 10. Candendula  | 21. Dahlias                               | 33. Japanese lantern            | 47. Sedum                                      |
| 11. Candyluft – iberis                                    | 22. Daisy – shasta                        | 34. Larkspur – annual           | 48. Snapdragon                                 |
|   | 23. Delphinium – perennial                | 35. Lilies                      | 49. Snow on the mountain                       |
|   |   | 36. Mallow – lavatera/malva     | 50. Sweet peak                                 |
|   |   | 37. Marigold                    | 51. Verbena                                    |
|   |   |                                 | 52. Zinnia                                     |

\$1.75 1.50 1.25 1.00

### Potted Plants – Class D:

- All plants must have been growing in pots long enough to become well established before exhibition.
  - All plants must be free from lice and mites, and all pots must be thoroughly cleaned before being brought into the building. Pot should not be cracked or broken.
  - Plants are not to be sprayed with leaf shine or other sprays.
- |  |   |   |
|--|---|---|
| 1. African violet  | 10. Combo pot – 3 or more foliage only plants   | 16. Impatiens                             |
| 2. Any other flowering plant – not previously listed, identify   | 11. Combo pot – 3 or more herb plants   | 17. Ivy – any variety, identify           |
| 3. Any plant grown for foliage – not previously listed, identify | 12. Family involvement project – 12 inch diameter or larger pot of mixed flowering plants planted and cared for by at least two family members. Containers can be used to decorate the Multipurpose building during the fair. | 18. Jade plant                            |
| 4. Begonia – identify  |   | 19. Mandevilla                            |
| 5. Cactus  |   | 20. Peace lily                            |
| 6. Caladium  |   | 21. Peperomia                             |
| 7. Climbing or trailing plant other than already listed          |   | 22. Philodendron                          |
| 8. Coleus  | 13. Fern  | 23. Prayer plant                          |
| 9. Combo pot – 3 or more flowering plants                        | 26. Geranium  | 24. Snake plant or mother-in-law's tongue |
|  | 27. Hoya plant  | 25. Spider plant                          |
|  |   | 26. Succulent                             |
|  |   | 27. Swedish ivy                           |
|  |   | 28. Terrarium                             |
|  |   | 29. Unusual potted – must be identified   |

\$2.00 1.75 1.50 1.25

### Open Class Food & Nutrition – Department 250

Multipurpose Building  
Judging: Tuesday 12p-5:30p  
Release: Sunday 4p-7p

- Refer to all **Lagrange County Fair General Rules & Regulations and Chapter ATCP 160** at the beginning of this book.
- **Commercial mixes and frostings are ineligible.**
- All entries in Class A become the property of the fair and cannot be returned to exhibitors.
- Bring an entire baked article such as an entire loaf of bread or an entire cake.
- Plate of 3 unless otherwise specified.
- Breads must be 5 ¾ x 3 ½ x 2 in. loaf.

### Cake – Class E:

- 9 x 13 in. pan unless specified.
- |  |                                    |                   |                          |
|--|------------------------------------|-------------------|--------------------------|
| 1. Angel food cake – use angel food cake pan | 2. Bundt cake – use bundt cake pan | 3. Carrot cake    | 5. Sponge cake – any pan |
|  |                                    | 4. Chocolate cake | 6. White cake            |

\$2.50 2.25 2.00 1.50

### Cookies – Class D:

- |                          |                          |                          |                                       |
|--------------------------|--------------------------|--------------------------|---------------------------------------|
| 1. Chocolate chip cookie | 3. Molasses drop cookies | 5. Peanut butter cookies | 7. White rolled cookies – not frosted |
| 2. Filled cookies        | 4. Oatmeal drop cookies  | 6. Pinwheel cookies      |                                       |

\$2.50 2.25 2.00 1.50

### Food & Nutrition – Class A:

- |  |                              |  |
|--|------------------------------|--|
| 1. Cake donuts   | 4. Dinner rolls              | 8. Rye bread                           |
| 2. Chocolate brownies                                    | 5. Frosted yeast sweet rolls | 9. White yeast bread – min. 1 lb. loaf |
| 3. Decorated cake for a special occasion – use cake form | 6. Homemade candy            | 10. Whole wheat bread                  |
|  | 7. Kolaches – any kind       |  |

\$2.50 2.25 2.00 1.50

### Food Preservation – Class G:

- All food preservation canning exhibits may be put in standard or wide mouth, clear glass, pint or quart jars, except jams and jellies, which may be put in half pints. Only standard jars (brand names such as Ball or Kerr imprinted on the jars) are allowed. Tinted jars will be disqualified.
- Reusable lids are acceptable if the jar is properly sealed for preservation.
- Jars must be properly labeled – labels available at end of this book.
- All vegetables, except those pickled, must be pressure canned.
- All fruit must be processed in boiling water bath or steam pressure canned.
- Juices, jams, and jellies shall be boiled **and processed in hot water bath.**
- Processing items used should be from current Extension bulletins or the Ball Blue Book.
- Jams and jellies should be processed in a hot water bath with lids. No paraffin allowed.
- All entries must be canned since the previous year.
- Lids shall not be marked in any manner.
- Rings must be removed.

- |                              |                               |   |                                |
|------------------------------|-------------------------------|---|--------------------------------|
| 1. Any other item not listed | 11. Chicken                   | 20. Peas                                | 29. Sauerkraut                 |
| 2. Applesauce                | 12. Crabapple pickles         | 21. Pickle relish                       | 30. String beans – green, cut  |
| 3. Beef                      | 13. Dill pickles              | 22. Pickles – mixed or bread and butter | 31. String beans – yellow, cut |
| 4. Beets – any variety       | 14. Jam – any variety         | 23. Pineapple                           | 32. Tomato juice               |
| 5. Blackberries              | 15. Jelly – any variety       | 24. Potatoes – wet or dry               | 33. Tomatoes – cut             |
| 6. Blueberries               | 16. Mixed vegetables for soup | 25. Raspberries – tame, red             | 34. Tomatoes – whole in juice  |
| 7. Carrots – whole, young    | 17. Mushrooms                 | 26. Raspberries – wild, red             |                                |
| 8. Catsup                    | 18. Peaches – halves          | 27. Rhubarb                             |                                |
| 9. Cherries – pitted         | 19. Pears – halves            | 28. Salsa                               |                                |
| 10. Cherries – whole         |                               |   |                                |

\$2.50 2.25 2.00 1.50

**Quick Breads, Muffins & Cream Puffs – Class B**

- |                                |                           |                     |                       |
|--------------------------------|---------------------------|---------------------|-----------------------|
| 1. Any other bread – identify  | 4. Apricot Bread          | 9. Cherry nut bread | 14. Plain muffins     |
| 2. Any other muffin – identify | 5. Baking powder biscuits | 10. Coffee cake     | 15. Poppy seed bread  |
| 3. Apple bread                 | 6. Banana bread           | 11. Corn bread      | 16. Pumpkin bread     |
|                                | 7. Blueberry muffins      | 12. Cranberry bread | 17. Raspberry muffins |
|                                | 8. Bran muffins           | 13. Cream puffs     | 18. Scones            |
|                                |                           |                     | 19. Zucchini bread    |

\$2.50 2.25 2.00 1.50

**Pie – Class F:**

- Fillings must be homemade, not commercial pie fillings.
- The exhibitor shall bring the entire pie. They will leave a slice and take the rest home after judging.

- |   |                                   |                                      |                    |
|---|-----------------------------------|--------------------------------------|--------------------|
| 1. Any other pie – not listed, include recipe | 4. Baked pie shell – from scratch | 7. Combination pie – 2 or more fruit | 11. Prune          |
| 2. Apple – double crust                       | 5. Blueberry                      | 8. Cream                             | 12. Pumpkin        |
| 3. Apple – Dutch                              | 6. Cherry                         | 9. Custard                           | 13. Raisin         |
|   |                                   | 10. Meringue                         | 14. Raspberry      |
|   |                                   |                                      | 15. Sugar free pie |

\$2.50 2.25 2.00 1.50

**Yeast Breads – Class C:**

- |                                       |                             |   |   |
|---------------------------------------|-----------------------------|---|---|
| 1. Any other variety – include recipe | 7. Croissant                | 13. Parker house rolls                      | 20. Stollen – small size                |
| 2. Braided bread                      | 8. French bread             | 14. Pecan rolls                             | 21. White bread                         |
| 3. Breadsticks – 6 in. long           | 9. Garlic bread             | 15. Poppy seed horns                        | 22. Whole wheat bread – 50% whole wheat |
| 4. Cinnamon bread                     | 10. Hamburger buns          | 16. Raised doughnuts                        |   |
| 5. Cinnamon rolls                     | 11. Kolaches – fruit filled | 17. Rye bread – 50% rye flour, artisan loaf |   |
| 6. Coffee cake                        | 12. Oatmeal bread           |   |   |

\$2.50 2.25 2.00 1.50

**Open Class Hearts That Shine**  
**Open to persons of all ages with special needs.**

Multipurpose Building in the Cultural Arts area

Judging: Tuesday 12p-5:30p

Release: Sunday 4p-7p

- No entry fee.
- Identical items or articles may not be entered in either the junior, senior, or the traditional open class division.
- All entries must be made since last year's fair.
- Items may not be placed in the exhibit area before their designated time.
- Photos, pictures, and drawings need to be mounted on card stock, poster board, or heavy construction paper with a 1 in. border.
- Photos should be 5 x 7 in.
- Judges or cultural arts volunteers will be available to speak with exhibitors about their finished project.
- This is a ribbon class only; premiums will not be awarded.

**Hearts That Shine – Class A:**

- |                                      |                                 |                         |
|--------------------------------------|---------------------------------|-------------------------|
| 1. Any other craft item not listed   | 6. Crayon picture               | 11. Simple crochet item |
| 2. Ceramic combination or techniques | 7. Item built with Legos        | 12. Simple knit item    |
| 3. Ceramic glazed item               | 8. Photo of an animal           | 13. Tie dyed item       |
| 4. Ceramic stained on bisque         | 9. Photo of scenery             | 14. Wood item           |
| 5. Colored pencil or ink drawing     | 10. Plastic mesh/canvas article |                         |

## Open Class Home Furnishings/Environment – Department 280

Multipurpose Building  
Judging: Tuesday 12p-5:30p  
Release: Sunday 4p-7p

- Refer to all **Laglade County Fair General Rules & Regulations and Chapter ATCP 160** at the beginning of this book.
  - If item used a special technique, please add a notecard with description.
1. Accessory from the home – i.e. wall hanging, rug, etc. – design must be original
  2. Any other home environment item not listed
  3. Children's building blocks – wood, Styrofoam mesh, etc., set of 3
  4. Comforter – new, tied
  5. Creative accessory or wall hanging framed, ready to hang
  6. Creative plant container
  7. Creative stationery – thank-you notes, letterheads, stationery; set of 6
  8. Creative storage item
  9. Creative wreath – minimum of 12 in. in diameter, ready to hang
  10. Cutting board or game board
  11. Decorative pillow – candle wicking, quilting, edging, etc.
  12. Decorative plant container
  13. Dining table accessory – i.e. tablecloth or placemat and napkin set
  14. Dish towel or small tablecloth
  15. Dish towels – set of 2
  16. Draperies or curtains
  17. Finished item using raw wood
  18. Hand quilted piece
  19. Machine quilted piece
  20. Natural plant material arrangement for a buffet
  21. Picture frame with picture or mirror - ready to hang; fabric frame, plastic, needlepoint mesh, etc.
  22. Pillow cover
  23. Pillowcases – set of 2
  24. Pillows for a home
  25. Placemats – 2 to 4 – or runner for dining table - simple
  26. Quillow
  27. Quilt – new, tied
  28. Quilt – pieced
  29. Quilted items – new
  30. Refinished item using fabric
  31. Refinished small accessory for a room
  32. Silt floral arrangement for a buffet
  33. Small, refinished item
  34. Table – include a 3 x 5 in. card identifying the meal the table arrangement is set for. The exhibitor to show a complete table setting for any occasion, this will include a centerpiece, tablecloth, napkin, glass, goblet, or coffee cup with saucer, plate, and no silverware. The exhibitor will bring his/her own card table (36 x 36 in.) Fair officials will take every precaution to guard your table but cannot be responsible for public breakage.
  35. Tatting – any item
  36. Wall hanging
  37. Weaving – any item

\$4.50 3.50 2.50 1.50

## Open Class Knitting & Crocheting – Department 270

Multipurpose Building  
Judging: Tuesday 12p-5:30p  
Release: Sunday 4p-7p

- Refer to all **Laglade County Fair General Rules & Regulations and Chapter ATCP 160** at the beginning of this book.

### Crocheting – Class B:

1. Afghan – must be 42 x 60 in. minimum
2. Any other crocheted item
3. Cardigan or pullover
4. Creative holiday decoration
5. Creative use of yarn or cotton in a knitted item
6. Crocheted edging – i.e. pillowcase, runner
7. Doll Clothes
8. Hat
9. Headband
10. Item for infant
11. Large household article – i.e. bedspread, tablecloth, etc.
12. Mittens or gloves
13. Pillow
14. Pin cushion
15. Poncho or shawl
16. Potholders or hot pads – double yarn or sewn together, at least 6 x 6 in., set of 2
17. Scarf – with or without fringe
18. Slippers
19. Small household item – doily, centerpiece, etc.
20. Socks – 4-needle
21. Sweater
22. Toy
23. Two-piece ensemble – i.e. mittens and hat, scarf and hat, gloves and hat, scarf and mittens
24. Vest
25. Washcloths

\$2.50 2.25 2.00 1.50

### Knitting – Class A:

1. Afghan – must be 42 x 60 in. minimum
2. Any other knitted item
3. Cardigan or pullover
4. Creative holiday decoration
5. Creative use of yarn or cotton in a knitted item
6. Doll clothes
7. Hat
8. Headband
9. Item for infant
10. Large household article – i.e. bedspread, tablecloth, etc.
11. Mittens or gloves
12. Pillow
13. Pin cushion
14. Poncho or shawl
15. Potholders or hot pads – double yarn or 2 layers sewn together, at least 6 x 6 in., set of 2
16. Scarf – with or without fringe
17. Slippers
18. Small household item – doily, centerpiece, etc.
19. Socks – 4-needle
20. Sweater
21. Toy
22. Two-piece ensemble – i.e. mittens and hat, gloves and hat, scarf and mittens
23. Vest
24. Washcloths

\$3.00 2.50 2.00 1.50

## Open Class Natural Science – Department 160

Multipurpose Building  
Judging: Tuesday 12p-5:30p  
Release: Sunday 4p-7p

- Refer to all **Langlade County Fair General Rules & Regulations and Chapter ATCP 160** at the beginning of this book.

### Bees & Honey – Class B:

- All honey must be the product of bees owned by the exhibitor. Extracted honey must be of last year's production.
  - Honey – 1-pint, certified canning jar, leave rings on, seal may be broken to check for flavor \$2.50 2.25 2.00 1.50
  - Exhibit of comb or strained honey \$2.50 2.25 2.00 1.50
  - Exhibit of honeybees – bring comb in glass frame \$5.50 4.50 3.50 2.00

### Christmas Trees – Class C:

- Christmas tree must be grown in Langlade County.
- Trees must be freshly cut.
- Trees will be judged based on USDA Christmas Tree Grades.
- Trees must be exhibited standing in a bucket of moist sand or soil/moss mixture furnished by the exhibitor.
- Trees must be between 5 ft. and 8 ft. tall, measured from tip of the leader to bottom of the handle. A trimmed handle shall be no less than 6 in. long or more than 1 ¼ in. for each foot of tree height.
- Artificially colored trees will be disqualified.
- Only one tree per class.

- |                                     |   |                |
|-------------------------------------|---|----------------|
| 1. Balsam, Frasier, or Douglass Fir | 3. Norway, Black, Colorado, or White Spruce | 4. Scotch Pine |
| 2. Norway Pine                      |   | 5. White Pine  |

\$10.00 8.00 6.00 4.00

### Making Maple Syrup – Class A:

- Maple syrup – 1-pint certified canning jar, produced by exhibitor, leave rings on, seal may be broken to check for flavor
- Pure maple syrup candy – 3 pieces
- Scrapbook on any phase of the project

\$2.50 2.25 2.00 1.50

## Open Class Photography – Department 200

Multipurpose Building  
Judging: Tuesday 12p-5:30p  
Release: Sunday 4p-7p

- Refer to all **Langlade County Fair General Rules & Regulations and Chapter ATCP 160** at the beginning of this book.
- Mounting: All photos shall be mounted. Use poster board, foam core board, mounting board, flush mount, etc. All mattes should be black or white. NO FRAMES OF ANY KIND. No wrapped canvases.
- No text, copyright statements, or identifying markings are allowed on the image.
- Normal post processing adjustments are allowed. This includes levels, curves, contrast, saturation, and sharpening.
- Minor cloning and dust removal is permitted.
- HDR photos will be allowed unless the technique is excessive and goes beyond natural appearance. In this case, it would be entered in the digitally altered category. Background and major component removal belong in the digitally altered category.
- Print sizes:
  - 5 x 7 in. minimum print size
  - 11 x 14 in. maximum print size
  - 16 x 20 in. maximum matte size
  - Panorama max size 24 in. on long side – min. aspect ratio 2:1
- DISCLAIMER: Reasonable precautions will be taken to ensure that entries are unharmed, but the Langlade County Fair Board is not responsible for damage or loss no matter the cause.
- No offensive or objectionable content will be allowed. Discretion will be of the judge's and the Fair Board.
- Enter one class at a time – Amateurs or Professional.
- Limit of 12 entries per class.

### Amateur – Class A:

#### Professional – Class B:

- |                                   |                           |   |
|-----------------------------------|---------------------------|---|
| 1. Animals – B&W/Toned            | 9. Flowers – B&W/Toned    | 17. People – B&W/Toned                      |
| 2. Animals – Color                | 10. Flowers – Color       | 18. People – Color                          |
| 3. Any other – B&W/Toned          | 11. Landscape – B&W/Toned | 19. Photo with computer manipulated effects |
| 4. Any other – Color              | 12. Landscape – Color     | 20. Show shutter speed – B&W/Toned          |
| 5. County fairs – B&W/Toned       | 13. Macro – B&W/Toned     | 21. Show shutter speed - Color              |
| 6. County fairs – Color           | 14. Macro – Color         |   |
| 7. Fast shutter speed – B&W/Toned | 15. Panorama – B&W/Toned  |   |
| 8. Fast shutter speed – Color     | 16. Panorama – Color      |   |

\$4.50 3.50 2.50 1.50

## Open Class Plant & Soil Science – Department 140

Multipurpose Building

Judging: Tuesday 12p-5:30p

Release: Sunday 4p-7p

- Refer to all **Laglade County Fair General Rules & Regulations and Chapter ATCP 160** at the beginning of this book.
- All vegetables shall be grown from the exhibitor's garden in the current year.
- All vegetables shall be washed or cleaned properly before being brought to the fair. Dirty vegetables will not be accepted.
- All roots shall be removed unless specified.

### Field Crops:

- Threshed samples may be from the current year or the previous year.
- All threshed grain samples must be cleaned.
- Put the name of cultivar on the entry tag.

### Corn – Class A:

1. Shell corn – minimum 3 quarts
2. Six corn stalks – no containers
3. Tallest corn (1)

\$2.50 2.25 2.00 1.50

### Forage Crops – Class B:

1. Alfalfa – 3 in. sheaf in circumference at top band, well tied, list whether it's 1<sup>st</sup> or 2<sup>nd</sup> cutting on Fair Entry
2. Clover – 3 in. sheaf in circumference at top band, well tied, list whether it's 1<sup>st</sup> or 2<sup>nd</sup> cutting on Fair Entry

\$2.50 2.25 2.00 1.50

### Small Grains – Class C:

1. Barley – 3 in. in circumference at top band, well tied
2. Barley – threshed, 3-quart plastic container or larger
3. Oats – 3 in. sheaf in circumference at top band, well tied
4. Oats – threshed, 3-quart plastic container or larger
5. Tallest sunflower (1)
6. Wheat – 3 in. sheaf in circumference at top band, well tied
7. Wheat – threshed, 3-quart plastic container or larger

\$2.50 2.25 2.00 1.50

### Vegetables – Class D:

- May exhibit up to 15 different vegetables from the following list, one garden box, and one herb box.
  - All exhibits shall be washed or cleaned before being brought to the fair. Dirty vegetable will not be accepted.
1. Any other vegetable not listed – label
  2. Beans – 10 pods, leave ¼ inch stem
  3. Beets – 3, leave one inch stem and ½ inch taproot
  4. Bell peppers – 3, leave ½ inch stem
  5. Bok choy
  6. Broccoli – 1 bundle of side shoots 3 inches in diameter or 1 large head
  7. Cabbage – 1, leave 1 inch stem
  8. Carrots – 3, leave 1 inch stem and ½ inch taproot
  9. Cauliflower – 1 head, leave ½ - 1 inch stem
  10. Celery – 1 bunch, remove roots neatly
  11. Cucumbers, canning, 3-4 in. – 3, leave ¼ to ½ inch stem
  12. Cucumbers, slicing, 6-8 in. – 3, leave ¼ to ½ inch stem
  13. Hot peppers – 3, leave ½ inch stem
  14. Hydroponic peppers – 3, leave ½ inch stem
  15. Hydroponic tomatoes - 3
  16. Kohlrabi – 3, cut taproot off squarely, leave 4-6 crown leaves
  17. Lettuce – 1 head or bundle, remove roots
  18. Onions – 3, leave 1 inch stem, no roots, pick 1 week from fair
  19. Peas – 10 pods, leave ½ inch stem
  20. Potatoes – 3
  21. Radishes – any type, 3
  22. Rhubarb
  23. Rutabaga – 1
  24. Summer squash – 1, leave 1 inch stem
  25. Sweet corn – any type, 3
  26. Swiss chard – remove roots neatly
  27. Tomatoes – 3, leave stem
  28. Most unusual fruit or vegetable – identify specific type of fruit or vegetable, CAN'T BE PART OF THE VEGETABLE BOX
  29. Novelty dressed zucchini – 1, CAN'T BE PART OF THE VEGETABLE BOX
  30. Vegetable plant in container

\$1.75 1.50 1.25 1.00

### Garden Box – Class E:

- Vegetables in the garden box shall come from the preceding list and in correct amounts.
  - Garden boxes will be supplied.
  - Incomplete boxes will be disqualified.
  - All vegetables shall be grown from the exhibitor's garden.
  - ONE KIND OF VEGETABLE IN GARDEN BOX (i.e. one squash, three red or three green tomatoes – but not both).
  - Limit one garden box per exhibitor.
1. Garden box – 6 different vegetables

\$5.50 4.50 3.50 2.50

**Potatoes – Class F:**

- All potato exhibits should consist of 12 potatoes, each weighing about 8 ounces.
- The following suggestions on picking the exhibit should be as followed: trueness to type; uniformity in size, shape, and color; medium sized potatoes; clean; firm; bright; ripe; free from cracks, checks, or mechanical injuries.

- |                             |                |                    |
|-----------------------------|----------------|--------------------|
| 1. Any other variety, named | 5. Kennebec    | 9. Rine red        |
| 2. Atlantic                 | 6. Norland     | 10. Russet Burbank |
| 3. Early gem                | 7. Ontario     | 11. Superior       |
| 4. Fingerling type          | 8. Red LA soda | 12. Yukon gold     |

\$2.50 2.25 2.00 1.50

**Fruits – Class I:**

- Only fresh fruit allowed.
- Plate-of-four or one pint unless indicated.

- |                                     |                             |  |
|-------------------------------------|-----------------------------|--|
| 1. Any other fruit – identified     | 7. Grapes – 2 bunches       | 13. Raspberries  |
| 2. Apples of 1 variety              | 8. Ground cherries – husked | 14. Strawberries                                       |
| 3. Apricots                         | 9. Nuts – any kind          | 15. Watermelon – 1 whole, any type<br>leave 1 in. stem |
| 4. Blackberries                     | 10. Peaches of 1 variety    |  |
| 5. Blueberries                      | 11. Pears of 1 variety      |  |
| 6. Cantaloupe – 1 whole, 1 in. stem | 12. Plums of 1 variety      |  |

\$1.75 1.50 1.25 1.00

**Herbs – Class H:**

- All herb exhibits should consist of six leaves or sprigs in a bunch. No roots are to remain.
- Place in zip-top bag.

- |                                 |                       |                       |                   |
|---------------------------------|-----------------------|-----------------------|-------------------|
| 1. Any other variety not listed | 3. Caraway            | 6. Oregano            | 9. Sweet marjoram |
| 2. Basil – leaves only          | 4. Chives             | 7. Parsley            | 10. Thyme         |
|                                 | 5. Dill – 6 in. stems | 8. Sage – leaves only |                   |

\$1.75 1.50 1.25 1.00

**Herb Box – Class I:**

- Herbs in the herb box shall be in correct amounts.
- Herb boxes will be supplied.
- Incomplete boxes will be disqualified.
- All herbs shall be grown from the exhibitor's garden.
- Limit 1 herb box per exhibitor.

1. Herb box – 6 different herbs

\$5.50 4.50 3.50 2.50

**Open Class Woodworking – Department 220**

Multipurpose Building  
Judging: Tuesday 12p-5:30p  
Release: Sunday 4p-7p

- Refer to all **Langlade County Fair General Rules & Regulations and Chapter ATCP 160** at the beginning of this book.

**Woodworking – Class A:**

- All projects finished according to intended use.

- |  |   |                                      |
|--|---|--------------------------------------|
| 1. Any large article of furniture  | 4. Article of creative design from wood | 9. Carved wooden statuette           |
| 2. Any other carved item – wall hangings, bowls, walking sticks, canes, etc. | 5. Birdfeeder                           | 10. Lawn ornament                    |
| 3. Any small article of furniture – chair, stool, etc.                       | 6. Birdhouse                            | 11. Toy of homemade game             |
|  | 7. Carved wooden boxes                  | 12. Useful article for farm workshop |
|  | 8. Carved wooden Christmas ornament     | 13. Useful article from home         |

\$5.50 4.50 3.50 2.50

## **Senior Citizen Classes – ATCP 160.39**

- Regular judging
- Please look at judging times for each department you are exhibiting in.
- Senior citizen division is limited to persons **62 years of age and over**.
- Exhibitors in the senior citizen division may not enter identical items or articles in both the senior citizen division and corresponding regular open division.
- All entries shall be raised, made, or grown since last year's fair, unless otherwise specified.
- Items may not be placed in the exhibit area before their designated time.

### **ATCP 160.39 Senior citizens division; general requirements.**

- (1) The age of exhibitors in the senior citizens division is limited to persons 62 years of age or over.  
(2) Exhibitors in the senior citizens division may not enter identical items or articles in both the senior citizens division and the corresponding classes of the regular open division.  
(3) State aid may not be used to award more than one premium to an exhibitor in a premium or lot number in the senior citizens division.  
**History:** [CR 21-093](#): (title), (1), (2) renum. from ATCP 160.06 (title), (1), (2), cr. (3), (4) [Register September 2022 No. 801](#), eff. 10-1-22; [CR 24-072](#): r. (4) [Register February 2025 No. 830](#), eff. 3-1-25.

### **Senior Citizen Cultural Art – Department 318**

Multipurpose Building  
Judging: Tuesday 12p-5:30p  
Release: Sunday 4p-7p

- Refer to all **Langlade County Fair General Rules & Regulations and Chapter ATCP 160** at the beginning of this book.
- If item used a special technique, please add a not card with description.

#### **Crafts – Class A:**

- Pictures should be framed with wire on back to hang on hook.
- |                                      |   |   |
|--------------------------------------|---|---|
| 1. Acrylic painting                  | 8. Ceramic under-glazed item                                    | 13. Oil painting on something other than a framed picture |
| 2. Any other item                    | 9. Crayon or pastel picture                                     | 14. Original designed stationary – 5, plus envelopes      |
| 3. Ceramic combination of techniques | 10. Creative design made from wire or metal                     | 15. Pencil or ink sketch                                  |
| 4. Ceramic dry brush item            | 11. Freehand oil painting                                       | 16. Watercolor – tempera painting                         |
| 5. Ceramic glazed item               | 12. Holiday accessory for the home other than for tree trimming |   |
| 6. Ceramic over glazed item          |   |   |
| 7. Ceramic stained on bisque         |   |   |

\$5.50 4.50 3.50 2.50

### **Senior Citizen Home Furnishings/Environment – Department 328**

Multipurpose Building  
Judging: Tuesday 12p-5:30p  
Release: Sunday 4p-7p

- Refer to all **Langlade County Fair General Rules & Regulations and Chapter ATCP 160** at the beginning of this book.
- If item used a special technique, please add a not card with description.

#### **Home Environment – Class A:**

1. Pillow for home
2. Quilt
3. Refinished small accessory for a room – this might be a clock, bookend, stool, sewing basket, or any other accessory

\$3.00 2.50 2.00 1.50

### **Senior Citizen Knitting & Crocheting – Department 327**

Multipurpose Building  
Judging: Tuesday 12p-5:30p  
Release: Sunday 4p-7p

- Refer to all **Langlade County Fair General Rules & Regulations and Chapter ATCP 160** at the beginning of this book.

#### **Knitting & Crocheting – Class A:**

1. Knitted mittens – 2 or 4 needle
2. Knitted Afghan
3. Crocheted Afghan

\$2.50 2.00 1.75 1.50

## Senior Citizen Woodworking – Department 322

Multipurpose Building

Judging: Tuesday 12p-5:30p

Release: Sunday 4p-7p

- Refer to all **Langlade County Fair General Rules & Regulations and Chapter ATCP 160** at the beginning of this book.

### Woodworking – Class A:

- |   |   |                                      |
|---|---|--------------------------------------|
| 1. Any large article of furniture                                   | 4. Article for use in kitchen   | 7. Bird feeder                       |
| 2. Any other carved item – wall hanging, bowls, walking stick, etc. | 5. Article of creative design from wood or other material which is carved | 8. Birdhouse                         |
| 3. Any small article of furniture – such as chair, stool, etc.      | 6. Article of creative design from wood or other materials                | 9. Lawn ornament                     |
|   |   | 10. Toy or homemade game             |
|   |   | 11. Useful article for farm workshop |

\$5.50 4.50 3.50 2.50

## Food Preservation Labels

Name of Product: \_\_\_\_\_  
Date Processed: \_\_\_\_\_  
Method of Processing (check which one):  
 Boiling Water Bath  
 Pressure Canner (removed steam)  
Type of Pack: Hot Cold  
Time of Processing: \_\_\_\_\_  
Pounds of Pressure: \_\_\_\_\_

Name of Product: \_\_\_\_\_  
Date Processed: \_\_\_\_\_  
Method of Processing (check which one):  
 Boiling Water Bath  
 Pressure Canner (removed steam)  
Type of Pack: Hot Cold  
Time of Processing: \_\_\_\_\_  
Pounds of Pressure: \_\_\_\_\_

Name of Product: \_\_\_\_\_  
Date Processed: \_\_\_\_\_  
Method of Processing (check which one):  
 Boiling Water Bath  
 Pressure Canner (removed steam)  
Type of Pack: Hot Cold  
Time of Processing: \_\_\_\_\_  
Pounds of Pressure: \_\_\_\_\_

Name of Product: \_\_\_\_\_  
Date Processed: \_\_\_\_\_  
Method of Processing (check which one):  
 Boiling Water Bath  
 Pressure Canner (removed steam)  
Type of Pack: Hot Cold  
Time of Processing: \_\_\_\_\_  
Pounds of Pressure: \_\_\_\_\_

Name of Product: \_\_\_\_\_  
Date Processed: \_\_\_\_\_  
Method of Processing (check which one):  
 Boiling Water Bath  
 Pressure Canner (removed steam)  
Type of Pack: Hot Cold  
Time of Processing: \_\_\_\_\_  
Pounds of Pressure: \_\_\_\_\_

Name of Product: \_\_\_\_\_  
Date Processed: \_\_\_\_\_  
Method of Processing (check which one):  
 Boiling Water Bath  
 Pressure Canner (removed steam)  
Type of Pack: Hot Cold  
Time of Processing: \_\_\_\_\_  
Pounds of Pressure: \_\_\_\_\_

Name of Product: \_\_\_\_\_  
Date Processed: \_\_\_\_\_  
Method of Processing (check which one):  
 Boiling Water Bath  
 Pressure Canner (removed steam)  
Type of Pack: Hot Cold  
Time of Processing: \_\_\_\_\_  
Pounds of Pressure: \_\_\_\_\_

Name of Product: \_\_\_\_\_  
Date Processed: \_\_\_\_\_  
Method of Processing (check which one):  
 Boiling Water Bath  
 Pressure Canner (removed steam)  
Type of Pack: Hot Cold  
Time of Processing: \_\_\_\_\_  
Pounds of Pressure: \_\_\_\_\_

Name of Product: \_\_\_\_\_  
Date Processed: \_\_\_\_\_  
Method of Processing (check which one):  
 Boiling Water Bath  
 Pressure Canner (removed steam)  
Type of Pack: Hot Cold  
Time of Processing: \_\_\_\_\_  
Pounds of Pressure: \_\_\_\_\_

Name of Product: \_\_\_\_\_  
Date Processed: \_\_\_\_\_  
Method of Processing (check which one):  
 Boiling Water Bath  
 Pressure Canner (removed steam)  
Type of Pack: Hot Cold  
Time of Processing: \_\_\_\_\_  
Pounds of Pressure: \_\_\_\_\_